












#576000 **MEN'S**

C2 REVERSIBLE MESH PINNIE

- 100% Polyester Pro Mesh Fabric
- Double layered mesh
- Fully Reversible
- Double-needle hem
- Each layer individually hemmed for easy screening

| Color | S/M | L/XL | 2XL/3XL |
|--|-------|-------|---------|
|  BK/WH | 2,529 | 2,828 | 348 |
|  FS/WH | 479 | 486 | 139 |
|  GD/WH | 307 | 584 | 71 |
|  GR/WH | 642 | 699 | 140 |
|  MA/WH | 410 | 517 | 69 |
|  NY/WH | 786 | 1,239 | 252 |
|  PU/WH | 516 | 623 | 72 |
|  RD/WH | 1,310 | 1,569 | 211 |
|  RY/WH | 1,092 | 1,555 | 277 |