












576000 MEN'S C2 REVERSIBLE MESH PINNIE

- 100% Polyester Pro Mesh Fabric
- Double layered mesh
- Fully Reversible
- Double-needle hem
- Each layer individually hemmed for easy screening

COLOR	S/M	L/XL	2XL/3XL
 BK/WH	3,647	3,250	408
 FS/WH	574	120	134
 GD/WH	255	430	68
 GR/WH	591	648	122
 MA/WH	337	430	46
 NY/WH	1,723	2,231	447
 PU/WH	549	660	69
 RD/WH	1,368	1,860	221
 RY/WH	2,129	2,595	279