















605PBW WOMEN'S WOMENS BELT LOOP FAST PITCH PANT

- 100% Double Knit 12 Oz. Polyester
- Low Rise Women'S Cut With Mid-Calf Length
- Five Pro-Style Belt Loops
- 2" Elastic Waistband

COLOR	XS	S	M	L	XL	2XL	3XL
 BK	889	3,486	4,052	1,523	1,631	1,515	761
 CC		988	1,718	1,290	724	204	101
 CR	279	1,277	1,696	1,001	619	459	103
 FS	27	53	299	111	70	35	14
 GY			260	178	124	80	19
 ML	48	68	291	180	110	47	15
 NY	167	891	1,549	1,220	501	135	112
 PU	142	562		137	116	83	22
 RD	17	688	1,713	1,020	651	37	105
 RY	83	1,531	1,755	1,137	458	97	47
 SB	171	750	1,203	768	254	108	78
 WH	442	3,652	4,300	2,144	921	515	161