














605PBW WOMEN'S WOMENS BELT LOOP FAST PITCH PANT

- 100% Double Knit 12 Oz. Polyester
- Low Rise Women'S Cut With Mid-Calf Length
- Five Pro-Style Belt Loops
- 2" Elastic Waistband

COLOR	XS	S	M	L	XL	2XL	3XL
 BK	1,746	8,938	12,401	6,307	1,241	28	1,040
 CC	455	2,609	3,271	2,129	1,181	435	126
 CR	264	1,044	1,536	840	324	108	84
 FS	119	393	369	305	46		2
 GY	161	278	599	127		11	
 ML	130	707	889	288	261	93	
 NY	857	3,176	3,947	2,600	1,194	100	212
 PU	139	581	386	295	73	30	
 RD	604	2,062	3,412	1,777	996	90	129
 RY	800	3,672	3,596	2,270	882	80	21
 SB	285	1,226	1,715	924	378	139	93