















605PBW WOMEN'S WOMENS BELT LOOP FAST PITCH PANT

- 100% Double Knit 12 Oz. Polyester
- Low Rise Women'S Cut With Mid-Calf Length
- Five Pro-Style Belt Loops
- 2" Elastic Waistband

COLOR	XS	S	M	L	XL	2XL	3XL
 BK	961	3,694	4,192	1,637	1,702	1,608	791
 CC		1,052	1,773	1,324	748	219	103
 CR	283	1,276	1,693	997	617	459	103
 FS	90	214	323	199	114	72	15
 GY			326	224	155	80	22
 ML		94	337	57	123		16
 NY	183	1,164	1,807	1,307	556	145	114
 PU	160	1,312		293	166	8	25
 RD	52	776	1,768	1,045	679	20	106
 RY	106	1,616	1,843	1,194	480	113	53
 SB	177	789	1,230	778	258	109	80
 WH	519	3,789	4,461	2,262	992	545	167