













# # 655 WPN MEN'S CRUSH PINSTRIPE PANT

- 100% DURA-Stretch 14 oz. double-knit polyester with 100% DURA-Light mesh vented back knee area
- Relaxed mt wide leg with open hemmed bottom
- Leg opening has a hook and loop closure mechanism for instant seam adjustment
- Double layer knee construction for enhanced sliding protection
- 2.5" Gripper elastic
- 5 pro-style belt loops waistband for secure uniform mt
- Zipper-ny-two snap closure
- Adult inseams: S (33"). M (34"). L (35"). XL (36"). 2XL (37"). 3XL (38")

COLOR	S	M	L	XL	2XL	3XL
 GY/BK	538	599	468	181	21	24
 GY/NY	590	621	303	117		11
 GY/RD	581	674	513	211	72	
 GY/RD	581	674	513	211	72	
 GY/RD	581	674	513	211	72	
 GY/RY	521	470	365	155	47	
 WH/BK	555	447	508	254	66	8
 WH/NY	574	606	493	202	72	12
 WH/RD	595	642	478	182	69	23
 WH/RY	352	225	211	49	26	24