












#576000 MEN'S C2 REVERSIBLE MESH PINNIE

- 100% Polyester Pro Mesh Fabric
- Double layered mesh
- Fully Reversible
- Double-needle hem
- Each layer individually hemmed for easy screening

COLOR	S/M	L/XL	2XL/3XL
 BK/WH	417	2,265	491
 FS/WH	681	557	841
 GD/WH	551	674	33
 GR/WH	197	748	144
 MA/WH	979	583	67
 NY/WH	6,500	1,060	373
 PU/WH	460	605	56
 RD/WH	1,139	1,697	134
 RY/WH	357	980	238