



















#LP001W WOMEN'S WOMENSLACROSSE REVERSIBLE PINNIE

- 100% Extreme Mesh Cationic Polyester 70 Deniertricot Mesh With Moisture Management
- Racerback Reversible Tank With Wide Body
- Deep Armholes And Narrow Shoulder Strap For athletic Fit With Scoop Neck

COLOR	S/M	L/XL	XXS/XS
 BK/WH	803	1,169	34
 BO/WH	459	298	405
 CC/WH	7	21	243
 FS/WH	592		152
 GD/WH	1	21	58
 HC/WH	504		32
 HP/WH		90	
 KG/WH	1		20
 LM/WH	255	4	21
 ML/WH	363	19	4
 NY/WH		185	556
 PU/WH	284	108	98
 RD/WH			148
 RY/WH	5	847	48
 SB/WH	963	867	
 SY/GR	49	271	60

