













895900 WOMEN'S CHALLENGEREV. WOMEN'S TANK

- May be branded Alleson Athletic on the inside - all other aspects of the product will remain the same
- Reverse side 100% dazzle with side mesh panels
- Each layer individually hemmed for easy screening
- 100% polyester moisture management/antimicrobial performance fabric
- Double-needle hem

COLOR	XS	S	M	L	XL	2XL
 BK/WH	8	9	1	18	16	15
 BO/WH	26	56	52	32	15	
 FSWH	19	46	42		17	1
 GD/WH	8	39	1	8	37	7
 KG/WH	24	98	53		25	5
 MA/WH	33	25	4	2	21	30
 NY/WH	34	150	106	28		39
 PU/WH	16	2	43	83	34	2
 RD/WH	76	177	90	111	47	8
 RY/WH	71	159	213	108		25