











# # 605WL2 MEN'S ADULTTWCOLORBASEBALLPANT

- 100% Double Knit 12.0 Oz. Polyester
- 100% Extreme Pin Dot Mesh Cationic Colorfast Polyester With Moisture Management Fibers
- Solid Body Double Knit Polyester Pant Withcontrst Color Extreme Pin Dot Mesh Inserts Andback Belt Loop
- Two Contrasting Color Inserts On Sides Of Pant
- Contrast Color Extreme Pin Dot Mesh Back Belt Loop
- Contrasting Color Extreme Pin Dot Mesh Fabric For Appearance And Performance

COLOR	S	M	L	XL	2XL	3XL
 GY/BK	203	301	414	211	36	31
 GY/NY		43	129	31	20	40
 GY/RD		8	21	80	26	34
 GY/RD			4	28	42	32
 WH/BK	184		261	76	71	38
 WH/NY	236	204	156		53	38
 WH/RD	70	335	411	158	43	38
 WH/RD	132	92	48		28	42