


















#LP001W WOMEN'S WOMENSLACROSSE REVERSIBLE PINNIE

- 100% Extreme Mesh Cationic Polyester 70 Deniertricot Mesh With Moisture Management
- Racerback Reversible Tank With Wide Body
- Deep Armholes And Narrow Shoulder Strap For athletic Fit With Scoop Neck

COLOR	S/M	L/XL	XXS/XS
 BO/WH		85	65
 CB/WH	7	1	7
 CC/WH		14	89
 FSWH	51		147
 GD/WH		43	40
 HC/WH	79	52	6
 HP/WH		332	84
 KG/WH	97	15	28
 LM/WH	21		206
 ML/WH		72	37
 NY/WH			254
 PU/WH		52	21
 RD/WH	27		386
 RY/WH	231	402	489
 SY/GR	34	20	10