










R1LFJW WOMEN'S WOMENSLOOSEFITTRACKTANK

- 100% Extreme Plaited Knit Cationic Colorfast Polyester With Moisture Management Fibers
- Single ply tank body
- Two Color Tank With Contrast Color Self-Material inserts On Shoulders
- Curved Across Back Of Shoulders

COLOR	XS	S	M	L	XL	2XL
 BK/WH	56	57	87	111	59	19
 FS/WH	80	162	184	107	35	67
 ML/WH	81	9	24	30	71	61
 NY/WH	139	90	262	214		28
 PU/WH		181	330	169	49	77
 RD/WH	35	121	132	149	45	45
 RY/WH	178	48	41	58	6	45