















# # 552JW WOMEN'S WOMENSSHORTSLEEVEFASTPITCH JERSEY

- 100% Extreme Plaited Knit Cationic Colorfast Polyester With Moisture Management Fibers
- Solid Color Extreme Plaited Knit Body Withcontrast Color Inserts
- Extreme Pin Dot Mesh
- Contrast Color Side Insertson Both Front And Back

COLOR	S	M	L	XL	2XL	3XL
 BK/WH	290	532	240	47	9	25
 CC/WH	258	276	79	75	1	22
 CR/WH	127	72	60	40	17	14
 FS/WH	124	199	88	32	24	30
 GD/WH	151	143	59	22	33	20
 GY/WH	106	18	38	20	18	14
 NY/WH	445	313	148	41	13	8
 PU/WH	132	118	9	12	57	45
 RD/WH	123	191	80	50	33	30
 RY/WH	150	114	57	44	51	31
 SB/WH	68	85	55	37	45	20
 WH/BK	253	249	188	89		16