











655 WPN MEN'S CRUSH PINSTRIPE PANT

- 100% DURA-Stretch 14 oz. double-knit polyester with 100% DURA-Light mesh vented back knee area
- Relaxed fit wide leg with open hemmed bottom
- Leg opening has a hook and loop closure mechanism for instant seam adjustment
- Double layer knee construction for enhanced sliding protection
- 2.5" Gripper elastic
- 5 pro-style belt loops waistband for secure uniform fit
- Zipper-fly-two snap closure
- Adult inseams: S (33"). M (34"). L (35"). XL (36"). 2XL (37"). 3XL (38")

| COLOR | S | M | L | XL | 2XL | 3XL |
|--|-----|-----|-----|-----|-----|-----|
|  GY/BK | 561 | 528 | 414 | 139 | 63 | 15 |
|  GY/NY | 643 | 617 | 359 | 198 | 94 | 13 |
|  GY/RD | 623 | 678 | 502 | 219 | 87 | 11 |
|  GY/RV | 475 | 471 | 341 | 131 | 37 | 24 |
|  WH/BK | 378 | 234 | 244 | 192 | 74 | 36 |
|  WH/NY | 472 | 399 | 378 | 144 | 44 | 12 |
|  WH/RD | 597 | 599 | 471 | 145 | 75 | 25 |
|  WH/RV | 235 | 39 | 67 | 20 | 25 | 17 |