



Organizations that have achieved  
The Gold Seal of Approval® from  
The Joint Commission®



# Quality Report





# Mid Coast Hospital

HCO ID: 5038  
123 Medical Center Drive  
Brunswick, ME, 04011  
(207) 373-6000  
[www.midcoasthealth.com](http://www.midcoasthealth.com)

## Summary of Quality Information

### Accreditation Programs

#### [View Accreditation History](#)



| <a href="#">Hospital</a> | Accreditation Decision     | Effective Date | Last Full Survey Date | Last On-Site Survey Date |
|--------------------------|----------------------------|----------------|-----------------------|--------------------------|
|                          | <a href="#">Accredited</a> | 9/28/2019      | 9/27/2019             | 9/27/2019                |

### Advanced Certification Programs

#### [View Certification History](#)



#### [Primary Stroke Center](#)

#### Certification Decision

[Certification](#)

#### Effective Date

7/8/2021

#### Last Full Survey Date

7/7/2021

#### Last On-Site Survey Date

7/7/2021

### Sites

#### 66 Baribeau Drive

66 Baribeau Drive  
Brunswick, ME, 04011

#### Available Services

- Behavioral Health (Day Programs - Adult )
- Behavioral Health (Non 24 Hour Care - Adult )
- Behavioral Health (Partial Hospitalization - Adult )
- Chemical Dependency (Day Programs - Adult )
- Chemical Dependency (Non 24 Hour Care - Adult )

- Chemical Dependency (Partial Hospitalization - Adult )
- Chemical Dependency (Non-detox - Adult )

### **Bath Mid Coast Medical Group**

108 Centre Street  
Bath, ME, 04530

#### **Available Services**

- Outpatient Clinics (Outpatient )
- Perform Invasive Procedure (Outpatient )

### **Damariscotta Site**

20 Bristol Road  
Damariscotta, ME, 04543

#### **Available Services**

- Behavioral Health (Non 24 Hour Care - Adult )
- Chemical Dependency (Day Programs - Adult )
- Chemical Dependency (Non 24 Hour Care - Adult )
- Chemical Dependency (Partial Hospitalization - Adult )
- Chemical Dependency (Non-detox - Adult )

### **MCMG Ophthalmology-Bath**

130 Center Street  
Bath, ME, 04530

#### **Available Services**

- Perform Invasive Procedure (Outpatient )
- Single Specialty Practitioner (Outpatient )

### **MCMG Ophthalmology-Brunswick**

8 Mason Street  
Brunswick, ME, 04011

#### **Available Services**

- Perform Invasive Procedure (Outpatient )
- Single Specialty Practitioner (Outpatient )

### **Mid Coast Hospital**

123 Medical Center Drive  
Brunswick, ME, 04011

#### **Available Services**

- Behavioral Health (24-hour Acute Care/Crisis Stabilization - Adult )
- Cardiac Catheterization Lab (Surgical Services )
- Community Integration (Non 24 Hour Care )
- CT Scanner (Imaging/Diagnostic Services )
- Ear/Nose/Throat Surgery (Surgical Services )
- EEG/EKG/EMG Lab (Imaging/Diagnostic Services )
- Family Support (Non 24 Hour Care )
- Gastroenterology (Surgical Services )
- GI or Endoscopy Lab (Imaging/Diagnostic Services )
- Gynecological Surgery (Surgical Services )

- Gynecology (Inpatient )
- Hazardous Medication Compounding (Inpatient )
- Inpatient Unit (Inpatient )
- Interventional Radiology (Imaging/Diagnostic Services )
- Labor & Delivery (Inpatient )
- Magnetic Resonance Imaging (Imaging/Diagnostic Services )
- Medical /Surgical Unit (Inpatient )
- Medical ICU (Intensive Care Unit )
- Non-Sterile Medication Compounding (Inpatient )
- Normal Newborn Nursery (Inpatient )
- Nuclear Medicine (Imaging/Diagnostic Services )
- Ophthalmology (Surgical Services )
- Orthopedic Surgery (Surgical Services )
- Outpatient Clinics (Outpatient )
- Positron Emission Tomography (PET) (Imaging/Diagnostic Services )
- Sleep Laboratory (Sleep Laboratory )
- Sterile Medication Compounding (Inpatient )
- Ultrasound (Imaging/Diagnostic Services )
- Urology (Surgical Services )

### **Certification Programs**

- Primary Stroke Center

### **Mid Coast Hospital 81 Medical Center**

81 Medical Center Drive  
Brunswick, ME, 04011

#### **Available Services**

- Administration of High Risk Medications (Outpatient )
- High Risk Sterile Medication Compounding (Outpatient )
- Outpatient Clinics (Outpatient )
- Perform Invasive Procedure (Outpatient )

### **Mid Coast Hospital Rehabilitation**

329 Bath Road  
Brunswick, ME, 04011

#### **Available Services**

- Outpatient Clinics (Outpatient )

### **Mid Coast Medical Group Orthopedics**

430 Bath Road  
Brunswick, ME, 04011

#### **Available Services**

- Outpatient Clinics (Outpatient )
- Perform Invasive Procedure (Outpatient )

### **Mid Coast Primary Care and Walk-In Clinic**

Brunswick Station, 22 Station Avenue  
Brunswick, ME, 04011

#### **Available Services**

- Outpatient Clinics (Outpatient )
- Perform Invasive Procedure (Outpatient )

### **Mid Coast Therapy Center @ Maine Pines Racquet & Fitness**

120 Harpswell Road  
Brunswick, ME, 04011

#### **Available Services**

- Outpatient Clinics (Outpatient )

### **Mid Coast Therapy Center-The Highlands**

Cadigan Lodge, 30 Governor's Way  
Topsham, ME, 04086

#### **Available Services**

- Outpatient Clinics (Outpatient )

### **Parkview Medical Center Campus**

329 Maine Street  
Brunswick, ME, 04011

#### **Available Services**

- Administration of Blood Product (Outpatient )
- Administration of High Risk Medications (Outpatient )
- Hazardous Medication Compounding (Outpatient )
- High Risk Sterile Medication Compounding (Outpatient )
- Outpatient Clinics (Outpatient )
- Perform Invasive Procedure (Outpatient )

### **Topsham Mid Coast Medical Group**

One Wellness Way  
Topsham, ME, 04086

#### **Available Services**

- Outpatient Clinics (Outpatient )
- Perform Invasive Procedure (Outpatient )

## **Special Quality Awards**

*Due to our commitment to accurate data reporting, The Joint Commission is suspending the practice of updating Special Quality Awards until further notice*

- **2015** ACS National Surgical Quality Improvement Program
- **2014** Magnet Award



## Symbol Key

- This organization achieved the best possible results
- This organization's performance is above the target range/value
- This organization's performance is similar to the target range/value
- This organization's performance is below the target range/value
- This measure is not applicable for this organization
- Not displayed

## Measures Footnote Key

1. The measure or measure set was not reported.
2. The measure set does not have an overall result.
3. The number is not enough for comparison purposes.
4. The measure meets the Privacy Disclosure Threshold rule.
5. The organization scored above 90% but was below most other organizations.
6. The measure results are not statistically valid.
7. The measure results are based on a sample of patients.
8. The number of months with measure data is below the reporting requirement.
9. The measure results are temporarily suppressed pending resubmission of updated data.
10. Test Measure: a measure being evaluated for reliability of the individual data elements or awaiting National Quality Forum Endorsement.
11. There were no eligible patients that met the denominator criteria.

The Joint Commission only reports measures endorsed by the [National Quality Forum](#).

\* This information can also be viewed at [Hospital Compare](#).

\*\* Indicates per 1000 hours of patient care.

\*\*\* The measure was not in effect for this quarter.

---- Null value or data not displayed.

| Hospital  | <a href="#">2019 National Patient Safety Goals</a> | Nationwide Comparison:  | Statewide Comparison:    |
|---|--|-------------------------|--------------------------|
| Reporting Period: January 2019 - December 2019      |  |                         |                          |
| <a href="#">National Quality Improvement Goals:</a> |  |                         |                          |
| <a href="#">Emergency Department</a>                |  | National Comparison:  2 | Statewide Comparison:  2 |
| <a href="#">Immunization</a>                        |  | National Comparison:  2 | Statewide Comparison:  2 |
| <a href="#">Perinatal Care</a>                      |  | National Comparison:  2 | Statewide Comparison:  2 |

## [New Changes to Quarterly Measure](#)

[Download Quarterly Measure Results](#)

The Joint Commission only reports measures endorsed by the [National Quality Forum](#).

\* State results are not calculated for the National Patient Safety Goals.

## National Quality Improvement Goals:

# Mid Coast Hospital

HCO ID: 5038  
 123 Medical Center Drive  
 Brunswick , ME, 04011

|  |            |           |
|--|------------|-----------|
| Measure Area   | Nationwide | Statewide |
| Perinatal Care Compared to Other Joint Commission Accredited Organizations | 2          | 2         |
| <a href="#">Read More</a>  |            |           |

| Measure   | Hospital Results           | Nationwide Top 10% Scored at Least | Average Rate            | Statewide Top 10% Scored at Least | Average Rate |              |       |
|---|----------------------------|------------------------------------|-------------------------|-----------------------------------|--------------|--------------|-------|
| Elective Delivery<br><a href="#">Read More</a><br><a href="#">See Quarterly Results</a> | 0% of 41 Eligible Patients | Nationwide Statewide               | Top 10% Scored at Least | 0%                                | 2%           | Average Rate | 0% 0% |

### Quarterly Measure Results

|                             |      |                    |
|-----------------------------|------|--------------------|
| Number of Eligible Patients | Rate | Nationwide Average |
| <b>Jan - Mar 2019</b>       | 4    | 4                  |
|                             | 4    | 2%                 |
| <b>Apr - Jun 2019</b>       | 41   | 0%                 |
|                             | 41   | 2%                 |
| <b>Jul - Sep 2019</b>       | 41   | 0%                 |
|                             | 41   | 2%                 |
| <b>Oct - Dec 2019</b>       | 41   | 0%                 |
|                             | 41   | 2%                 |

| Measure  | Hospital Results   | Nationwide Top 10% Scored at Least | Average Rate            | Statewide Top 10% Scored at Least | Average Rate |              |         |
|--|--|------------------------------------|-------------------------|-----------------------------------|--------------|--------------|---------|
| Cesarean Birth<br><a href="#">Read More</a><br><a href="#">See Quarterly Results</a> | <br>0% of Eligible Patients | Nationwide Statewide               | Top 10% Scored at Least | 12%                               | 25%          | Average Rate | 14% 25% |

## Quarterly Measure Results

Number of Eligible Patients

Rate

Nationwide Average

**Jan - Mar 2019**

1

1

25%

**Apr - Jun 2019**

1

1

25%

**Jul - Sep 2019**

1

1


25%

**Oct - Dec 2019**

1

1

25%

| Measure   | Hospital Results  | Nationwide Top 10% Scored at Least | Average Rate            | Statewide Top 10% Scored at Least | Average Rate |              |         |
|---|---|------------------------------------|-------------------------|-----------------------------------|--------------|--------------|---------|
| Exclusive Breast Milk Feeding<br><a href="#">Read More</a><br><a href="#">See Quarterly Results</a> | <br>69% of 487 Eligible Patients | Nationwide Statewide               | Top 10% Scored at Least | 73%                               | 51%          | Average Rate | 76% 65% |



## Quarterly Measure Results

Number of Eligible Patients

Rate

Nationwide Average

**Jan - Mar 2019**

487

76%

51%

**Apr - Jun 2019**

487

71%

52%

**Jul - Sep 2019**

487

61%


51%

**Oct - Dec 2019**

487

70%

50%

| Measure  | Hospital Results  | Nationwide Top 10% Scored at Least | Average Rate            | Statewide Top 10% Scored at Least | Average Rate |              |               |
|--|---|------------------------------------|-------------------------|-----------------------------------|--------------|--------------|---------------|
| Antenatal Steroids<br><a href="#">Read More</a><br>(No Quarterly Result are available) |  3<br>---- | Nationwide<br>Statewide            | Top 10% Scored at Least | 100%                              | 98%          | Average Rate | ____ 3 ____ 3 |

## Quarterly Measure Results

Number of Eligible Patients

Rate

Nationwide Average

**Jan - Mar 2019**

1

1

98%

**Apr - Jun 2019**

1

1

99%

**Jul - Sep 2019**

1

1

99%

**Oct - Dec 2019**

1

1

98%

| Measure  | Hospital Results   | Nationwide Top 10% Scored at Least | Average Rate            | Statewide Top 10% Scored at Least | Average Rate | Average Rate |         |
|--|--|------------------------------------|-------------------------|-----------------------------------|--------------|--------------|---------|
| Unexpected Complications in Term Newborns per 1000 livebirths - Overall Rate<br><a href="#">Read More</a><br><a href="#">See Quarterly Results</a> |  10<br>92% of 467 Eligible Patients | Nationwide Statewide               | Top 10% Scored at Least | 17%                               | 32%          | Average Rate | 21% 41% |

## Quarterly Measure Results

Number of Eligible Patients

Rate

Nationwide Average

**Jan - Mar 2019**

467

95%

32%

**Apr - Jun 2019**

467

100%

31%

**Jul - Sep 2019**

467

62%

32%

**Oct - Dec 2019**

467

115%

32%

| Measure   | Hospital Results   | Nationwide Top 10% Scored at Least | Average Rate            | Statewide Top 10% Scored at Least | Average Rate | Average Rate | 10% | 19% |
|---|--|------------------------------------|-------------------------|-----------------------------------|--------------|--------------|-----|-----|
| Unexpected Complications in Term Newborns per 1000 livebirths - Severe Rate<br><a href="#">Read More</a><br><a href="#">See Quarterly Results</a> |  10<br>62% of 467 Eligible Patients | Nationwide Statewide               | Top 10% Scored at Least | 6%                                | 13%          | Average Rate | 10% | 19% |

## Quarterly Measure Results

Number of Eligible Patients

Rate

Nationwide Average

**Jan - Mar 2019**

467

74%

14%

**Apr - Jun 2019**

467

62%

13%

**Jul - Sep 2019**

467

47%

14%

**Oct - Dec 2019**

467

71%

13%

| Measure   | Hospital Results             | Nationwide Top 10% Scored at Least | Average Rate            | Statewide Top 10% Scored at Least | Average Rate | Average Rate |        |
|---|------------------------------|------------------------------------|-------------------------|-----------------------------------|--------------|--------------|--------|
| Unexpected Complications in Term Newborns per 1000 livebirths - Moderate Rate<br><a href="#">Read More</a><br><a href="#">See Quarterly Results</a> | 30% of 467 Eligible Patients | Nationwide Statewide               | Top 10% Scored at Least | 3%                                | 18%          | Average Rate | 9% 23% |

## Quarterly Measure Results

Number of Eligible Patients

Rate

Nationwide Average

**Jan - Mar 2019**

467

21%

18%

**Apr - Jun 2019**

467

38%

18%

**Jul - Sep 2019**

467

16%

19%

**Oct - Dec 2019**

467

44%

19%

Measure Area

Nationwide Statewide

Emergency Department Compared to Other Joint Commission  
[Read More](#) Accredited Organizations

ND 2

ND 2

| Measure  | Hospital Results                                | Nationwide Top 10% Scored at Most | Weighted Median         | Statewide Top 10% Scored at Most | Weighted Median | Average Rate |        |
|--|---|-----------------------------------|-------------------------|----------------------------------|-----------------|--------------|--------|
| Admit Decision Time to ED Departure Time for Admitted Patients<br><a href="#">Read More</a><br><a href="#">See Quarterly Results</a> | ND 2<br>166.00 minutes<br>384 eligible Patients | Nationwide Statewide              | Top 10% Scored at Least | 55.00                            | 133.00          | 72.47        | 125.03 |

## Quarterly Measure Results

Number of Eligible Patients  
 Weighted Median Minutes  
 Nationwide Weighted Median Minutes

### Jan - Mar 2019

\_\_\_\_ 1  
 \_\_\_\_ 1  
 149.03

### Apr - Jun 2019

\_\_\_\_ 1  
 \_\_\_\_ 1  
 129.15

### Jul - Sep 2019


384  
 174.00  
 123.92

### Oct - Dec 2019

384  
 159.00  
 129.12

Measure Area Nationwide Statewide

Immunization Compared to Other Joint Commission N/D 2 N/D 2  
[Read More](#) Accredited Organizations

| Measure  | Hospital Results  | Nationwide Top 10% Scored at Least | Average Rate            | Statewide Top 10% Scored at Least | Average Rate |   |
|--|---|------------------------------------|-------------------------|-----------------------------------|--------------|---|
| Influenza Immunization<br><a href="#">Read More</a><br><a href="#">See Quarterly Results</a> |  100% of 427 Eligible Patients | Nationwide Statewide               | Top 10% Scored at Least | 99%                               | 92%          | Average Rate <span style="float: right;">____ 3 ____ 3</span> |



## Quarterly Measure Results

Number of Eligible Patients

Rate

Nationwide Average

**Jan - Mar 2019**

427

100%

93%

**Apr - Jun 2019**

1

1

1

**Jul - Sep 2019**

1

1

1

**Oct - Dec 2019**

427

100%

91%