



# Quality Report



# Neuro Institute of Austin, L.P.



DBA: Texas NeuroRehab Center  
HCO ID: 517057  
1106 West Dittmar Road  
Austin, TX, 78745  
(512) 444-4835  
[www.texasneuorehab.com](http://www.texasneuorehab.com)

## Summary of Quality Information

### Accreditation Programs

#### [View Accreditation History](#)



#### [Behavioral Health Care](#)

**Accreditation Decision**  
[Accredited](#)

**Effective Date**  
10/22/2014

**Last Full Survey Date**  
8/17/2017

**Last On-Site Survey Date**  
8/17/2017



#### [Hospital](#)

**Accreditation Decision**  
[Accredited](#)

**Effective Date**  
10/24/2014

**Last Full Survey Date**  
8/18/2017

**Last On-Site Survey Date**  
8/18/2017

### Sites

#### Neuro Institute of Austin

DBA: Texas Star Recovery  
1106 W. Dittmar Road  
Austin, TX, 78745

#### Available Services

- Addiction Care
- Addiction Care (Non-detox - Adult )
- Behavioral Health
- Behavioral Health (24-hour Acute Care/Crisis Stabilization - Adult )
- Behavioral Health (Residential Care - Adult )
- Chemical Dependency (Day Programs - Adult )
- Chemical Dependency (24-hour Acute Care/Crisis Stabilization - Adult )
- Chemical Dependency (Partial - Adult )
- Chemical Dependency (Non-detox - Adult )
- Chemical Dependency (Detox/Non-detox - Adult )

#### Neuro Institute of Austin, L.P.







DBA: Texas NeuroRehab Center  
1106 W. Dittmar Road  
Austin, TX, 78745

#### Available Services

- Behavioral Health
- Behavioral Health
- Behavioral Health (Day Programs - Adult )
- Behavioral Health (Day Programs - Child/Youth )
- Behavioral Health (24-hour Acute Care/Crisis Stabilization - Child/Youth )
- Behavioral Health (Residential Care - Adult )
- Behavioral Health (Residential Care - Child/Youth )
- Behavioral Health (Partial - Adult )
- Behavioral Health (Partial - Child/Youth )

## National Patient Safety Goals and National Quality Improvement Goals

### Symbol Key

-  This organization achieved the best possible results
-  This organization's performance is above the target range/value
-  This organization's performance is similar to the target range/value
-  This organization's performance is below the target range/value
-  This measure is not applicable for this organization
-  Not displayed

### Measures Footnote Key

1. The measure or measure set was not reported.
2. The measure set does not have an overall result.
3. The number is not enough for comparison purposes.
4. The measure meets the Privacy Disclosure Threshold rule.
5. The organization scored above 90% but was below most other organizations.
6. The measure results are not statistically valid.
7. The measure results are based on a sample of patients.
8. The number of months with measure data is below the reporting requirement.
9. The measure results are temporarily suppressed pending resubmission of updated data.
10. Test Measure: a measure being evaluated for reliability of the individual data elements or awaiting National Quality Forum Endorsement.
11. There were no eligible patients that met the denominator criteria.

The Joint Commission only reports measures endorsed by the [National Quality Forum](#).

\* This information can also be viewed at [Hospital Compare](#).

\*\* Indicates per 1000 hours of patient care.

\*\*\* The measure was not in effect for this quarter.

---- Null value or data not displayed.

<b>Hospital</b>	<a href="#">2014 National Patient Safety Goals</a>	Nationwide Comparison:	Statewide Comparison:
<b>Behavioral Health Care</b>	<a href="#">2014 National Patient Safety Goals</a>	Nationwide Comparison:	Statewide Comparison:
Reporting Period: January 2016 - December 2016			
<a href="#">National Quality Improvement Goals:</a>			
	<a href="#">Hospital-Based Inpatient Psychiatric Services</a>	National Comparison:  2	Statewide Comparison:  2

### [New Changes to Quarterly Measure](#)

#### [Download Quarterly Measure Results](#)

The Joint Commission only reports measures endorsed by the [National Quality Forum](#).

\* State results are not calculated for the National Patient Safety Goals.

### National Quality Improvement Goals:

## Neuro Institute of Austin, L.P.

HCO ID: 517057  
1106 West Dittmar Road  
Austin , TX, 78745

Measure Area	Nationwide	Statewide
Hospital-Based Inpatient Psychiatric Services Compared to Other Joint Commission Accredited Organizations	2	2
<a href="#">Read More</a>		

Measure	Hospital Results	Nationwide	Average	Statewide	Average		
		Top 10% Scored at Least	Rate	Top 10% Scored at Least	Rate		
Assessment of violence risk, substance use disorder, trauma and patient strengths completed - Overall Rate	 97% of 340 Eligible Patients	Nationwide Statewide	Top 10% Scored at Least	100%	94%	Average Rate	100% 97%
<a href="#">Read More</a>							
<a href="#">See Quarterly Results</a>							

## Quarterly Measure Results

Number of Eligible Patients

Rate

Nationwide Average

**Jan - Mar 2016**

340

94%

94%

**Apr - Jun 2016**

340

96%

94%

**Jul - Sep 2016**

340

97%

94%

**Oct - Dec 2016**

340

100%

94%

Measure	Hospital Results	Nationwide Top 10% Scored at Least	Average Rate	Statewide Top 10% Scored at Least	Average Rate	Average Rate	
Assessment of violence risk, substance use disorder, trauma and patient strengths completed - Adult (18-64 years) <a href="#">Read More</a> <a href="#">See Quarterly Results</a>	 98% of 244 Eligible Patients	Nationwide Statewide	Top 10% Scored at Least	100%	94%	Average Rate	100% 97%

## Quarterly Measure Results

Number of Eligible Patients

Rate

Nationwide Average

**Jan - Mar 2016**

244

96%

93%

**Apr - Jun 2016**

244

97%

94%

**Jul - Sep 2016**

244

98%

94%

**Oct - Dec 2016**

244

100%

94%

Measure	Hospital Results	Nationwide Top 10% Scored at Least	Average Rate	Statewide Top 10% Scored at Least	Average Rate		
Assessment of violence risk, substance use disorder, trauma and patient strengths completed - Older Adult (>= 65 years) <a href="#">Read More</a> <a href="#">See Quarterly Results</a>	 94% of 96 Eligible Patients	Nationwide Statewide	Top 10% Scored at Least	100%	92%	Average Rate	100% 96%

## Quarterly Measure Results

Number of Eligible Patients

Rate

Nationwide Average

**Jan - Mar 2016**

96

88%

92%

**Apr - Jun 2016**

96

93%

92%

**Jul - Sep 2016**

96

93%


93%

**Oct - Dec 2016**

96

100%

93%

Measure	Hospital Results	Nationwide Top 10% Scored at Least	Average Rate	Statewide Top 10% Scored at Least	Average Rate		
Multiple Antipsychotic Medications at Discharge with Appropriate Justification Overall Rate	 3 40% of 5 Eligible Patients	Nationwide Statewide	Top 10% Scored at Least	100%	61%	Average Rate	100% 66%
<a href="#">Read More</a> <a href="#">See Quarterly Results</a>							

## Quarterly Measure Results

Number of Eligible Patients

Rate

Nationwide Average

**Jan - Mar 2016**

5

67%

62%

**Apr - Jun 2016**

4

4

60%

**Jul - Sep 2016**

4

4


61%

**Oct - Dec 2016**

1

1

61%

Measure	Hospital Results	Nationwide	Average	Statewide	Average		
		Top 10% Scored at Least	Rate	Top 10% Scored at Least	Rate	Rate	
Multiple Antipsychotic Medications at Discharge with Appropriate Justification Adults Age 18 - 64 <a href="#">Read More</a> <a href="#">See Quarterly Results</a>	 3 50% of 4 Eligible Patients	Nationwide Statewide	Top 10% Scored at Least	100%	62%	Average Rate	100% 70%



## Quarterly Measure Results

Number of Eligible Patients

Rate

Nationwide Average

**Jan - Mar 2016**

4

67%

62%

**Apr - Jun 2016**

1

1

62%

**Jul - Sep 2016**

4

4

62%

**Oct - Dec 2016**

1

1

62%

Measure	Hospital Results	Nationwide Top 10% Scored at Least	Average Rate	Statewide Top 10% Scored at Least	Average Rate	Average Rate	
Multiple Antipsychotic Medications at Discharge with Appropriate Justification Older Adults Age 65 and Older <a href="#">Read More</a> (No Quarterly Result are available)	ND ----	Nationwide Statewide	Top 10% Scored at Least	100%	56%	Average Rate	100% 53%

## Quarterly Measure Results

Number of Eligible Patients

Rate

Nationwide Average

**Jan - Mar 2016**

1

1

1

**Apr - Jun 2016**

1

1

1

**Jul - Sep 2016**

1

1

1

**Oct - Dec 2016**

1

1

1

Measure	Hospital Results	Nationwide Top 10% Scored at Least	Average Rate	Statewide Top 10% Scored at Least	Average Rate		
Hours of Physical Restraint Use per 1000 Patient Hours - Overall Rate	 0.0 (1 Total Hours in Restraints)	Nationwide	Top 10% Scored at Least	N/A	0.5	Average Rate	N/A 0.2
<a href="#">Read More</a> <a href="#">See Quarterly Results</a>							

## Quarterly Measure Results

Total Patient Hours/1000  
 Total Patient Hours in Restraint  
 Rate of Restraint Use\*\*  
 Nationwide Rate\*\*

### Jan - Mar 2016

36.41

0

0

0.46

### Apr - Jun 2016

42.22

0

0

0.51

### Jul - Sep 2016

43.70

0.45

0.01

0.53

### Oct - Dec 2016

43.44

0.05

0.00

0.48

Measure	Hospital Results	Nationwide Top 10% Scored at Least	Average Rate	Statewide Top 10% Scored at Least	Average Rate		
Hours of Physical Restraint Use Adults Age 18 - 64 <a href="#">Read More</a> <a href="#">See Quarterly Results</a>	⊕ 0.0 (1 Total Hours in Restraints)	Nationwide Statewide	Top 10% Scored at Least	N/A	0.53	Average Rate	N/A 0.22

## Quarterly Measure Results

Total Patient Hours/1000  
 Total Patient Hours in Restraint  
 Rate of Restraint Use\*\*  
 Nationwide Rate\*\*

### Jan - Mar 2016

30.50  
 0  
 0  
 0.49

### Apr - Jun 2016


35.06  
 0  
 0  
 0.53

### Jul - Sep 2016

35.09  
 0.45  
 0.01  
 0.58

### Oct - Dec 2016

36.98  
 0.05  
 0.00  
 0.53

Measure	Hospital Results	Nationwide Top 10% Scored at Least	Average Rate	Statewide Top 10% Scored at Least	Average Rate		
Hours of Physical Restraint Use Older Adults Age 65 and Older <a href="#">Read More</a> <a href="#">See Quarterly Results</a>	 0.0 (0 Total Hours in Restraints)	Nationwide Statewide	Top 10% Scored at Least	N/A	0.39	Average Rate	N/A 0.03

## Quarterly Measure Results

Total Patient Hours/1000  
 Total Patient Hours in Restraint  
 Rate of Restraint Use\*\*  
 Nationwide Rate\*\*

### Jan - Mar 2016

5.90  
 0  
 0  
 0.51

### Apr - Jun 2016

7.15  
 0  
 0  
 0.41

### Jul - Sep 2016

8.62  
 0  
 0  
 0.30

### Oct - Dec 2016

6.46  
 0  
 0  
 0.37

Measure	Hospital Results	Nationwide Top 10% Scored at Least	Average Rate	Statewide Top 10% Scored at Least	Average Rate		
Hours of Seclusion Use per 1000 Patient Hours - Overall Rate <a href="#">Read More</a> <a href="#">See Quarterly Results</a>	 0.01 (2 Total Hours in Seclusion)	Nationwide Statewide	Top 10% Scored at Least	N/A	0.36	Average Rate	N/A 0.07

## Quarterly Measure Results

Total Patient Hours/1000  
 Total Patient Hours in Seclusion  
 Rate of Seclusion Use\*\*  
 Nationwide Rate\*\*

### Jan - Mar 2016

36.41

0

0

0.36

### Apr - Jun 2016

42.22

0

0

0.35

### Jul - Sep 2016

43.70

1.70

0.04

0.35

### Oct - Dec 2016

43.44

0

0

0.39

Measure	Hospital Results	Nationwide Top 10% Scored at Least	Average Rate	Statewide Top 10% Scored at Least	Average Rate		
Hours of Seclusion Use Adults Age 18 - 64 <a href="#">Read More</a> <a href="#">See Quarterly Results</a>	⊕ 0.01 (2 Total Hours in Seclusion)	Nationwide Statewide	Top 10% Scored at Least	N/A	0.41	Average Rate	N/A 0.06

## Quarterly Measure Results

Total Patient Hours/1000  
 Total Patient Hours in Seclusion  
 Rate of Seclusion Use\*\*  
 Nationwide Rate\*\*

### Jan - Mar 2016

30.50  
 0  
 0  
 0.41

### Apr - Jun 2016

35.06  
 0  
 0  
 0.40

### Jul - Sep 2016

35.09  
 1.70  
 0.05  
 0.40

### Oct - Dec 2016

36.98  
 0  
 0  
 0.45

Measure	Hospital Results	Nationwide Top 10% Scored at Least	Average Rate	Statewide Top 10% Scored at Least	Average Rate		
Hours of Seclusion Use Older Adults Age 65 and Older <a href="#">Read More</a> <a href="#">See Quarterly Results</a>	 0.0 (0 Total Hours in Seclusion)	Nationwide Statewide	Top 10% Scored at Least	N/A	0.07	Average Rate	N/A 0.03

## Quarterly Measure Results

Total Patient Hours/1000  
Total Patient Hours in Seclusion  
Rate of Seclusion Use\*\*  
Nationwide Rate\*\*

### Jan - Mar 2016

5.90

0

0

0.07

### Apr - Jun 2016

7.15

0

0

0.07

### Jul - Sep 2016

8.62

0

0

0.05

### Oct - Dec 2016

6.46

0

0

0.08