



[Skip to main content](#)

Organizations that have achieved
The Gold Seal of Approval® from
The Joint Commission®



Quality Report



Shore Health System, Inc





DBA: University of Maryland Shore Medical Center
HCO ID: 6276
219 S. Washington St
Easton, MD, 21601
(410) 822-1000
www.umshoreregional.org

Summary of Quality Information

Accreditation Programs

[View Accreditation History](#)

	Behavioral Health Care and Human Services	Accreditation Decision Accredited	Effective Date 2/17/2022	Last Full Survey Date 2/16/2022	Last On-Site Survey Date 2/16/2022
	Hospital	Accreditation Decision Accredited	Effective Date 7/22/2022	Last Full Survey Date 2/18/2022	Last On-Site Survey Date 7/21/2022

Sites

Shore Health System, Inc

DBA: Univ of Maryland Shore Medical Center at Easton
219 South Washington Street
Easton, MD, 21601-2491

Available Services

- Addiction Services
- Addiction Services (Non-detox - Adult)
- Behavioral Health (24-hour Acute Care/Crisis Stabilization - Adult)
- Cardiac Catheterization Lab (Surgical Services)
- Chemical Dependency (Day Programs - Adult)
- Chemical Dependency (Non 24 Hour Care - Adult)
- Chemical Dependency (Partial Hospitalization - Adult)
- Chemical Dependency (Non-detox - Adult)
- CT Scanner (Imaging/Diagnostic Services)
- Dialysis Unit (Inpatient)
- Ear/Nose/Throat Surgery (Surgical Services)
- EEG/EKG/EMG Lab (Imaging/Diagnostic Services)
- Family Support (Non 24 Hour Care)
- Gastroenterology (Surgical Services)
- GI or Endoscopy Lab (Imaging/Diagnostic Services)
- Gynecological Surgery (Surgical Services)
- Hazardous Medication Compounding (Inpatient)

- Inpatient Unit (Inpatient)
- Interventional Radiology (Imaging/Diagnostic Services)
- Labor & Delivery (Inpatient)
- Magnetic Resonance Imaging (Imaging/Diagnostic Services)
- Medical /Surgical Unit (Inpatient)
- Medical ICU (Intensive Care Unit)
- Neurosurgery (Surgical Services)
- Non-Sterile Medication Compounding (Inpatient)
- Normal Newborn Nursery (Inpatient)
- Nuclear Medicine (Imaging/Diagnostic Services)
- Ophthalmology (Surgical Services)
- Orthopedic Surgery (Surgical Services)
- Orthopedic/Spine Unit (Inpatient)
- Outpatient Clinics (Outpatient)
- Outpatient Crisis Stabilization
- Pediatric Unit (Inpatient)
- Peer Support (Non 24 Hour Care)
- Plastic Surgery (Surgical Services)
- Post Anesthesia Care Unit (PACU) (Inpatient)
- Rehabilitation Unit (Inpatient)
- Rehabilitation Unit (24-hour Acute Care/Crisis Stabilization)
- Sleep Laboratory (Sleep Laboratory)
- Sterile Medication Compounding (Inpatient)
- Surgical ICU (Intensive Care Unit)
- Teleradiology (Imaging/Diagnostic Services)
- Ultrasound (Imaging/Diagnostic Services)
- Urology (Surgical Services)
- Vascular Surgery (Surgical Services)

Shore Health System, Inc

DBA: University of Maryland Shore Regional Health Cancer Center
509 Idlewild Avenue
Easton, MD, 21601-2491

Available Services

- Administration of High Risk Medications (Outpatient)
- Outpatient Clinics (Outpatient)

Shore Health System, Inc.

DBA: University of Maryland Shore Medical Center at Cambridge
715 Cambridge Marketplace Blvd Suite 2200
Cambridge, MD, 21613

Available Services

- Administration of Blood Product (Outpatient)
- Administration of High Risk Medications (Outpatient)
- Anesthesia (Outpatient)
- Behavioral Health (Day Programs - Adult)
- Behavioral Health (Non 24 Hour Care - Adult)
- Behavioral Health (Partial Hospitalization - Adult)
- Family Support (Non 24 Hour Care)
- Outpatient Crisis Stabilization
- Peer Support (Non 24 Hour Care)
- Perform Invasive Procedure (Outpatient)

Shore Health System. Inc

DBA: Univ of Maryland Shore Emergency Center at Queenstown
115 Shoreway Dr.
Queenstown, MD, 21658

Available Services

- Administration of Blood Product (Outpatient)
- Administration of High Risk Medications (Outpatient)
- Anesthesia (Outpatient)
- Perform Invasive Procedure (Outpatient)

Cooperative Agreements

Hospital - Accredited by [American College of Surgeons-Commission on Cancer \(ACoS-COC\)](#)

National Patient Safety Goals and National Quality Improvement Goals

Symbol Key

- 🌟 This organization achieved the best possible results
- 🟢 This organization's performance is better than the target range/value
- ✅ This organization's performance is similar to the target range/value
- 🚫 This organization's performance is worse than the target range/value
- 🚫 This measure is not applicable for this organization
- 🚫 Not displayed

Measures Footnote Key

1. The measure or measure set was not reported.
2. The measure set does not have an overall result.
3. The number is not enough for comparison purposes.
4. The measure meets the Privacy Disclosure Threshold rule.
5. The organization scored above 90% but was below most other organizations.
6. The measure results are not statistically valid.
7. The measure results are based on a sample of patients.
8. The number of months with measure data is below the reporting requirement.
9. The measure results are temporarily suppressed pending resubmission of updated data.
10. Test Measure: a measure being evaluated for reliability of the individual data elements or awaiting National Quality Forum Endorsement.
11. There were no eligible patients that met the denominator criteria.

* This information can also be viewed at [Hospital Compare](#).

** Indicates per 1000 hours of patient care.

*** The measure was not in effect for this quarter.

---- Null value or data not displayed.

Hospital	2022 National Patient Safety Goals	Nationwide Comparison:	Statewide Comparison:
Behavioral Health Care and Human Services	2022 National Patient Safety Goals	Nationwide Comparison:	Statewide Comparison:
Reporting Period: April 2020 - March 2021			
National Quality Improvement Goals:			
	Perinatal Care	National Comparison: 2	Statewide Comparison: 2

[New Changes to Quarterly Measure](#)

[Download Quarterly Measure Results](#)

* State results are not calculated for the National Patient Safety Goals.

National Quality Improvement Goals:

Shore Health System, Inc

HCO ID: 6276
 219 S. Washington St
 Easton , MD, 21601

Measure Area	Nationwide	Statewide
Perinatal Care Compared to Other Joint Commission Accredited Organizations	2	2
Read More		

Measure	Hospital Results	Nationwide Top 10% Scored at Least	Average Rate	Statewide Top 10% Scored at Least	Average Rate	Average Rate	Average Rate
Elective Delivery Read More See Quarterly Results	 3% of 76 Eligible Patients	Nationwide Statewide	Top 10% Scored at Least	0%	2%	Average Rate	0% 1%

Quarterly Measure Results

Number of Eligible Patients

Rate

Nationwide Average

Apr - Jun 2020

76

0%

2%

Jul - Sep 2020

76

8%

2%

Oct - Dec 2020

76

0%

2%

Jan - Mar 2021

76

0%

3%

Measure	Hospital Results	Nationwide Top 10% Scored at Least	Average Rate	Statewide Top 10% Scored at Least	Average Rate		
Cesarean Birth Read More See Quarterly Results	⊕ 0% of Eligible Patients	Nationwide Statewide	Top 10% Scored at Least	16%	25%	Average Rate	19% 27%

Quarterly Measure Results

Number of Eligible Patients

Rate

Nationwide Average

Apr - Jun 2020

1

1

25%

Jul - Sep 2020

1

1

25%

Oct - Dec 2020

1

1


26%

Jan - Mar 2021

1

1

25%

Measure	Hospital Results	Nationwide Top 10% Scored at Least	Average Rate	Statewide Top 10% Scored at Least	Average Rate		
Exclusive Breast Milk Feeding Read More See Quarterly Results	 47% of 916 Eligible Patients	Nationwide Statewide	Top 10% Scored at Least	71%	50%	Average Rate	59% 46%

Quarterly Measure Results

Number of Eligible Patients
Rate

Nationwide Average

Apr - Jun 2020

916

50%

53%

Jul - Sep 2020

916

52%

50%

Oct - Dec 2020

916

44%

49%

Jan - Mar 2021

916

43%

49%

Measure	Hospital Results	Nationwide Top 10% Scored at Least	Average Rate	Statewide Top 10% Scored at Least	Average Rate		
Unexpected Complications in Term Newborns per 1000 livebirths - Severe Rate Read More See Quarterly Results	15% of 798 Eligible Patients	Nationwide Statewide	Top 10% Scored at Least	5%	13%	Average Rate	6% 13%

Quarterly Measure Results

Number of Eligible Patients

Rate

Nationwide Average

Apr - Jun 2020

798

14%

13%

Jul - Sep 2020

798

23%

13%

Oct - Dec 2020

798

10%

13%

Jan - Mar 2021

798

12%

13%