



Quality Report



Neuro Institute of Austin, L.P.



DBA: Texas NeuroRehab Center
HCO ID: 517057
1106 West Dittmar Road
Austin, TX, 78745
(512) 444-4835
www.texasneuorehab.com

Summary of Quality Information

Accreditation Programs

[View Accreditation History](#)

	Behavioral Health Care	Accreditation Decision Accredited	Effective Date 10/22/2014	Last Full Survey Date 10/21/2014	Last On-Site Survey Date 10/21/2014
	Hospital	Accreditation Decision Accredited	Effective Date 10/24/2014	Last Full Survey Date 10/23/2014	Last On-Site Survey Date 10/23/2014

Sites

Neuro Institute of Austin

DBA: Texas Star Recovery
1106 W. Dittmar Road
Austin, TX, 78745

Available Services

- Addiction Care
- Behavioral Health
- Behavioral Health (24-hour Acute Care/Crisis Stabilization - Adult)
- Behavioral Health (Residential Care - Adult)
- Chemical Dependency (Day Programs - Adult)
- Chemical Dependency (24-hour Acute Care/Crisis Stabilization - Adult)
- Chemical Dependency (Partial - Adult)

Neuro Institute of Austin, L.P.

DBA: Texas NeuroRehab Center
1106 W. Dittmar Road
Austin, TX, 78745







Available Services

- Behavioral Health
- Behavioral Health
- Behavioral Health (Day Programs - Adult)

- Behavioral Health (Day Programs - Child/Youth)
- Behavioral Health (24-hour Acute Care/Crisis Stabilization - Child/Youth)
- Behavioral Health (Residential Care - Adult)
- Behavioral Health (Residential Care - Child/Youth)
- Behavioral Health (Partial - Adult)
- Behavioral Health (Partial - Child/Youth)

National Patient Safety Goals and National Quality Improvement Goals

Symbol Key

-  This organization achieved the best possible results
-  This organization's performance is above the target range/value
-  This organization's performance is similar to the target range/value
-  This organization's performance is below the target range/value
-  This measure is not applicable for this organization
-  Not displayed

Measures Footnote Key

1. The measure or measure set was not reported.
2. The measure set does not have an overall result.
3. The number is not enough for comparison purposes.
4. The measure meets the Privacy Disclosure Threshold rule.
5. The organization scored above 90% but was below most other organizations.
6. The measure results are not statistically valid.
7. The measure results are based on a sample of patients.
8. The number of months with measure data is below the reporting requirement.
9. The measure results are temporarily suppressed pending resubmission of updated data.
10. Test Measure: a measure being evaluated for reliability of the individual data elements or awaiting National Quality Forum Endorsement.
11. There were no eligible patients that met the denominator criteria.

The Joint Commission only reports measures endorsed by the [National Quality Forum](#).

* This information can also be viewed at [Hospital Compare](#).

** Indicates per 1000 hours of patient care.

*** The measure was not in effect for this quarter.

---- Null value or data not displayed.

Hospital	2014 National Patient Safety Goals	Nationwide Comparison:	Statewide Comparison:
Behavioral Health Care	2014 National Patient Safety Goals	Nationwide Comparison:	Statewide Comparison:
<p>Reporting Period: October 2015 - September 2016</p> <p>National Quality Improvement Goals:</p> <p>Hospital-Based Inpatient Psychiatric Services</p>			
		National Comparison: 2	Statewide Comparison: 2

[New Changes to Quarterly Measure](#)

[Download Quarterly Measure Results](#)

The Joint Commission only reports measures endorsed by the [National Quality Forum](#).

* State results are not calculated for the National Patient Safety Goals.

National Quality Improvement Goals:

Neuro Institute of Austin, L.P.

HCO ID: 517057
 1106 West Dittmar Road
 Austin , TX, 78745

Measure Area	Nationwide	Statewide
Hospital-Based Inpatient Psychiatric Services Compared to Other Joint Commission Accredited Organizations	2	2
Read More		

Measure	Hospital Results	Nationwide	Average	Statewide	Average		
		Top 10% Scored at Least	Rate	Top 10% Scored at Least	Rate		
Assessment of violence risk, substance use disorder, trauma and patient strengths completed - Overall Rate	 97% of 328 Eligible Patients	Nationwide Statewide	Top 10% Scored at Least	100%	94%	Average Rate	100% 97%
Read More							
See Quarterly Results							

Quarterly Measure Results

Number of Eligible Patients

Rate

Nationwide Average

Oct - Dec 2015

328

100%

94%

Jan - Mar 2016

328

94%

94%

Apr - Jun 2016

328

96%

94%

Jul - Sep 2016

328

97%

94%

Measure	Hospital Results	Nationwide Top 10% Scored at Least	Average Rate	Statewide Top 10% Scored at Least	Average Rate	Average Rate	100%	97%
Assessment of violence risk, substance use disorder, trauma and patient strengths completed - Adult (18-64 years) Read More See Quarterly Results	 98% of 240 Eligible Patients	Nationwide Statewide	Top 10% Scored at Least	100%	94%	Average Rate	100%	97%

Quarterly Measure Results

Number of Eligible Patients

Rate

Nationwide Average

Oct - Dec 2015

240

100%

93%

Jan - Mar 2016

240

96%

93%

Apr - Jun 2016

240

97%


94%

Jul - Sep 2016

240

98%

94%

Measure	Hospital Results	Nationwide Top 10% Scored at Least	Average Rate	Statewide Top 10% Scored at Least	Average Rate		
Assessment of violence risk, substance use disorder, trauma and patient strengths completed - Older Adult (>= 65 years) Read More See Quarterly Results	 93% of 88 Eligible Patients	Nationwide Statewide	Top 10% Scored at Least	100%	92%	Average Rate	100% 96%

Quarterly Measure Results

Number of Eligible Patients

Rate

Nationwide Average

Oct - Dec 2015

88

100%

92%

Jan - Mar 2016

88

88%

92%

Apr - Jun 2016

88

93%


92%

Jul - Sep 2016

88

93%

93%

Measure	Hospital Results	Nationwide		Statewide		Average Rate	100%	66%
		Top 10% Scored at Least	Average Rate	Top 10% Scored at Least	Average Rate			
Multiple Antipsychotic Medications at Discharge with Appropriate Justification Overall Rate Read More See Quarterly Results	 3 43% of 7 Eligible Patients	Nationwide	Top 10% Scored at Least	100%	62%	Average Rate	100%	66%

Quarterly Measure Results

Number of Eligible Patients

Rate

Nationwide Average

Oct - Dec 2015

4

4

64%

Jan - Mar 2016

7

67%

62%

Apr - Jun 2016

4

4


60%

Jul - Sep 2016

4

4

61%

Measure	Hospital Results	Nationwide	Average	Statewide	Average		100%	69%
		Top 10% Scored at Least	Rate	Top 10% Scored at Least	Rate			
Multiple Antipsychotic Medications at Discharge with Appropriate Justification Adults Age 18 - 64 Read More See Quarterly Results	 3 50% of 6 Eligible Patients	Nationwide Statewide	Top 10% Scored at Least	100%	63%	Average Rate	100%	69%

Quarterly Measure Results

Number of Eligible Patients

Rate

Nationwide Average

Oct - Dec 2015

4

4

65%

Jan - Mar 2016

6

67%

62%

Apr - Jun 2016

1

1

62%

Jul - Sep 2016

4

4

62%

Measure	Hospital Results	Nationwide Top 10% Scored at Least	Average Rate	Statewide Top 10% Scored at Least	Average Rate	Average Rate	Average Rate
Multiple Antipsychotic Medications at Discharge with Appropriate Justification Older Adults Age 65 and Older Read More (No Quarterly Result are available)	ND ----	Nationwide Statewide	Top 10% Scored at Least	100%	56%	Average Rate	100% 55%

Quarterly Measure Results

Number of Eligible Patients

Rate

Nationwide Average

Oct - Dec 2015

____ 1

____ 1

____ 1

Jan - Mar 2016

____ 1

____ 1

____ 1

Apr - Jun 2016

____ 1

____ 1

____ 1

Jul - Sep 2016

____ 1

____ 1

____ 1

Measure	Hospital Results	Nationwide Top 10% Scored at Least	Average Rate	Statewide Top 10% Scored at Least	Average Rate		
Hours of Physical Restraint Use per 1000 Patient Hours - Overall Rate	 0 (0 Total Hours in Restraints)	Nationwide	Top 10% Scored at Least	N/A	0.49	Average Rate	N/A 0.21
Read More See Quarterly Results							

Quarterly Measure Results

Total Patient Hours/1000
 Total Patient Hours in Restraint
 Rate of Restraint Use**
 Nationwide Rate**

Oct - Dec 2015

41.1360
 0
 0
 0.4558

Jan - Mar 2016

36.4080
 0
 0
 0.4625

Apr - Jun 2016

42.2160
 0
 0
 0.5023

Jul - Sep 2016

43.7040
 0.4500
 0.0103
 0.5326

Measure	Hospital Results	Nationwide Top 10% Scored at Least	Average Rate	Statewide Top 10% Scored at Least	Average Rate		
Hours of Physical Restraint Use Adults Age 18 - 64 Read More See Quarterly Results	⊕ 0 (0 Total Hours in Restraints)	Nationwide Statewide	Top 10% Scored at Least	N/A	0.53	Average Rate	N/A 0.22

Quarterly Measure Results

Total Patient Hours/1000
 Total Patient Hours in Restraint
 Rate of Restraint Use**
 Nationwide Rate**

Oct - Dec 2015

35.5920
 0
 0
 0.5049

Jan - Mar 2016

30.5040
 0
 0
 0.4899

Apr - Jun 2016

35.0640
 0
 0
 0.5263

Jul - Sep 2016

35.0880
 0.4500
 0.0128
 0.5873

Measure	Hospital Results	Nationwide Top 10% Scored at Least	Average Rate	Statewide Top 10% Scored at Least	Average Rate		
Hours of Physical Restraint Use Older Adults Age 65 and Older Read More See Quarterly Results	 0 (0 Total Hours in Restraints)	Nationwide Statewide	Top 10% Scored at Least	N/A	0.38	Average Rate	N/A 0.03

Quarterly Measure Results

Total Patient Hours/1000
 Total Patient Hours in Restraint
 Rate of Restraint Use**
 Nationwide Rate**

Oct - Dec 2015

5.5440

0

0

0.3111

Jan - Mar 2016

5.9040

0

0

0.5067

Apr - Jun 2016

7.1520

0

0

0.4038

Jul - Sep 2016

8.6160

0

0

0.2995

Measure	Hospital Results	Nationwide Top 10% Scored at Least	Average Rate	Statewide Top 10% Scored at Least	Average Rate		
Hours of Seclusion Use per 1000 Patient Hours - Overall Rate Read More See Quarterly Results	 0.01 (2 Total Hours in Seclusion)	Nationwide Statewide	Top 10% Scored at Least	N/A	0.36	Average Rate	N/A 0.07

Quarterly Measure Results

Total Patient Hours/1000
 Total Patient Hours in Seclusion
 Rate of Seclusion Use**
 Nationwide Rate**

Oct - Dec 2015

41.1360
 0
 0
 0.3723

Jan - Mar 2016

36.4080
 0
 0
 0.3582

Apr - Jun 2016

42.2160
 0
 0
 0.3450

Jul - Sep 2016

43.7040
 1.7000
 0.0389
 0.3579

Measure	Hospital Results	Nationwide Top 10% Scored at Least	Average Rate	Statewide Top 10% Scored at Least	Average Rate		
Hours of Seclusion Use Adults Age 18 - 64 Read More See Quarterly Results	⊕ 0.01 (2 Total Hours in Seclusion)	Nationwide Statewide	Top 10% Scored at Least	N/A	0.41	Average Rate	N/A 0.06

Quarterly Measure Results

Total Patient Hours/1000
 Total Patient Hours in Seclusion
 Rate of Seclusion Use**
 Nationwide Rate**

Oct - Dec 2015

35.5920
 0
 0
 0.4177

Jan - Mar 2016


30.5040
 0
 0
 0.4098

Apr - Jun 2016

35.0640
 0
 0
 0.3971

Jul - Sep 2016

35.0880
 1.7000
 0.0485
 0.4078

Measure	Hospital Results	Nationwide Top 10% Scored at Least	Average Rate	Statewide Top 10% Scored at Least	Average Rate		
Hours of Seclusion Use Older Adults Age 65 and Older Read More See Quarterly Results	 0 (0 Total Hours in Seclusion)	Nationwide Statewide	Top 10% Scored at Least	N/A	0.08	Average Rate	N/A 0.03

Quarterly Measure Results

Total Patient Hours/1000
Total Patient Hours in Seclusion
Rate of Seclusion Use**
Nationwide Rate**

Oct - Dec 2015

5.5440

0

0

0.1372

Jan - Mar 2016

5.9040

0

0

0.0661

Apr - Jun 2016

7.1520

0

0

0.0685

Jul - Sep 2016

8.6160

0

0

0.0545