



Organizations that have achieved
The Gold Seal of Approval® from
The Joint Commission®



Quality Report



St. David's Round Rock Medical Center



DBA: St. David's Round Rock Medical Center
HCO ID: 9144
2400 Round Rock Ave.
Round Rock, TX, 78681
(512) 341-1000
www.stdavids.com/locations-facilities/round-rock-medi

Summary of Quality Information

Accreditation Programs

[View Accreditation History](#)



Accreditation Decision	Effective Date	Last Full Survey Date	Last On-Site Survey Date
Hospital Accredited	10/9/2020	10/8/2020	10/8/2020

Advanced Certification Programs

[View Certification History](#)



[Primary Stroke Center](#)

Certification Decision

[Certification](#)

Effective Date

3/7/2020

Last Full Survey Date

3/6/2020

Last On-Site Survey Date

3/6/2020

Sites

Round Rock Medical Center

2400 Round Rock Avenue
Round Rock, TX, 78681

Available Services

- Cardiac Catheterization Lab (Surgical Services)
- Cardiac Surgery (Surgical Services)
- Cardiothoracic Surgery (Surgical Services)

- CT Scanner (Imaging/Diagnostic Services)
- Ear/Nose/Throat Surgery (Surgical Services)
- EEG/EKG/EMG Lab (Imaging/Diagnostic Services)
- Gastroenterology (Surgical Services)
- GI or Endoscopy Lab (Imaging/Diagnostic Services)
- Gynecological Surgery (Surgical Services)
- Gynecology (Inpatient)
- Hematology/Oncology Unit (Inpatient)
- Inpatient Unit (Inpatient)
- Interventional Radiology (Imaging/Diagnostic Services)
- Labor & Delivery (Inpatient)
- Magnetic Resonance Imaging (Imaging/Diagnostic Services)
- Medical /Surgical Unit (Inpatient)
- Medical ICU (Intensive Care Unit)
- Neurosurgery (Surgical Services)
- Normal Newborn Nursery (Inpatient)
- Nuclear Medicine (Imaging/Diagnostic Services)
- Ophthalmology (Surgical Services)
- Orthopedic Surgery (Surgical Services)
- Orthopedic/Spine Unit (Inpatient)
- Outpatient Clinics (Outpatient)
- Plastic Surgery (Surgical Services)
- Positron Emission Tomography (PET) (Imaging/Diagnostic Services)
- Post Anesthesia Care Unit (PACU) (Inpatient)
- Rehabilitation Unit (Inpatient)
- Rehabilitation Unit (24-hour Acute Care/Crisis Stabilization)
- Teleradiology (Imaging/Diagnostic Services)
- Thoracic Surgery (Surgical Services)
- Ultrasound (Imaging/Diagnostic Services)
- Urology (Surgical Services)
- Vascular Surgery (Surgical Services)

Certification Programs

- Primary Stroke Center

Round Rock Professional Building

2300 Round Rock Avenue
Round Rock, TX, 78681

Available Services

- Outpatient Clinics (Outpatient)

St. David's Cardiovascular Imaging Center - Marble Falls

DBA: Cardiovascular Imaging Center (CVIC) - Marble Falls
102 Max Starke Dam Road, Marble Falls
Marble Falls, TX, 78654

Available Services

- Outpatient Clinics (Outpatient)

St. David's Emergency Center - Cedar Park

14016 N. US 183 Hwy SVRD SB, Austin, TX
Austin, TX, 78717

Available Services

- Administration of Blood Product (Outpatient)
- Administration of High Risk Medications (Outpatient)
- Anesthesia (Outpatient)
- Perform Invasive Procedure (Outpatient)

St. David's Emergency Center - Leander

601 St. David's Loop
Leander, TX, 78641

Available Services

- Administration of Blood Product (Outpatient)
- Administration of High Risk Medications (Outpatient)
- Anesthesia (Outpatient)
- Perform Invasive Procedure (Outpatient)

St. David's Round Rock Medical Center

DBA: Forest Creek Sleep Lab
4112 Links Lane
Round Rock, TX, 78664

Available Services

- Outpatient Clinics (Outpatient)

Special Quality Awards

Due to our commitment to accurate data reporting, The Joint Commission is suspending the practice of updating Special Quality Awards until further notice




- **2015 Silver Plus Get With The Guidelines - Stroke**

Cooperative Agreements

Hospital - Accredited by [American College of Surgeons-Commission on Cancer \(ACoS-COC\)](#)

National Patient Safety Goals and National Quality Improvement Goals

Symbol Key

-  This organization achieved the best possible results
-  This organization's performance is above the target range/value
-  This organization's performance is similar to the target range/value

- ⊖ This organization's performance is below the target range/value
- ⊖/N/A This measure is not applicable for this organization
- ⊖/N/D Not displayed

Measures Footnote Key

- The measure or measure set was not reported.
- The measure set does not have an overall result.
- The number is not enough for comparison purposes.
- The measure meets the Privacy Disclosure Threshold rule.
- The organization scored above 90% but was below most other organizations.
- The measure results are not statistically valid.
- The measure results are based on a sample of patients.
- The number of months with measure data is below the reporting requirement.
- The measure results are temporarily suppressed pending resubmission of updated data.
- Test Measure: a measure being evaluated for reliability of the individual data elements or awaiting National Quality Forum Endorsement.
- There were no eligible patients that met the denominator criteria.

The Joint Commission only reports measures endorsed by the [National Quality Forum](#).

* This information can also be viewed at [Hospital Compare](#).

** Indicates per 1000 hours of patient care.

*** The measure was not in effect for this quarter.

---- Null value or data not displayed.

Hospital	2020 National Patient Safety Goals	Nationwide Comparison:	Statewide Comparison:
Reporting Period: January 2019 - December 2019 National Quality Improvement Goals:			
Emergency Department			
		National Comparison: 2	Statewide Comparison: 2
Perinatal Care			
		National Comparison: 2	Statewide Comparison: 2

[New Changes to Quarterly Measure](#)

[Download Quarterly Measure Results](#)

The Joint Commission only reports measures endorsed by the [National Quality Forum](#).

* State results are not calculated for the National Patient Safety Goals.

National Quality Improvement Goals:

St. David's Round Rock Medical Center

HCO ID: 9144
 2400 Round Rock Ave.
 Round Rock , TX, 78681

Measure Area	Nationwide	Statewide
Perinatal Care Compared to Other Joint Commission Accredited Organizations	2	2
Read More		

Measure	Hospital Results	Nationwide Top 10% Scored at Least	Average Rate	Statewide Top 10% Scored at Least	Average Rate
Elective Delivery Read More See Quarterly Results	0% of 56 Eligible Patients	Nationwide Statewide	Top 10% Scored at Least	0%	2%
				Average Rate	0% 2%

Quarterly Measure Results

Number of Eligible Patients
 Rate

Nationwide Average

Jan - Mar 2019

56
 0%
 2%

Apr - Jun 2019

56
 0%
 2%

Jul - Sep 2019

56
 0%
 2%

Oct - Dec 2019

56
 0%
 2%

Measure	Hospital Results	Nationwide Top 10% Scored at Least	Average Rate	Statewide Top 10% Scored at Least	Average Rate		
Cesarean Birth Read More See Quarterly Results	 0% of Eligible Patients	Nationwide Statewide	Top 10% Scored at Least	12%	25%	Average Rate	15% 27%

Quarterly Measure Results

Number of Eligible Patients

Rate

Nationwide Average

Jan - Mar 2019

1

1

25%

Apr - Jun 2019

1

1

25%

Jul - Sep 2019

1

1


25%

Oct - Dec 2019

1

1

25%

Measure	Hospital Results	Nationwide Top 10% Scored at Least	Average Rate	Statewide Top 10% Scored at Least	Average Rate		
Exclusive Breast Milk Feeding Read More See Quarterly Results	 44% of 308 Eligible Patients	Nationwide Statewide	Top 10% Scored at Least	73%	51%	Average Rate	61% 44%

Quarterly Measure Results

Number of Eligible Patients

Rate

Nationwide Average

Jan - Mar 2019

308

42%

51%

Apr - Jun 2019

308

40%

52%

Jul - Sep 2019

308

48%


51%

Oct - Dec 2019

308

43%

50%

Measure	Hospital Results	Nationwide Top 10% Scored at Least	Average Rate	Statewide Top 10% Scored at Least	Average Rate		
Antenatal Steroids Read More See Quarterly Results	 100% of 5 Eligible Patients	Nationwide Statewide	Top 10% Scored at Least	100%	98%	Average Rate	100% 98%

Quarterly Measure Results

Number of Eligible Patients

Rate

Nationwide Average

Jan - Mar 2019

4

4

98%

Apr - Jun 2019

4

4

99%

Jul - Sep 2019

4

4


99%

Oct - Dec 2019

4

4

98%

Measure	Hospital Results	Nationwide Top 10% Scored at Least	Average Rate	Statewide Top 10% Scored at Least	Average Rate	Average Rate	
Unexpected Complications in Term Newborns per 1000 livebirths - Overall Rate Read More See Quarterly Results	 10 24% of 1284 Eligible Patients	Nationwide Statewide	Top 10% Scored at Least	17%	32%	Average Rate	18% 34%

Quarterly Measure Results

Number of Eligible Patients

Rate

Nationwide Average

Jan - Mar 2019

1284

17%

32%

Apr - Jun 2019

1284

42%

31%

Jul - Sep 2019

1284

15%

32%

Oct - Dec 2019

1284

23%

32%

Measure	Hospital Results	Nationwide Top 10% Scored at Least	Average Rate	Statewide Top 10% Scored at Least	Average Rate		
Unexpected Complications in Term Newborns per 1000 livebirths - Severe Rate	5% of 1284 Eligible Patients	Nationwide Statewide	Top 10% Scored at Least	6%	13%	Average Rate	5% 11%
	ND 10						
Read More							
See Quarterly Results							

Quarterly Measure Results

Number of Eligible Patients

Rate

Nationwide Average

Jan - Mar 2019

1284

0%

14%

Apr - Jun 2019

1284

9%

13%

Jul - Sep 2019

1284

3%

14%

Oct - Dec 2019

1284

10%

13%

Measure	Hospital Results	Nationwide Top 10% Scored at Least	Average Rate	Statewide Top 10% Scored at Least	Average Rate		
Unexpected Complications in Term Newborns per 1000 livebirths - Moderate Rate	(N/D) 10 19% of 1284 Eligible Patients	Nationwide Statewide	Top 10% Scored at Least	3%	18%	Average Rate	4% 22%
Read More See Quarterly Results							

Quarterly Measure Results

Number of Eligible Patients

Rate

Nationwide Average

Jan - Mar 2019

1284

17%

18%

Apr - Jun 2019

1284

33%

18%

Jul - Sep 2019

1284

12%

19%

Oct - Dec 2019

1284

13%

19%

Measure Area

Nationwide Statewide

Emergency Department Compared to Other Joint Commission
[Read More](#) Accredited Organizations

ND 2

ND 2

Measure	Hospital Results	Nationwide	Weighted Median	Statewide	Weighted		Average Rate	57.00 118.11
		Top 10% Scored at Most		Top 10% Scored at Most	Median			
Admit Decision Time to ED	ND 2							
Departure Time for Admitted Patients Read More See Quarterly Results	163.00 minutes 908 eligible Patients	Nationwide Statewide	Top 10% Scored at Least	55.00	133.00			

Quarterly Measure Results

Number of Eligible Patients
Weighted Median Minutes
Nationwide Weighted Median Minutes

Jan - Mar 2019

908
208.00
149.03

Apr - Jun 2019

908
180.00
129.15

Jul - Sep 2019

908
129.00
123.92

Oct - Dec 2019

908
130.00
129.12