



Quality Report





Forest View Psychiatric Hospital

HCO ID: 3028
1055 Medical Park Drive SE
Grand Rapids, MI, 49546
(616) 942-9610
www.forestviewhospital.com

Summary of Quality Information

Accreditation Programs

[View Accreditation History](#)



[Behavioral Health Care](#)

Accreditation Decision
[Accredited](#)

Effective Date
11/11/2015

Last Full Survey Date
11/10/2015

Last On-Site Survey Date
11/10/2015



[Hospital](#)

Accreditation Decision
[Accredited](#)

Effective Date
11/12/2015

Last Full Survey Date
11/11/2015

Last On-Site Survey Date
11/11/2015

Sites

Forest View Psychiatric Hospital







1055 Medical Park Drive, SE
Grand Rapids, MI, 49546

Available Services

- Behavioral Health (Day Programs - Adult)
- Behavioral Health (Day Programs - Child/Youth)
- Behavioral Health (Non 24 Hour Care - Adult)
- Behavioral Health (Non 24 Hour Care - Child/Youth)
- Behavioral Health (24-hour Acute Care/Crisis Stabilization - Adult)
- Behavioral Health (24-hour Acute Care/Crisis Stabilization - Child/Youth)
- Behavioral Health (Partial - Adult)
- Behavioral Health (Partial - Child/Youth)
- Eating Disorders
- Eating Disorders
- Eating Disorders (Inpatient - Adult)
- Eating Disorders (Inpatient - Child/Youth)
- Eating Disorders (Day Programs - Adult)
- Eating Disorders (Day Programs - Child/Youth)
- Eating Disorders (24-hour Acute Care/Crisis Stabilization - Adult)
- Eating Disorders (24-hour Acute Care/Crisis Stabilization - Child/Youth)
- Eating Disorders (Partial - Adult)
- Eating Disorders (Partial - Child/Youth)
- Family Support (Non 24 Hour Care)

National Patient Safety Goals and National Quality Improvement Goals

Symbol Key

-  This organization achieved the best possible results
-  This organization's performance is above the target range/value
-  This organization's performance is similar to the target range/value
-  This organization's performance is below the target range/value
-  This measure is not applicable for this organization
-  Not displayed

Measures Footnote Key

1. The measure or measure set was not reported.
2. The measure set does not have an overall result.
3. The number is not enough for comparison purposes.
4. The measure meets the Privacy Disclosure Threshold rule.
5. The organization scored above 90% but was below most other organizations.
6. The measure results are not statistically valid.
7. The measure results are based on a sample of patients.
8. The number of months with measure data is below the reporting requirement.
9. The measure results are temporarily suppressed pending resubmission of updated data.
10. Test Measure: a measure being evaluated for reliability of the individual data elements or awaiting National Quality Forum Endorsement.
11. There were no eligible patients that met the denominator criteria.



The Joint Commission only reports measures endorsed by the [National Quality Forum](#).

* This information can also be viewed at [Hospital Compare](#).

** Indicates per 1000 hours of patient care.

*** The measure was not in effect for this quarter.

---- Null value or data not displayed.

Hospital	2015 National Patient Safety Goals	Nationwide Comparison: 	Statewide Comparison: 
Behavioral Health Care	2015 National Patient Safety Goals	Nationwide Comparison: 	Statewide Comparison: 
<p>Reporting Period: October 2015 - September 2016</p> <p>National Quality Improvement Goals:</p> <p>Hospital-Based Inpatient Psychiatric Services</p> <p>National Comparison:  ²</p> <p>Statewide Comparison:  ²</p>			

[New Changes to Quarterly Measure](#)

[Download Quarterly Measure Results](#)

The Joint Commission only reports measures endorsed by the [National Quality Forum](#).

* State results are not calculated for the National Patient Safety Goals.


National Quality Improvement Goals:

Forest View Psychiatric Hospital

HCO ID: 3028

1055 Medical Park Drive SE

Grand Rapids , MI, 49546

Measure Area	Nationalwide		Statewide		
Hospital-Based Inpatient Psychiatric Services Compared to Other Joint Commission Accredited Organizations	N/D 2		N/D 2		
Read More					
Measure	Hospital Results	Nationwide Top 10% Scored at Least	Average Rate	Statewide Top 10% Scored at Least	Average Rate
Assessment of violence risk, substance use disorder, trauma and patient strengths completed - Overall Rate	 96% of 842 Eligible Patients	Nationwide Statewide	Top 10% Scored at Least	100%	94%
Read More				Average Rate	100%
See Quarterly Results					90%

Quarterly Measure Results

Number of Eligible Patients

Rate

Nationwide Average

Oct - Dec 2015

842

100%

94%

Jan - Mar 2016

842

91%

94%

Apr - Jun 2016

842

95%

94%

Jul - Sep 2016

842

100%

94%

Measure	Hospital Results	Nationwide Top 10% Scored at Least	Average Rate	Statewide Top 10% Scored at Least	Average Rate		
Assessment of violence risk, substance use disorder, trauma and patient strengths completed - Children (1-12 years)	 98% of 48 Eligible Patients	Nationwide Statewide	Top 10% Scored at Least	100%	96%	Average Rate	100% 97%
Read More See Quarterly Results							

Quarterly Measure Results

Number of Eligible Patients
Rate

Nationwide Average

Oct - Dec 2015

48
100%
96%

Jan - Mar 2016


48
100%
95%

Apr - Jun 2016

48
94%
96%

Jul - Sep 2016

48
100%
96%

Measure	Hospital Results	Nationwide Top 10% Scored at Least	Average Rate	Statewide Top 10% Scored at Least	Average Rate		
Assessment of violence risk, substance use disorder, trauma and patient strengths completed - Adolescent (13-17 years)	 96% of 272 Eligible Patients	Nationwide Statewide	Top 10% Scored at Least	100%	97%	Average Rate	100% 94%
Read More See Quarterly Results							

Quarterly Measure Results

Number of Eligible Patients

Rate

Nationwide Average

Oct - Dec 2015

272

100%

97%

Jan - Mar 2016

272

89%

97%

Apr - Jun 2016

272

97%

96%

Jul - Sep 2016

272

100%

97%

Measure	Hospital Results	Nationwide Top 10% Scored at Least	Average Rate	Statewide Top 10% Scored at Least	Average Rate		
Assessment of violence risk, substance use disorder, trauma and patient strengths completed - Adult (18-64 years) Read More See Quarterly Results	 96% of 522 Eligible Patients	Nationwide Statewide	Top 10% Scored at Least	100%	94%	Average Rate	100% 90%

Quarterly Measure Results

Number of Eligible Patients

Rate

Nationwide Average

Oct - Dec 2015

522

100%

93%

Jan - Mar 2016

522

91%

93%

Apr - Jun 2016

522

94%


94%

Jul - Sep 2016

522

99%

94%

Measure	Hospital Results	Nationwide Top 10% Scored at Least	Average Rate	Statewide Top 10% Scored at Least	Average Rate	Average Rate	
Multiple Antipsychotic Medications at Discharge with Appropriate Justification Overall Rate Read More See Quarterly Results	 51% of 41 Eligible Patients	Nationwide Statewide	Top 10% Scored at Least	100%	62%	Average Rate	100% 53%

Quarterly Measure Results

Number of Eligible Patients

Rate

Nationwide Average

Oct - Dec 2015

41

50%

64%

Jan - Mar 2016

41

45%

62%

Apr - Jun 2016

41

44%

60%

Jul - Sep 2016

41

60%

61%

Measure	Hospital Results	Nationwide Top 10% Scored at Least	Average Rate	Statewide Top 10% Scored at Least	Average Rate		
Multiple Antipsychotic Medications at Discharge with Appropriate Justification Children Age 1 - 12 Read More (No Quarterly Result are available)	 4 ----	Nationwide Statewide	Top 10% Scored at Least	100%	63%	Average Rate	____3____3

Quarterly Measure Results

Number of Eligible Patients

Rate

Nationwide Average

Oct - Dec 2015

1

1

1

Jan - Mar 2016

1

1

1

Apr - Jun 2016

1

1

1

Jul - Sep 2016

1

1

1

Measure	Hospital Results	Nationwide Top 10% Scored at Least	Average Rate	Statewide Top 10% Scored at Least	Average Rate	Average Rate	
Multiple Antipsychotic Medications at Discharge with Appropriate Justification Adolescents Age 13 - 17 Read More See Quarterly Results	 3 50% of 12 Eligible Patients	Nationwide Statewide	Top 10% Scored at Least	100%	62%	Average Rate	100% 71%

Quarterly Measure Results

Number of Eligible Patients

Rate

Nationwide Average

Oct - Dec 2015

12

33%

66%

Jan - Mar 2016

12

67%

67%

Apr - Jun 2016

12

50%

52%

Jul - Sep 2016

4

4

62%

Measure	Hospital Results	Nationwide Top 10% Scored at Least	Average Rate	Statewide Top 10% Scored at Least	Average Rate	Average Rate	Average Rate
Multiple Antipsychotic Medications at Discharge with Appropriate Justification Adults Age 18 - 64 Read More See Quarterly Results	 3 56% of 27 Eligible Patients	Nationwide Statewide	Top 10% Scored at Least	100%	63%	Average Rate	100% 51%

Quarterly Measure Results

Number of Eligible Patients

Rate

Nationwide Average

Oct - Dec 2015

27

67%

65%

Jan - Mar 2016

27

38%

62%

Apr - Jun 2016

27

50%


62%

Jul - Sep 2016

27

67%

62%

Measure	Hospital Results	Nationwide Top 10% Scored at Least	Average Rate	Statewide Top 10% Scored at Least	Average Rate		
Hours of Physical Restraint Use per 1000 Patient Hours - Overall Rate Read More See Quarterly Results	 0.09 (63 Total Hours in Restraints)	Nationwide Statewide	Top 10% Scored at Least	N/A	0.49	Average Rate	N/A 0.66

Quarterly Measure Results

Total Patient Hours/1000
 Total Patient Hours in Restraint
 Rate of Restraint Use**
 Nationwide Rate**

Oct - Dec 2015

169.4880
 6.1333
 0.0362
 0.4558

Jan - Mar 2016

186.5280
 8.2167
 0.0441
 0.4625

Apr - Jun 2016

188.6160
 21.8833
 0.1160
 0.5023

Jul - Sep 2016

180.2160
 26.3833
 0.1464
 0.5326

Measure	Hospital Results	Nationwide Top 10% Scored at Least	Average Rate	Statewide Top 10% Scored at Least	Average Rate		
Hours of Physical Restraint Use Children Age 1 - 12 Read More See Quarterly Results	ND 3 0.05 (1 Total Hours in Restraints)	Nationwide Statewide	Top 10% Scored at Least	N/A	0.31	Average Rate	N/A 0.97

Quarterly Measure Results

Total Patient Hours/1000
 Total Patient Hours in Restraint
 Rate of Restraint Use**
 Nationwide Rate**

Oct - Dec 2015

3.3120
 0.0833
 0.0252
 0.3447

Jan - Mar 2016

2.1600
 0
 0
 0.3137

Apr - Jun 2016

3.4800
 0.0333
 0.0096
 0.2634

Jul - Sep 2016

1.8000
 0.4333
 0.2407
 0.3095

Measure	Hospital Results	Nationwide Top 10% Scored at Least	Average Rate	Statewide Top 10% Scored at Least	Average Rate		
Hours of Physical Restraint Use Adolescents Age 13 - 17 Read More See Quarterly Results	 0.12 (25 Total Hours in Restraints)	Nationwide Statewide	Top 10% Scored at Least	N/A	0.33	Average Rate	N/A 0.4

Quarterly Measure Results

Total Patient Hours/1000
 Total Patient Hours in Restraint
 Rate of Restraint Use**
 Nationwide Rate**

Oct - Dec 2015

45.5520
 0.9833
 0.0216
 0.2331

Jan - Mar 2016


61.7280
 2.7500
 0.0446
 0.2201

Apr - Jun 2016

53.9760
 1.3500
 0.0250
 0.4938

Jul - Sep 2016

42.2400
 19.6333
 0.4648
 0.3810

Measure	Hospital Results	Nationwide Top 10% Scored at Least	Average Rate	Statewide Top 10% Scored at Least	Average Rate		
Hours of Physical Restraint Use Adults Age 18 - 64 Read More See Quarterly Results	 0.07 (37 Total Hours in Restraints)	Nationwide Statewide	Top 10% Scored at Least	N/A	0.53	Average Rate	N/A 0.74

Quarterly Measure Results

Total Patient Hours/1000
 Total Patient Hours in Restraint
 Rate of Restraint Use**
 Nationwide Rate**

Oct - Dec 2015

120.6240
 5.0667
 0.0420
 0.5049

Jan - Mar 2016

122.6400
 5.4667
 0.0446
 0.4899

Apr - Jun 2016

131.1600
 20.5000
 0.1563
 0.5263

Jul - Sep 2016

136.1760
 6.3167
 0.0464
 0.5873

Measure	Hospital Results	Nationwide Top 10% Scored at Least	Average Rate	Statewide Top 10% Scored at Least	Average Rate		
Hours of Seclusion Use per 1000 Patient Hours - Overall Rate Read More See Quarterly Results	⊕ 0 (2 Total Hours in Seclusion)	Nationwide Statewide	Top 10% Scored at Least	N/A	0.36	Average Rate	N/A 0.1

Quarterly Measure Results

Total Patient Hours/1000
 Total Patient Hours in Seclusion
 Rate of Seclusion Use**
 Nationwide Rate**

Oct - Dec 2015

169.4880
 0
 0
 0.3723

Jan - Mar 2016

186.5280
 0
 0
 0.3582

Apr - Jun 2016

188.6160
 2.4167
 0.0128
 0.3450

Jul - Sep 2016

180.2160
 0
 0
 0.3579

Measure	Hospital Results	Nationwide Top 10% Scored at Least	Average Rate	Statewide Top 10% Scored at Least	Average Rate		
Hours of Seclusion Use Children Age 1 - 12 Read More See Quarterly Results	 0 (0 Total Hours in Seclusion)	Nationwide Statewide	Top 10% Scored at Least	N/A	0.55	Average Rate	N/A 0.92

Quarterly Measure Results

Total Patient Hours/1000
 Total Patient Hours in Seclusion
 Rate of Seclusion Use**
 Nationwide Rate**

Oct - Dec 2015

3.3120
 0
 0
 0.6180

Jan - Mar 2016

2.1600
 0
 0
 0.5558

Apr - Jun 2016

3.4800
 0
 0
 0.4845

Jul - Sep 2016

1.8000
 0
 0
 0.5664

Measure	Hospital Results	Nationwide Top 10% Scored at Least	Average Rate	Statewide Top 10% Scored at Least	Average Rate		
Hours of Seclusion Use Adolescents Age 13 - 17 Read More See Quarterly Results	 0 (0 Total Hours in Seclusion)	Nationwide Statewide	Top 10% Scored at Least	N/A	0.19	Average Rate	N/A 0.11

Quarterly Measure Results

Total Patient Hours/1000
 Total Patient Hours in Seclusion
 Rate of Seclusion Use**
 Nationwide Rate**

Oct - Dec 2015

45.5520
 0
 0
 0.1733

Jan - Mar 2016

61.7280
 0
 0
 0.1960

Apr - Jun 2016

53.9760
 0
 0
 0.1835

Jul - Sep 2016

42.2400
 0
 0
 0.2194

Measure	Hospital Results	Nationwide Top 10% Scored at Least	Average Rate	Statewide Top 10% Scored at Least	Average Rate		
Hours of Seclusion Use Adults Age 18 - 64 Read More See Quarterly Results	⊕ 0 (2 Total Hours in Seclusion)	Nationwide Statewide	Top 10% Scored at Least	N/A	0.41	Average Rate	N/A 0.09

Quarterly Measure Results

Total Patient Hours/1000
Total Patient Hours in Seclusion
Rate of Seclusion Use**
Nationwide Rate**

Oct - Dec 2015

120.6240

0

0

0.4177

Jan - Mar 2016

122.6400

0

0

0.4098

Apr - Jun 2016

131.1600

2.4167

0.0184

0.3971

Jul - Sep 2016

136.1760

0

0

0.4078