



Organizations that have achieved
The Gold Seal of Approval® from
The Joint Commission®



Quality Report







Emerald Coast Behavioral Hospital, LLC

HCO ID: 490089
1940 Harrison Avenue
Panama City, FL, 32405
(850) 763-0017
www.uhsinc.com

Summary of Quality Information

Accreditation Programs

[View Accreditation History](#)

	Accreditation Decision	Effective Date	Last Full Survey Date	Last On-Site Survey Date
 Behavioral Health Care and Human Services	Accredited	10/2/2021	10/1/2021	10/1/2021
 Hospital	Accredited	10/2/2021	10/1/2021	10/1/2021

Sites

Emerald Coast Behavioral Hospital LLC

DBA: Blue Springs Outpatient Center
2925 Optimist Drive
Marianna, FL, 32448

Available Services

- Behavioral Health (Day Programs - Adult)
- Behavioral Health (Partial Hospitalization - Adult)
- Community Integration (Non 24 Hour Care)
- Employment Services (Non 24 Hour Care)
- Family Support (Non 24 Hour Care)
- Peer Support (Non 24 Hour Care)

Emerald Coast Behavioral Hospital, LLC

DBA: Emerald Coast Outpatient Center
1940 Harrison Ave.
Panama City, FL, 32405

Available Services

- Behavioral Health (Day Programs - Adult)
- Behavioral Health (Day Programs - Child/Youth)
- Behavioral Health (Partial Hospitalization - Adult)
- Behavioral Health (Partial Hospitalization - Child/Youth)
- Community Integration (Non 24 Hour Care)

- Employment Services (Non 24 Hour Care)
- Family Support (Non 24 Hour Care)
- Peer Support (Non 24 Hour Care)

Emerald Coast Behavioral Hospital, LLC

1940 Harrison Avenue
Panama City, FL, 32405

Available Services

- Behavioral Health (24-hour Acute Care/Crisis Stabilization - Adult)
- Behavioral Health (24-hour Acute Care/Crisis Stabilization - Child/Youth)
- Community Integration (Non 24 Hour Care)
- Family Support (Non 24 Hour Care)
- Peer Support (Non 24 Hour Care)

Emerald Coast Behavioral Hospital, LLC







DBA: Okaloosa Outpatient Center
2004 Lewis Turner Blvd., Suite B
Fort Walton Beach, FL, 32547

Available Services

- Behavioral Health (Day Programs - Adult)
- Behavioral Health (Day Programs - Child/Youth)
- Behavioral Health (Partial Hospitalization - Adult)
- Behavioral Health (Partial Hospitalization - Child/Youth)
- Community Integration (Non 24 Hour Care)
- Employment Services (Non 24 Hour Care)
- Family Support (Non 24 Hour Care)
- Peer Support (Non 24 Hour Care)

National Patient Safety Goals and National Quality Improvement Goals

Symbol Key

-  This organization achieved the best possible results
-  This organization's performance is above the target range/value
-  This organization's performance is similar to the target range/value
-  This organization's performance is below the target range/value
-  This measure is not applicable for this organization
-  Not displayed

Measures Footnote Key

1. The measure or measure set was not reported.
2. The measure set does not have an overall result.
3. The number is not enough for comparison purposes.
4. The measure meets the Privacy Disclosure Threshold rule.
5. The organization scored above 90% but was below most other organizations.
6. The measure results are not statistically valid.
7. The measure results are based on a sample of patients.
8. The number of months with measure data is below the reporting requirement.
9. The measure results are temporarily suppressed pending resubmission of updated data.

- 10. Test Measure: a measure being evaluated for reliability of the individual data elements or awaiting National Quality Forum Endorsement.
- 11. There were no eligible patients that met the denominator criteria.

The Joint Commission only reports measures endorsed by the [National Quality Forum](#).

* This information can also be viewed at [Hospital Compare](#).

** Indicates per 1000 hours of patient care.

*** The measure was not in effect for this quarter.

---- Null value or data not displayed.

Hospital	2021 National Patient Safety Goals	Nationwide Comparison: 	Statewide Comparison: 
Behavioral Health Care and Human Services	2021 National Patient Safety Goals	Nationwide Comparison: 	Statewide Comparison: 
<p>Reporting Period: January 2020 - December 2020</p> <p>National Quality Improvement Goals:</p>			
	Hospital-Based Inpatient Psychiatric Services	National Comparison:  ²	Statewide Comparison:  ²

[New Changes to Quarterly Measure](#)

[Download Quarterly Measure Results](#)



The Joint Commission only reports measures endorsed by the [National Quality Forum](#).

* State results are not calculated for the National Patient Safety Goals.

National Quality Improvement Goals:

Emerald Coast Behavioral Hospital, LLC

HCO ID: 490089
 1940 Harrison Avenue
 Panama City , FL, 32405

Measure Area	Nationwide	Statewide
Hospital-Based Inpatient Psychiatric Services Compared to Other Joint Commission Accredited Organizations	 ²	 ²
Read More		

Measure	Hospital Results	Nationwide Top 10% Scored at Least	Average Rate	Statewide Top 10% Scored at Least	Average Rate		
Assessment of violence risk, substance use disorder, trauma and patient strengths completed - Overall Rate Read More See Quarterly Results	 99% of 596 Eligible Patients	Nationwide Statewide	Top 10% Scored at Least	100%	96%	Average Rate	100% 98%

Quarterly Measure Results

Number of Eligible Patients
Rate

Nationwide Average

Jan - Mar 2020

596

99%

96%

Apr - Jun 2020

596

98%

96%

Jul - Sep 2020

596

100%

95%

Oct - Dec 2020

596

99%

95%

Measure	Hospital Results	Nationwide Top 10% Scored at Least	Average Rate	Statewide Top 10% Scored at Least	Average Rate		
Assessment of violence risk, substance use disorder, trauma and patient strengths completed - Children (1-12 years) Read More See Quarterly Results	 100% of 111 Eligible Patients	Nationwide Statewide	Top 10% Scored at Least	100%	97%	Average Rate	100% 97%

Quarterly Measure Results

Number of Eligible Patients

Rate

Nationwide Average

Jan - Mar 2020

111

100%

96%

Apr - Jun 2020

111

100%

97%

Jul - Sep 2020

111

100%

97%

Oct - Dec 2020

111

100%

97%

Measure	Hospital Results	Nationwide Top 10% Scored at Least	Average Rate	Statewide Top 10% Scored at Least	Average Rate		
Assessment of violence risk, substance use disorder, trauma and patient strengths completed - Adolescent (13-17 years)	 98% of 194 Eligible Patients	Nationwide Statewide	Top 10% Scored at Least	100%	97%	Average Rate	100% 98%
Read More See Quarterly Results							

Quarterly Measure Results

Number of Eligible Patients

Rate

Nationwide Average

Jan - Mar 2020

194

98%

97%

Apr - Jun 2020

194

96%

97%

Jul - Sep 2020

194

100%

96%

Oct - Dec 2020

194

98%

96%

Measure	Hospital Results	Nationwide Top 10% Scored at Least	Average Rate	Statewide Top 10% Scored at Least	Average Rate		
Assessment of violence risk, substance use disorder, trauma and patient strengths completed - Adult (18-64 years) Read More See Quarterly Results	 100% of 225 Eligible Patients	Nationwide Statewide	Top 10% Scored at Least	100%	95%	Average Rate	100% 98%

Quarterly Measure Results

Number of Eligible Patients

Rate

Nationwide Average

Jan - Mar 2020

225

100%

96%

Apr - Jun 2020

225

100%

96%

Jul - Sep 2020

225

100%

95%

Oct - Dec 2020

225

100%

95%

Measure	Hospital Results	Nationwide Top 10% Scored at Least	Average Rate	Statewide Top 10% Scored at Least	Average Rate		
Assessment of violence risk, substance use disorder, trauma and patient strengths completed - Older Adult (>= 65 years) Read More See Quarterly Results	 100% of 66 Eligible Patients	Nationwide Statewide	Top 10% Scored at Least	100%	95%	Average Rate	100% 98%

Quarterly Measure Results

Number of Eligible Patients
Rate

Nationwide Average

Jan - Mar 2020

66

100%

96%

Apr - Jun 2020

66

100%

97%

Jul - Sep 2020

66

100%

94%

Oct - Dec 2020

66

100%

95%

Measure	Hospital Results	Nationwide Top 10% Scored at Least	Average Rate	Statewide Top 10% Scored at Least	Average Rate	Average Rate	Average Rate
Multiple Antipsychotic Medications at Discharge with Appropriate Justification Overall Rate Read More See Quarterly Results	 75% of 16 Eligible Patients	Nationwide Statewide	Top 10% Scored at Least	100%	62%	Average Rate	98% 74%

Quarterly Measure Results

Number of Eligible Patients

Rate

Nationwide Average

Jan - Mar 2020

16

100%

65%

Apr - Jun 2020

16

25%

64%

Jul - Sep 2020

1

1


60%

Oct - Dec 2020

16

86%

59%

Measure	Hospital Results	Nationwide Top 10% Scored at Least	Average Rate	Statewide Top 10% Scored at Least	Average Rate		
Multiple Antipsychotic Medications at Discharge with Appropriate Justification Children Age 1 - 12 Read More (No Quarterly Result are available)	 4 ----	Nationwide Statewide	Top 10% Scored at Least	100%	36%	Average Rate	____ 3 ____ 3

Quarterly Measure Results

Number of Eligible Patients
Rate

Nationwide Average

Jan - Mar 2020

1

1

1

Apr - Jun 2020

1

1

1

Jul - Sep 2020

1

1

1

Oct - Dec 2020

1

1

1

Measure	Hospital Results	Nationwide Top 10% Scored at Least	Average Rate	Statewide Top 10% Scored at Least	Average Rate	Average Rate	
Multiple Antipsychotic Medications at Discharge with Appropriate Justification Adolescents Age 13 - 17 Read More See Quarterly Results	 67% of 3 Eligible Patients	Nationwide Statewide	Top 10% Scored at Least	100%	45%	Average Rate	100% 71%

Quarterly Measure Results

Number of Eligible Patients

Rate

Nationwide Average

Jan - Mar 2020

4

4

51%

Apr - Jun 2020

4

4

48%

Jul - Sep 2020

1

1

42%

Oct - Dec 2020

4

4

41%

Measure	Hospital Results	Nationwide Top 10% Scored at Least	Average Rate	Statewide Top 10% Scored at Least	Average Rate	Average Rate	
Multiple Antipsychotic Medications at Discharge with Appropriate Justification Adults Age 18 - 64 Read More See Quarterly Results	 90% of 10 Eligible Patients	Nationwide Statewide	Top 10% Scored at Least	100%	63%	Average Rate	98% 74%

Quarterly Measure Results

Number of Eligible Patients

Rate

Nationwide Average

Jan - Mar 2020

10

100%

66%

Apr - Jun 2020

4

4

65%

Jul - Sep 2020

1

1

61%

Oct - Dec 2020

10

100%

60%

Measure	Hospital Results	Nationwide Top 10% Scored at Least	Average Rate	Statewide Top 10% Scored at Least	Average Rate	Average Rate	Average Rate
Multiple Antipsychotic Medications at Discharge with Appropriate Justification Older Adults Age 65 and Older Read More (No Quarterly Result are available)	ND 4 ----	Nationwide Statewide	Top 10% Scored at Least	100%	63%	Average Rate	100% 79%

Quarterly Measure Results

Number of Eligible Patients

Rate

Nationwide Average

Jan - Mar 2020

1

1

1

Apr - Jun 2020

1

1

1

Jul - Sep 2020

1

1


1

Oct - Dec 2020

1

1

1

Measure	Hospital Results	Nationwide Top 10% Scored at Least	Average Rate	Statewide Top 10% Scored at Least	Average Rate		
Hours of Physical Restraint Use per 1000 Patient Hours - Overall Rate Read More See Quarterly Results	 0.01 (3 Total Hours in Restraints)	Nationwide Statewide	Top 10% Scored at Least	N/A	0.75	Average Rate	N/A 0.06

Quarterly Measure Results

Total Patient Hours/1000
 Total Patient Hours in Restraint
 Rate of Restraint Use**
 Nationwide Rate**

Jan - Mar 2020

132.05
 0.10
 0.00
 0.56

Apr - Jun 2020

110.52
 0.63
 0.01
 0.55

Jul - Sep 2020

136.66
 0.53
 0.00
 0.91

Oct - Dec 2020

122.14
 1.38
 0.01
 0.93

Measure	Hospital Results	Nationwide Top 10% Scored at Least	Average Rate	Statewide Top 10% Scored at Least	Average Rate		
Hours of Physical Restraint Use Children Age 1 - 12 Read More See Quarterly Results	ND 3 0.05 (1 Total Hours in Restraints)	Nationwide Statewide	Top 10% Scored at Least	N/A	0.36	Average Rate	N/A 0.48

Quarterly Measure Results

Total Patient Hours/1000
 Total Patient Hours in Restraint
 Rate of Restraint Use**
 Nationwide Rate**

Jan - Mar 2020

3.46
 0
 0
 0.34

Apr - Jun 2020


2.74
 0
 0
 0.36

Jul - Sep 2020

3.96
 0.10
 0.03
 0.37

Oct - Dec 2020

7.06
 0.77
 0.11
 0.37

Measure	Hospital Results	Nationwide Top 10% Scored at Least	Average Rate	Statewide Top 10% Scored at Least	Average Rate		
Hours of Physical Restraint Use Adolescents Age 13 - 17 Read More See Quarterly Results	 0.01 (1 Total Hours in Restraints)	Nationwide Statewide	Top 10% Scored at Least	N/A	0.27	Average Rate	N/A 0.15

Quarterly Measure Results

Total Patient Hours/1000
 Total Patient Hours in Restraint
 Rate of Restraint Use**
 Nationwide Rate**

Jan - Mar 2020

16.99
 0.10
 0.01
 0.28

Apr - Jun 2020

14.64
 0.13
 0.01
 0.22

Jul - Sep 2020

15.10
 0
 0
 0.33

Oct - Dec 2020

16.06
 0.35
 0.02
 0.24

Measure	Hospital Results	Nationwide Top 10% Scored at Least	Average Rate	Statewide Top 10% Scored at Least	Average Rate		
Hours of Physical Restraint Use Adults Age 18 - 64 Read More See Quarterly Results	⊕ 0.0 (1 Total Hours in Restraints)	Nationwide Statewide	Top 10% Scored at Least	N/A	0.92	Average Rate	N/A 0.05

Quarterly Measure Results

Total Patient Hours/1000
 Total Patient Hours in Restraint
 Rate of Restraint Use**
 Nationwide Rate**

Jan - Mar 2020

106.44

0

0

0.66

Apr - Jun 2020

90.02

0.50

0.01

0.65

Jul - Sep 2020

112.46

0.43

0.00

1.11


Oct - Dec 2020

89.11

0.13

0.00

1.17

Measure	Hospital Results	Nationwide Top 10% Scored at Least	Average Rate	Statewide Top 10% Scored at Least	Average Rate		
Hours of Physical Restraint Use Older Adults Age 65 and Older Read More See Quarterly Results	 3 0.01 (0 Total Hours in Restraints)	Nationwide Statewide	Top 10% Scored at Least	N/A	0.08	Average Rate	N/A 0.01

Quarterly Measure Results

Total Patient Hours/1000
 Total Patient Hours in Restraint
 Rate of Restraint Use**
 Nationwide Rate**

Jan - Mar 2020

5.16
 0
 0
 0.08

Apr - Jun 2020

3.12
 0
 0
 0.10

Jul - Sep 2020

5.14
 0
 0
 0.09

Oct - Dec 2020

9.91
 0.13
 0.01
 0.06

Measure	Hospital Results	Nationwide Top 10% Scored at Least	Average Rate	Statewide Top 10% Scored at Least	Average Rate		
Hours of Seclusion Use per 1000 Patient Hours - Overall Rate Read More See Quarterly Results	⊕ 0.10 (48 Total Hours in Seclusion)	Nationwide Statewide	Top 10% Scored at Least	N/A	0.47	Average Rate	N/A 0.06

Quarterly Measure Results

Total Patient Hours/1000
 Total Patient Hours in Seclusion
 Rate of Seclusion Use**
 Nationwide Rate**

Jan - Mar 2020

132.05
 4.28
 0.03
 0.44

Apr - Jun 2020

110.52
 9.97
 0.09
 0.36

Jul - Sep 2020

136.66
 6.28
 0.05
 0.59

Oct - Dec 2020

122.14
 27.70
 0.23
 0.46

Measure	Hospital Results	Nationwide Top 10% Scored at Least	Average Rate	Statewide Top 10% Scored at Least	Average Rate		
Hours of Seclusion Use Children Age 1 - 12	N/D 3 0.62	Nationwide Statewide	Top 10% Scored at Least	N/A	0.47	Average Rate	N/A 0.13
	(11 Total Hours in Seclusion)						
	Read More						
	See Quarterly Results						

Quarterly Measure Results

Total Patient Hours/1000
 Total Patient Hours in Seclusion
 Rate of Seclusion Use**
 Nationwide Rate**

Jan - Mar 2020

3.46
 0
 0
 0.53

Apr - Jun 2020

2.74
 0
 0
 0.43

Jul - Sep 2020

3.96
 0.93
 0.24
 0.51

Oct - Dec 2020

7.06
 9.67
 1.37
 0.39

Measure	Hospital Results	Nationwide Top 10% Scored at Least	Average Rate	Statewide Top 10% Scored at Least	Average Rate		
Hours of Seclusion Use Adolescents Age 13 - 17 Read More See Quarterly Results	 0.04 (3 Total Hours in Seclusion)	Nationwide Statewide	Top 10% Scored at Least	N/A	0.21	Average Rate	N/A 0.08

Quarterly Measure Results

Total Patient Hours/1000
 Total Patient Hours in Seclusion
 Rate of Seclusion Use**
 Nationwide Rate**

Jan - Mar 2020

16.99
 2.02
 0.12
 0.19

Apr - Jun 2020

14.64
 0
 0
 0.28

Jul - Sep 2020

15.10
 0
 0
 0.24

Oct - Dec 2020

16.06
 0.57
 0.04
 0.17

Measure	Hospital Results	Nationwide Top 10% Scored at Least	Average Rate	Statewide Top 10% Scored at Least	Average Rate		
Hours of Seclusion Use Adults Age 18 - 64 Read More See Quarterly Results	0.05 (19 Total Hours in Seclusion)	Nationwide Statewide	Top 10% Scored at Least	N/A	0.55	Average Rate	N/A 0.07

Quarterly Measure Results

Total Patient Hours/1000
 Total Patient Hours in Seclusion
 Rate of Seclusion Use**
 Nationwide Rate**

Jan - Mar 2020

106.44

0

0

0.51

Apr - Jun 2020

90.02

9.97

0.11

0.39

Jul - Sep 2020

112.46

5.35

0.05

0.71


Oct - Dec 2020

89.11

3.38

0.04

0.56

Measure	Hospital Results	Nationwide Top 10% Scored at Least	Average Rate	Statewide Top 10% Scored at Least	Average Rate		
Hours of Seclusion Use Older Adults Age 65 and Older Read More See Quarterly Results	 3 0.70 (16 Total Hours in Seclusion)	Nationwide Statewide	Top 10% Scored at Least	N/A	0.08	Average Rate	N/A 0.02

Quarterly Measure Results

Total Patient Hours/1000
Total Patient Hours in Seclusion
Rate of Seclusion Use**
Nationwide Rate**

Jan - Mar 2020

5.16
2.27
0.44
0.09

Apr - Jun 2020

3.12
0
0
0.12

Jul - Sep 2020

5.14
0
0
0.06

Oct - Dec 2020

9.91
14.08
1.42
0.05