



[Skip to main content](#)

Organizations that have achieved  
The Gold Seal of Approval® from  
The Joint Commission®



# Quality Report







# Millwood Hospital LP

HCO ID: 1817  
1011 North Cooper Street  
Arlington, TX, 76011  
(817) 261-3121  
[www.millwoodhospital.com](http://www.millwoodhospital.com)

## Summary of Quality Information

### Accreditation Programs

#### [View Accreditation History](#)

	Accreditation Decision	Effective Date	Last Full Survey Date	Last On-Site Survey Date
 <a href="#">Behavioral Health Care and Human Services</a>	<a href="#">Accredited</a>	9/29/2022	9/28/2022	9/28/2022
 <a href="#">Hospital</a>	<a href="#">Accredited</a>	10/5/2023	10/4/2022	1/30/2024

### Sites

#### Excel Center of Arlington

1105 N. Cooper Street, Arlington, TX  
Arlington, TX, 76011

#### Available Services

- Behavioral Health (Day Programs - Adult )
- Behavioral Health (Partial Hospitalization - Adult )
- Family Support (Non 24 Hour Care )
- Peer Support (Non 24 Hour Care )

#### Excel Center of Lewisville

401 N. Valley Parkway, Suite 100 and 200  
Lewisville, TX, 75067

#### Available Services

- Behavioral Health (Day Programs - Adult )
- Behavioral Health (Day Programs - Child/Youth )
- Behavioral Health (Partial Hospitalization - Adult )
- Behavioral Health (Partial Hospitalization - Child/Youth )

#### Millwood Hospital

DBA: Millwood Hospital  
1011 North Cooper Street  
Arlington, TX, 76011

## Available Services

- Behavioral Health (24-hour Acute Care/Crisis Stabilization - Adult )
- Behavioral Health (24-hour Acute Care/Crisis Stabilization - Child/Youth )
- Chemical Dependency (24-hour Acute Care/Crisis Stabilization - Adult )
- Chemical Dependency (24-hour Acute Care/Crisis Stabilization - Child/Youth )
- Chemical Dependency (Detox - Adult )
- Community Integration (Non 24 Hour Care )

## The Excel Center at Midtown

DBA: The Excel Center at Midtown

900 Jerome St, Suite 401

Fort Worth, TX, 76104

## Available Services

- Behavioral Health (Day Programs - Adult )
- Behavioral Health (Partial Hospitalization - Adult )
- Community Integration (Non 24 Hour Care )

## The Excel Center of Arlington

1111 North Cooper St.

Arlington, TX, 76011

## Available Services

- Behavioral Health (Day Programs - Child/Youth )
- Behavioral Health (Partial Hospitalization - Child/Youth )
- Community Integration (Non 24 Hour Care )

## The Excel Center of Fort Worth

1220 West Presidio







Fort Worth, TX, 76102

## Available Services

- Behavioral Health (Day Programs - Child/Youth )
- Behavioral Health (Partial Hospitalization - Child/Youth )
- Community Integration (Non 24 Hour Care )

## National Patient Safety Goals and National Quality Improvement Goals

### Symbol Key

-  This organization achieved the best possible results
-  This organization's performance is better than the target range/value
-  This organization's performance is similar to the target range/value
-  This organization's performance is worse than the target range/value
-  This measure is not applicable for this organization
-  Not displayed

### Measures Footnote Key

1. The measure or measure set was not reported.
2. The measure set does not have an overall result.
3. The number is not enough for comparison purposes.
4. The measure meets the Privacy Disclosure Threshold rule.
5. The organization scored above 90% but was below most other organizations.
6. The measure results are not statistically valid.
7. The measure results are based on a sample of patients.
8. The number of months with measure data is below the reporting requirement.
9. The measure results are temporarily suppressed pending resubmission of updated data.
10. Test Measure: a measure being evaluated for reliability of the individual data elements or awaiting National Quality Forum Endorsement.
11. There were no eligible patients that met the denominator criteria.
12. The measure rate is within optimal range.

\* This information can also be viewed at [Hospital Compare](#).

\*\* Indicates per 1000 hours of patient care.

\*\*\* The measure was not in effect for this quarter.

---- Null value or data not displayed.

<b>Behavioral Health Care and Human Services</b>	<a href="#">2022 National Patient Safety Goals</a>	Nationwide Comparison: 	Statewide Comparison: 
<b>Hospital</b>	<a href="#">2023 National Patient Safety Goals</a>	Nationwide Comparison: 	Statewide Comparison: 
Reporting Period: January 2022 - December 2022			
<a href="#">National Quality Improvement Goals:</a>			
	<a href="#">Hospital-Based Inpatient Psychiatric Services</a>	National Comparison:  <sup>2</sup>	Statewide Comparison:  <sup>2</sup>

### [New Changes to Quarterly Measure](#)

[Download Quarterly Measure Results](#)

\* State results are not calculated for the National Patient Safety Goals.