



Organizations that have achieved  
The Gold Seal of Approval® from  
The Joint Commission®



# Quality Report





# University of California San Diego Medical Center

HCO ID: 10071  
200 West Arbor Drive  
San Diego, CA, 92103-8949  
(619) 543-3957  
<https://health.ucsd.edu>

## Summary of Quality Information

### Accreditation Programs

#### [View Accreditation History](#)

|   |  |  |                                     |  |   |
|---|--|--|-------------------------------------|--|---|
|   | <u><a href="#">Behavioral Health Care and Human Services</a></u> | <b>Accreditation Decision</b><br><u><a href="#">Accredited</a></u> | <b>Effective Date</b><br>10/9/2019  | <b>Last Full Survey Date</b><br>10/8/2019  | <b>Last On-Site Survey Date</b><br>10/8/2019  |
|   | <u><a href="#">Home Care</a></u>                                 | <b>Accreditation Decision</b><br><u><a href="#">Accredited</a></u> | <b>Effective Date</b><br>10/11/2019 | <b>Last Full Survey Date</b><br>10/10/2019 | <b>Last On-Site Survey Date</b><br>10/10/2019 |
|  | <u><a href="#">Hospital</a></u>                                  | <b>Accreditation Decision</b><br><u><a href="#">Accredited</a></u> | <b>Effective Date</b><br>5/15/2021  | <b>Last Full Survey Date</b><br>10/11/2019 | <b>Last On-Site Survey Date</b><br>5/14/2021  |

## Advanced Certification Programs

### [View Certification History](#)



#### [Advanced Comprehensive Stroke Center](#)

##### Certification Decision

[Certification](#)

##### Effective Date

9/21/2019

##### Last Full Survey Date

6/17/2022

##### Last On-Site Survey Date

6/17/2022



#### [Chronic Kidney Disease](#)

##### Certification Decision

[Certification](#)

##### Effective Date

12/15/2021

##### Last Full Survey Date

12/14/2021

##### Last On-Site Survey Date

12/14/2021



#### [Ventricular Assist Device](#)

##### Certification Decision

[Certification](#)

##### Effective Date

4/22/2022

##### Last Full Survey Date

4/21/2022

##### Last On-Site Survey Date

4/21/2022

## Sites

### Koman Family Outpatient Pavilion

9400 Campus Point Drive  
La Jolla, CA, 92037

#### Available Services

- Administration of Blood Product (Outpatient )
- Administration of High Risk Medications (Outpatient )

- Anesthesia (Outpatient )
- Hazardous Medication Compounding (Outpatient )
- Outpatient Clinics (Outpatient )
- Perform Invasive Procedure (Outpatient )

### **Outpatient Services - Maternal Fetal Care at Sorrento Valley**

DBA: UC San Diego Maternal - Fetal Care and Genetics  
4910 Directors Place, Suite 200  
San Diego, CA, 92121

#### **Available Services**

- Administration of Blood Product (Outpatient )
- Outpatient Clinics (Outpatient )
- Perform Invasive Procedure (Outpatient )

#### **Other Clinics/Practices Located at This Site:**

- Sorrento Valley Maternal Fetal Care and Genetics

### **Radiation Oncology and PET/CT Scanner Center**

3960 Health Sciences Drive  
La Jolla, CA, 92093

#### **Available Services**

- Outpatient Clinics (Outpatient )

### **Regents UC UC San Diego Health Vascular &Endovas Office Surg**

4510 Executive Drive  
San Diego, CA, 92121

#### **Available Services**

- Anesthesia (Outpatient )
- Outpatient Clinics (Outpatient )
- Perform Invasive Procedure (Outpatient )

### **The Rebecca and John Moores UCSD Cancer Center**

3855 Health Sciences Drive  
La Jolla, CA, 92037

#### **Available Services**

- Administration of Blood Product (Outpatient )
- Administration of High Risk Medications (Outpatient )
- Anesthesia (Outpatient )
- Hazardous Medication Compounding (Outpatient )
- High Risk Sterile Medication Compounding (Outpatient )
- Outpatient Clinics (Outpatient )
- Perform Invasive Procedure (Outpatient )

### **UC San Diego Health Eating Disorders Center for Treatment Re**

4510 Executive Drive, Suite 315  
San Diego, CA, 92121

#### **Available Services**

- Eating Disorders
- Eating Disorders
- Eating Disorders (Day Programs - Adult )
- Eating Disorders (Day Programs - Child/Youth )
- Eating Disorders (Partial Hospitalization - Adult )
- Eating Disorders (Partial Hospitalization - Child/Youth )
- Family Support (Non 24 Hour Care )
- Peer Support (Non 24 Hour Care )

## **UC San Diego Health System - Encinitas Cancer Services**

1200 Garden View Road, Suite 200/210  
Encinitas, CA, 92024

### **Available Services**

- Administration of Blood Product (Outpatient )
- Administration of High Risk Medications (Outpatient )
- Hazardous Medication Compounding (Outpatient )
- Outpatient Clinics (Outpatient )

## **UCSD Home Infusion and Specialty Pharmacy**

9610 Ridgehaven Court, Suite A  
San Diego, CA, 92123

### **Available Services**

- Durable Medical Equipment
- Enteral Equipment and/or Supplies
- Enteral Nutrients
- External Infusion Pump Supplies
- External Infusion Pumps
- Freestanding Ambulatory Infusion Services
- Hazardous Medication Compounding
- Home Health, Non-Hospice Services
- Infusion Nursing
- Infusion Pharmacy
- Parenteral Equipment and/or Supplies
- Parenteral Nutrients
- Pharmacy, Clinical Consulting Services
- Pharmacy/Dispensary, General Services
- Specialty Pharmacy
- Sterile Medication Compounding
- Supplies

## **UCSD Hyperbaric Medicine and Wound Healing Center**

477 North El Camino Real, D-204  
Encinitas, CA, 92024

### **Available Services**

- Outpatient Clinics (Outpatient )

## **UCSD Medical Center - Hillcrest**

200 West Arbor Drive  
San Diego, CA, 92103-8949

### **Available Services**



- Behavioral Health (24-hour Acute Care/Crisis Stabilization - Adult )
- Burn Unit (Inpatient )
- Cardiac Catheterization Lab (Surgical Services )
- Cardiac Surgery (Surgical Services )
- Cardiothoracic Surgery (Surgical Services )
- Coronary Care Unit (Inpatient )
- CT Scanner (Imaging/Diagnostic Services )
- Dialysis Unit (Inpatient )
- Ear/Nose/Throat Surgery (Surgical Services )
- EEG/EKG/EMG Lab (Imaging/Diagnostic Services )
- Gastroenterology (Surgical Services )
- GI or Endoscopy Lab (Imaging/Diagnostic Services )
- Gynecological Surgery (Surgical Services )
- Gynecology (Inpatient )
- Hazardous Medication Compounding (Inpatient )
- Inpatient Unit (Inpatient )
- Interventional Radiology (Imaging/Diagnostic Services )
- Labor & Delivery (Inpatient )
- Magnetic Resonance Imaging (Imaging/Diagnostic Services )
- Medical /Surgical Unit (Inpatient )
- Medical ICU (Intensive Care Unit )
- Neuro/Spine ICU (Intensive Care Unit )
- Neuro/Spine Unit (Inpatient )
- Neurosurgery (Surgical Services )
- Non-Sterile Medication Compounding (Inpatient )
- Normal Newborn Nursery (Inpatient )
- Nuclear Medicine (Imaging/Diagnostic Services )
- Ophthalmology (Surgical Services )
- Orthopedic Surgery (Surgical Services )
- Orthopedic/Spine Unit (Inpatient )
- Outpatient Clinics (Outpatient )
- Peer Support (Non 24 Hour Care )
- Plastic Surgery (Surgical Services )
- Post Anesthesia Care Unit (PACU) (Inpatient )
- Sterile Medication Compounding (Inpatient )
- Surgical ICU (Intensive Care Unit )
- Surgical Unit (Inpatient )
- Teleradiology (Imaging/Diagnostic Services )
- Thoracic Surgery (Surgical Services )
- Transplant Surgery (Surgical Services )
- Ultrasound (Imaging/Diagnostic Services )
- Urology (Surgical Services )
- Vascular Surgery (Surgical Services )

## **Certification Programs**

- Advanced Comprehensive Stroke Center

## **UCSD Medical Center - La Jolla**

DBA: Jacobs Medical Center and Sulpizio Cardiovascular Center  
 9300 Campus Point Drive  
 La Jolla, CA, 92037

## **Available Services**

- Cardiac Catheterization Lab (Surgical Services )
- Cardiac Surgery (Surgical Services )
- Cardiothoracic Surgery (Surgical Services )

- Cardiovascular Unit (Inpatient )
- Coronary Care Unit (Inpatient )
- CT Scanner (Imaging/Diagnostic Services )
- Ear/Nose/Throat Surgery (Surgical Services )
- EEG/EKG/EMG Lab (Imaging/Diagnostic Services )
- Gastroenterology (Surgical Services )
- GI or Endoscopy Lab (Imaging/Diagnostic Services )
- Gynecological Surgery (Surgical Services )
- Gynecology (Inpatient )
- Hazardous Medication Compounding (Inpatient )
- Hematology/Oncology Unit (Inpatient )
- Inpatient Unit (Inpatient )
- Interventional Radiology (Imaging/Diagnostic Services )
- Labor & Delivery (Inpatient )
- Magnetic Resonance Imaging (Imaging/Diagnostic Services )
- Medical /Surgical Unit (Inpatient )
- Medical ICU (Intensive Care Unit )
- Neuro/Spine ICU (Intensive Care Unit )
- Neurosurgery (Surgical Services )
- Non-Sterile Medication Compounding (Inpatient )
- Normal Newborn Nursery (Inpatient )
- Nuclear Medicine (Imaging/Diagnostic Services )
- Orthopedic Surgery (Surgical Services )
- Outpatient Clinics (Outpatient )
- Plastic Surgery (Surgical Services )
- Post Anesthesia Care Unit (PACU) (Inpatient )
- Sterile Medication Compounding (Inpatient )
- Surgical ICU (Intensive Care Unit )
- Surgical Unit (Inpatient )
- Teleradiology (Imaging/Diagnostic Services )
- Thoracic Surgery (Surgical Services )
- Transplant Surgery (Surgical Services )
- Ultrasound (Imaging/Diagnostic Services )
- Urology (Surgical Services )
- Vascular Surgery (Surgical Services )

### **Certification Programs**

- Advanced Comprehensive Stroke Center
- Ventricular Assist Device

### **UCSD Medical Offices South**

4168 Front Street  
San Diego, CA, 92103

### **Available Services**

- Outpatient Clinics (Outpatient )

### **Certification Programs**

- Chronic Kidney Disease

### **UCSD Senior Behavioral Health Intensive Outpatient Program**

DBA: UCSD Senior Behavioral Health Intensive Outpatient Program  
410 Dickinson Street, Ste. 100  
San Diego, CA, 92103

## Available Services

- Behavioral Health (Non 24 Hour Care - Adult )
- Community Integration (Non 24 Hour Care )
- Family Support (Non 24 Hour Care )

## University of California Shiley Eye Center

9415 Campus Point Drive, 3rd Floor  
La Jolla, CA, 92037

## Available Services

- Ambulatory Surgery Center (Outpatient )
- Anesthesia (Outpatient )

## Special Quality Awards

*Due to our commitment to accurate data reporting, The Joint Commission is suspending the practice of updating Special Quality Awards until further notice*

- **2015** Metabolic and Bariatric Surgery Accreditation and Quality Improvement Program
- **2012** Silver - The Medal of Honor for Organ Donation
- **2010** Silver - The Medal of Honor for Organ Donation







## Cooperative Agreements

**Hospital** - Accredited by [American College of Surgeons-Commission on Cancer \(ACoS-COC\)](#)

**Laboratory** - Accredited by [American Society for Histocompatibility and Immunogenetics \(ASHI\)](#)

## National Patient Safety Goals and National Quality Improvement Goals

### Symbol Key

-  This organization achieved the best possible results
-  This organization's performance is above the target range/value
-  This organization's performance is similar to the target range/value
-  This organization's performance is below the target range/value
-  This measure is not applicable for this organization
-  Not displayed

### Measures Footnote Key



1. The measure or measure set was not reported.
2. The measure set does not have an overall result.
3. The number is not enough for comparison purposes.
4. The measure meets the Privacy Disclosure Threshold rule.
5. The organization scored above 90% but was below most other organizations.
6. The measure results are not statistically valid.
7. The measure results are based on a sample of patients.
8. The number of months with measure data is below the reporting requirement.
9. The measure results are temporarily suppressed pending resubmission of updated data.
10. Test Measure: a measure being evaluated for reliability of the individual data elements or awaiting National Quality Forum Endorsement.
11. There were no eligible patients that met the denominator criteria.

The Joint Commission only reports measures endorsed by the [National Quality Forum](#).

\* This information can also be viewed at [Hospital Compare](#).

\*\* Indicates per 1000 hours of patient care.

\*\*\* The measure was not in effect for this quarter.

---- Null value or data not displayed.

|  |  |  |   |
|--|--|--|---|
| <b>Behavioral Health Care and Human Services</b> | <a href="#">2019 National Patient Safety Goals</a>   | Nationwide Comparison:<br>✔              | Statewide Comparison:<br>N/A              |
| <b>Home Care</b>                                 | <a href="#">2019 National Patient Safety Goals</a>   | Nationwide Comparison:<br>✔              | Statewide Comparison:<br>N/A              |
| <b>Hospital</b>                                  | <a href="#">2021 National Patient Safety Goals</a>   | Nationwide Comparison:<br>✔              | Statewide Comparison:<br>N/A              |
|  | Reporting Period: April 2020 - March 2021<br><a href="#">National Quality Improvement Goals:</a> |  |   |
|  | <a href="#">Perinatal Care</a>   | National Comparison:<br>N/D <sup>2</sup> | Statewide Comparison:<br>N/D <sup>2</sup> |

## [New Changes to Quarterly Measure](#)

### [Download Quarterly Measure Results](#)

The Joint Commission only reports measures endorsed by the [National Quality Forum](#).

\* State results are not calculated for the National Patient Safety Goals.

## National Quality Improvement Goals:

# University of California San Diego Medical Center

HCO ID: 10071  
 200 West Arbor Drive  
 San Diego , CA, 92103-8949

| Measure Area   | Nationwide | Statewide |
|--|------------|-----------|
| Perinatal Care Compared to Other Joint Commission Accredited Organizations | 2          | 2         |

| Measure   | Hospital Results           | Nationwide Top 10% Scored at Least | Average Rate            | Statewide Top 10% Scored at Least | Average Rate |
|---|----------------------------|------------------------------------|-------------------------|-----------------------------------|--------------|
| Elective Delivery<br><a href="#">Read More</a><br><a href="#">See Quarterly Results</a> | 0% of 41 Eligible Patients | Nationwide Statewide               | Top 10% Scored at Least | 0%                                | 2%           |

## Quarterly Measure Results

Number of Eligible Patients  
 Rate

Nationwide Average

**Apr - Jun 2020**

41

0%

2%

**Jul - Sep 2020**

41

0%

2%

**Oct - Dec 2020**

41

0%

2%

**Jan - Mar 2021**

41

0%

3%

| Measure  | Hospital Results             | Nationwide Top 10% Scored at Least | Average Rate            | Statewide Top 10% Scored at Least | Average Rate |              |         |
|--|------------------------------|------------------------------------|-------------------------|-----------------------------------|--------------|--------------|---------|
| Cesarean Birth<br><a href="#">Read More</a><br><a href="#">See Quarterly Results</a> | ⊕<br>0% of Eligible Patients | Nationwide Statewide               | Top 10% Scored at Least | 16%                               | 25%          | Average Rate | 16% 23% |

## Quarterly Measure Results

Number of Eligible Patients

Rate

Nationwide Average

**Apr - Jun 2020**

1

1

25%

**Jul - Sep 2020**

1

1

25%

**Oct - Dec 2020**

1

1

26%

**Jan - Mar 2021**

1

1

25%

| Measure   | Hospital Results                  | Nationwide Top 10% Scored at Least | Average Rate            | Statewide Top 10% Scored at Least | Average Rate |              |         |
|---|-----------------------------------|------------------------------------|-------------------------|-----------------------------------|--------------|--------------|---------|
| Exclusive Breast Milk Feeding<br><a href="#">Read More</a><br><a href="#">See Quarterly Results</a> | ⊕<br>83% of 366 Eligible Patients | Nationwide Statewide               | Top 10% Scored at Least | 71%                               | 50%          | Average Rate | 80% 62% |

## Quarterly Measure Results

Number of Eligible Patients

Rate

Nationwide Average

**Apr - Jun 2020**

366

78%

53%

**Jul - Sep 2020**

366

84%

50%

**Oct - Dec 2020**

366

84%

49%

**Jan - Mar 2021**

366

87%

49%

| Measure  | Hospital Results   | Nationwide Top 10% Scored at Least | Average Rate            | Statewide Top 10% Scored at Least | Average Rate | Average Rate |         |
|--|--|------------------------------------|-------------------------|-----------------------------------|--------------|--------------|---------|
| Unexpected Complications in Term Newborns per 1000 livebirths - Overall Rate<br><a href="#">Read More</a><br><a href="#">See Quarterly Results</a> | <br>38% of 2864 Eligible Patients | Nationwide Statewide               | Top 10% Scored at Least | 15%                               | 31%          | Average Rate | 13% 28% |

## Quarterly Measure Results

Number of Eligible Patients

Rate

Nationwide Average

**Apr - Jun 2020**

2864

36%

30%

**Jul - Sep 2020**

2864

27%

31%

**Oct - Dec 2020**

2864

45%

31%

**Jan - Mar 2021**

2864

43%

31%

| Measure   | Hospital Results              | Nationwide Top 10% Scored at Least | Average Rate            | Statewide Top 10% Scored at Least | Average Rate |              |        |
|---|-------------------------------|------------------------------------|-------------------------|-----------------------------------|--------------|--------------|--------|
| Unexpected Complications in Term Newborns per 1000 livebirths - Severe Rate<br><a href="#">Read More</a><br><a href="#">See Quarterly Results</a> | 12% of 2864 Eligible Patients | Nationwide Statewide               | Top 10% Scored at Least | 5%                                | 13%          | Average Rate | 5% 14% |

## Quarterly Measure Results

Number of Eligible Patients

Rate

Nationwide Average

**Apr - Jun 2020**

2864

6%

13%

**Jul - Sep 2020**

2864

8%

13%

**Oct - Dec 2020**

2864

20%

13%

**Jan - Mar 2021**

2864

12%

13%

| Measure   | Hospital Results                   | Nationwide Top 10% Scored at Least | Average Rate            | Statewide Top 10% Scored at Least | Average Rate | Average Rate |        |
|---|------------------------------------|------------------------------------|-------------------------|-----------------------------------|--------------|--------------|--------|
| Unexpected Complications in Term Newborns per 1000 livebirths - Moderate Rate<br><a href="#">Read More</a><br><a href="#">See Quarterly Results</a> | ⊕<br>26% of 2864 Eligible Patients | Nationwide Statewide               | Top 10% Scored at Least | 2%                                | 18%          | Average Rate | 0% 14% |



## Quarterly Measure Results

Number of Eligible Patients

Rate

Nationwide Average

**Apr - Jun 2020**

2864

30%

17%

**Jul - Sep 2020**

2864

19%

18%

**Oct - Dec 2020**

2864

25%

18%

**Jan - Mar 2021**

2864

31%

18%