



Organizations that have achieved
The Gold Seal of Approval® from
The Joint Commission®



Quality Report



Pascack Valley Health System, LLC



DBA: HMH Pascack Valley Medical Center
HCO ID: 537202
250 Old Hook Road
Westwood, NJ, 07675
(201) 383-1035
www.hackensackumcpv.com

Summary of Quality Information

Accreditation Programs

[View Accreditation History](#)



Accreditation Decision	Effective Date	Last Full Survey Date	Last On-Site Survey Date
Hospital Accredited	7/21/2022	7/20/2022	7/20/2022

Advanced Certification Programs

[View Certification History](#)



[Primary Stroke Center](#)

Certification Decision

[Certification](#)

Effective Date

10/2/2021

Last Full Survey Date

10/1/2021

Last On-Site Survey Date

10/1/2021

Core Certification Programs



Joint Replacement - Hip

Certification Decision

[Certification](#)

Effective Date

9/20/2022

Last Full Survey Date

9/19/2022

Last On-Site Survey Date

9/19/2022



Joint Replacement - Knee

Certification Decision

[Certification](#)

Effective Date

9/20/2022

Last Full Survey Date

9/19/2022

Last On-Site Survey Date

9/19/2022



Sepsis

Certification Decision

[Certification](#)

Effective Date

10/26/2022

Last Full Survey Date

10/25/2022

Last On-Site Survey Date

10/25/2022

Sites

Pascack Valley Hospital, LLC

DBA: Hackensack Meridian Health Pascack Valley Medical Center

250 Old Hook Road

Westwood, NJ, 07675

Available Services

- CT Scanner (Imaging/Diagnostic Services)
- Ear/Nose/Throat Surgery (Surgical Services)

- EEG/EKG/EMG Lab (Imaging/Diagnostic Services)
- Gastroenterology (Surgical Services)
- GI or Endoscopy Lab (Imaging/Diagnostic Services)
- Gynecological Surgery (Surgical Services)
- Gynecology (Inpatient)
- Inpatient Unit (Inpatient)
- Interventional Radiology (Imaging/Diagnostic Services)
- Labor & Delivery (Inpatient)
- Magnetic Resonance Imaging (Imaging/Diagnostic Services)
- Medical /Surgical Unit (Inpatient)
- Medical ICU (Intensive Care Unit)
- Neurosurgery (Surgical Services)
- Normal Newborn Nursery (Inpatient)
- Nuclear Medicine (Imaging/Diagnostic Services)
- Ophthalmology (Surgical Services)
- Orthopedic Surgery (Surgical Services)
- Orthopedic/Spine Unit (Inpatient)
- Outpatient Clinics (Outpatient)
- Plastic Surgery (Surgical Services)
- Post Anesthesia Care Unit (PACU) (Inpatient)
- Sleep Laboratory (Sleep Laboratory)
- Sterile Medication Compounding (Inpatient)
- Surgical Unit (Inpatient)
- Thoracic Surgery (Surgical Services)
- Ultrasound (Imaging/Diagnostic Services)
- Urology (Surgical Services)
- Vascular Surgery (Surgical Services)

Certification Programs







- Joint Replacement - Hip
- Joint Replacement - Knee
- Primary Stroke Center
- Sepsis

Other Clinics/Practices Located at This Site:

- Wound Care Center

National Patient Safety Goals and National Quality Improvement Goals

Symbol Key

-  This organization achieved the best possible results
-  This organization's performance is above the target range/value
-  This organization's performance is similar to the target range/value
-  This organization's performance is below the target range/value
-  This measure is not applicable for this organization
-  Not displayed

Measures Footnote Key

1. The measure or measure set was not reported.
2. The measure set does not have an overall result.

3. The number is not enough for comparison purposes.
4. The measure meets the Privacy Disclosure Threshold rule.
5. The organization scored above 90% but was below most other organizations.
6. The measure results are not statistically valid.
7. The measure results are based on a sample of patients.
8. The number of months with measure data is below the reporting requirement.
9. The measure results are temporarily suppressed pending resubmission of updated data.
10. Test Measure: a measure being evaluated for reliability of the individual data elements or awaiting National Quality Forum Endorsement.
11. There were no eligible patients that met the denominator criteria.





The Joint Commission only reports measures endorsed by the [National Quality Forum](#).

* This information can also be viewed at [Hospital Compare](#).

** Indicates per 1000 hours of patient care.

*** The measure was not in effect for this quarter.

---- Null value or data not displayed.

Hospital	2022 National Patient Safety Goals	Nationwide Comparison: 	Statewide Comparison: 
	<p>Reporting Period: April 2020 - March 2021</p> <p>National Quality Improvement Goals:</p> <p>Perinatal Care</p>	<p>National Comparison:  2</p>	<p>Statewide Comparison:  2</p>

[New Changes to Quarterly Measure](#)



[Download Quarterly Measure Results](#)

* State results are not calculated for the National Patient Safety Goals.

National Quality Improvement Goals:

Pascack Valley Health System, LLC

HCO ID: 537202
 250 Old Hook Road
 Westwood , NJ, 07675

Measure Area	Nationwide	Statewide
Perinatal Care Compared to Other Joint Commission Read More Accredited Organizations	 2	 2

Measure	Hospital Results	Nationwide Top 10% Scored at Least	Average Rate	Statewide Top 10% Scored at Least	Average Rate		
Elective Delivery Read More See Quarterly Results	✔ 2% of 138 Eligible Patients	Nationwide Statewide	Top 10% Scored at Least	0%	2%	Average Rate	0% 2%

Quarterly Measure Results

Number of Eligible Patients

Rate

Nationwide Average

Apr - Jun 2020

138

0%

2%

Jul - Sep 2020

138

6%

2%

Oct - Dec 2020

138

3%

2%

Jan - Mar 2021

138

0%

3%

Measure	Hospital Results	Nationwide Top 10% Scored at Least	Average Rate	Statewide Top 10% Scored at Least	Average Rate		
Cesarean Birth Read More See Quarterly Results	⊕ 0% of Eligible Patients	Nationwide Statewide	Top 10% Scored at Least	16%	25%	Average Rate	18% 23%

Quarterly Measure Results

Number of Eligible Patients

Rate

Nationwide Average

Apr - Jun 2020

1

1

25%

Jul - Sep 2020

1

1

25%

Oct - Dec 2020

1

1

26%

Jan - Mar 2021

1

1

25%

Measure	Hospital Results	Nationwide Top 10% Scored at Least	Average Rate	Statewide Top 10% Scored at Least	Average Rate		
Exclusive Breast Milk Feeding Read More See Quarterly Results	51% of 1196 Eligible Patients	Nationwide Statewide	Top 10% Scored at Least	71%	50%	Average Rate	51% 43%

Quarterly Measure Results

Number of Eligible Patients

Rate

Nationwide Average

Apr - Jun 2020

1196

53%

53%

Jul - Sep 2020

1196

54%

50%

Oct - Dec 2020

1196

52%

49%

Jan - Mar 2021

1196

42%

49%

Measure	Hospital Results	Nationwide Top 10% Scored at Least	Average Rate	Statewide Top 10% Scored at Least	Average Rate	Average Rate	
Unexpected Complications in Term Newborns per 1000 livebirths - Overall Rate	 21% of 1223 Eligible Patients	Nationwide Statewide	Top 10% Scored at Least	15%	31%	Average Rate	13% 29%
Read More See Quarterly Results							

Quarterly Measure Results

Number of Eligible Patients

Rate

Nationwide Average

Apr - Jun 2020

1223

17%

30%

Jul - Sep 2020

1223

18%

31%

Oct - Dec 2020

1223

23%

31%

Jan - Mar 2021

1223

28%

31%

Measure	Hospital Results	Nationwide Top 10% Scored at Least	Average Rate	Statewide Top 10% Scored at Least	Average Rate	Average Rate	
Unexpected Complications in Term Newborns per 1000 livebirths - Severe Rate	11% of 1223 Eligible Patients	Nationwide Statewide	Top 10% Scored at Least	5%	13%	Average Rate	3% 10%
Read More							
See Quarterly Results							

Quarterly Measure Results

Number of Eligible Patients

Rate

Nationwide Average

Apr - Jun 2020

1223

14%

13%

Jul - Sep 2020

1223

6%

13%

Oct - Dec 2020

1223

7%


13%

Jan - Mar 2021

1223

20%

13%

Measure	Hospital Results	Nationwide Top 10% Scored at Least	Average Rate	Statewide Top 10% Scored at Least	Average Rate		
Unexpected Complications in Term Newborns per 1000 livebirths - Moderate Rate	 10% of 1223 Eligible Patients	Nationwide Statewide	Top 10% Scored at Least	2%	18%	Average Rate	4% 18%
Read More See Quarterly Results							

Quarterly Measure Results

Number of Eligible Patients

Rate

Nationwide Average

Apr - Jun 2020

1223

3%

17%

Jul - Sep 2020

1223

12%

18%

Oct - Dec 2020

1223

17%

18%

Jan - Mar 2021

1223

8%

18%