



Organizations that have achieved
The Gold Seal of Approval® from
The Joint Commission®



Quality Report






Desert Parkway Behavioral Healthcare Hospital, LLC

HCO ID: 551404
3247 South Maryland Parkway
Las Vegas, NV, 89109
(702) 776-3500
www.desertparkway.com

Summary of Quality Information

Accreditation Programs

[View Accreditation History](#)

	Behavioral Health Care and Human Services	Accreditation Decision Accredited	Effective Date 10/23/2019	Last Full Survey Date 10/22/2019	Last On-Site Survey Date 10/22/2019
	Hospital	Accreditation Decision Accredited	Effective Date 10/26/2019	Last Full Survey Date 10/25/2019	Last On-Site Survey Date 10/25/2019

Sites

Desert Parkway Behavioral Healthcare Hospital, LLC

3237 South Maryland Parkway
Las Vegas, NV, 89109

Available Services

- Addiction Services
- Addiction Services (Non-detox - Adult)
- Behavioral Health (Day Programs - Adult)
- Behavioral Health (Day Programs - Child/Youth)
- Behavioral Health (Partial Hospitalization - Adult)
- Behavioral Health (Partial Hospitalization - Child/Youth)
- Chemical Dependency (Day Programs - Adult)
- Chemical Dependency (Partial Hospitalization - Adult)
- Chemical Dependency (Non-detox - Adult)
- Peer Support (Non 24 Hour Care)

Desert Parkway Behavioral Healthcare Hospital, LLC







3247 South Maryland Parkway
Las Vegas, NV, 89109

Available Services

- Behavioral Health (24-hour Acute Care/Crisis Stabilization - Adult)
- Behavioral Health (24-hour Acute Care/Crisis Stabilization - Child/Youth)
- Chemical Dependency (24-hour Acute Care/Crisis Stabilization - Adult)
- Chemical Dependency (24-hour Acute Care/Crisis Stabilization - Child/Youth)
- Chemical Dependency (Detox/Non-detox - Adult)
- Peer Support (Non 24 Hour Care)

National Patient Safety Goals and National Quality Improvement Goals

Symbol Key

-  This organization achieved the best possible results
-  This organization's performance is above the target range/value
-  This organization's performance is similar to the target range/value
-  This organization's performance is below the target range/value
-  This measure is not applicable for this organization
-  Not displayed

Measures Footnote Key

1. The measure or measure set was not reported.
2. The measure set does not have an overall result.
3. The number is not enough for comparison purposes.
4. The measure meets the Privacy Disclosure Threshold rule.
5. The organization scored above 90% but was below most other organizations.
6. The measure results are not statistically valid.
7. The measure results are based on a sample of patients.
8. The number of months with measure data is below the reporting requirement.
9. The measure results are temporarily suppressed pending resubmission of updated data.
10. Test Measure: a measure being evaluated for reliability of the individual data elements or awaiting National Quality Forum Endorsement.
11. There were no eligible patients that met the denominator criteria.

The Joint Commission only reports measures endorsed by the [National Quality Forum](#).

* This information can also be viewed at [Hospital Compare](#).

** Indicates per 1000 hours of patient care.

*** The measure was not in effect for this quarter.

---- Null value or data not displayed.

Hospital	2019 National Patient Safety Goals	Nationwide Comparison:	Statewide Comparison:
Behavioral Health Care and Human Services	2019 National Patient Safety Goals	Nationwide Comparison:	Statewide Comparison:
<p>Reporting Period: January 2020 - December 2020</p> <p>National Quality Improvement Goals:</p>			
	Hospital-Based Inpatient Psychiatric Services	National Comparison: 2	Statewide Comparison: 2

[New Changes to Quarterly Measure](#)

[Download Quarterly Measure Results](#)

The Joint Commission only reports measures endorsed by the [National Quality Forum](#).

* State results are not calculated for the National Patient Safety Goals.

National Quality Improvement Goals:

Desert Parkway Behavioral Healthcare Hospital, LLC

HCO ID: 551404
 3247 South Maryland Parkway
 Las Vegas , NV, 89109

Measure Area	Nationwide	Statewide
Hospital-Based Inpatient Psychiatric Services Compared to Other Joint Commission Accredited Organizations	2	2
Read More		

Measure	Hospital Results	Nationwide		Statewide			
		Top 10% Scored at Least	Average Rate	Top 10% Scored at Least	Average Rate		
Assessment of violence risk, substance use disorder, trauma and patient strengths completed - Overall Rate	99% of 950 Eligible Patients	Nationwide Statewide	Top 10% Scored at Least	100%	96%	Average Rate	100% 96%
Read More							
See Quarterly Results							

Quarterly Measure Results

Number of Eligible Patients

Rate

Nationwide Average

Jan - Mar 2020

950

100%

96%

Apr - Jun 2020

950

99%

96%

Jul - Sep 2020

950

100%

95%

Oct - Dec 2020

950

100%

95%

Measure	Hospital Results	Nationwide Top 10% Scored at Least	Average Rate	Statewide Top 10% Scored at Least	Average Rate	Average Rate	_____3_____3
Assessment of violence risk, substance use disorder, trauma and patient strengths completed - Children (1-12 years) Read More See Quarterly Results	 99% of 155 Eligible Patients	Nationwide Statewide	Top 10% Scored at Least	100%	97%	Average Rate	_____3_____3

Quarterly Measure Results

Number of Eligible Patients

Rate

Nationwide Average

Jan - Mar 2020

155

98%

96%

Apr - Jun 2020

155

97%

97%

Jul - Sep 2020

155

100%

97%

Oct - Dec 2020

155

100%

97%

Measure	Hospital Results	Nationwide Top 10% Scored at Least	Average Rate	Statewide Top 10% Scored at Least	Average Rate	Average Rate	_____3_____3
Assessment of violence risk, substance use disorder, trauma and patient strengths completed - Adolescent (13-17 years)	 99% of 179 Eligible Patients	Nationwide Statewide	Top 10% Scored at Least	100%	97%	Average Rate	_____3_____3
Read More See Quarterly Results							

Quarterly Measure Results

Number of Eligible Patients

Rate

Nationwide Average

Jan - Mar 2020

179

100%

97%

Apr - Jun 2020

179

100%

97%

Jul - Sep 2020

179

100%

96%

Oct - Dec 2020

179

98%

96%

Measure	Hospital Results	Nationwide Top 10% Scored at Least	Average Rate	Statewide Top 10% Scored at Least	Average Rate		
Assessment of violence risk, substance use disorder, trauma and patient strengths completed - Adult (18-64 years) Read More See Quarterly Results	 100% of 474 Eligible Patients	Nationwide Statewide	Top 10% Scored at Least	100%	95%	Average Rate	100% 96%

Quarterly Measure Results

Number of Eligible Patients

Rate

Nationwide Average

Jan - Mar 2020

474

100%

96%

Apr - Jun 2020

474

98%

96%

Jul - Sep 2020

474

100%

95%

Oct - Dec 2020

474

100%

95%

Measure	Hospital Results	Nationwide Top 10% Scored at Least	Average Rate	Statewide Top 10% Scored at Least	Average Rate		
Assessment of violence risk, substance use disorder, trauma and patient strengths completed - Older Adult (>= 65 years)	 100% of 142 Eligible Patients	Nationwide Statewide	Top 10% Scored at Least	100%	95%	Average Rate	_____3_____3
Read More							
See Quarterly Results							

Quarterly Measure Results

Number of Eligible Patients
Rate

Nationwide Average

Jan - Mar 2020

142
100%
96%

Apr - Jun 2020

142
100%
97%

Jul - Sep 2020

142
100%
94%

Oct - Dec 2020

142
100%
95%

Measure	Hospital Results	Nationwide Top 10% Scored at Least	Average Rate	Statewide Top 10% Scored at Least	Average Rate	Average Rate	Average Rate
Multiple Antipsychotic Medications at Discharge with Appropriate Justification Overall Rate Read More See Quarterly Results	 0% of 12 Eligible Patients	Nationwide Statewide	Top 10% Scored at Least	100%	62%	Average Rate	85% 60%

Quarterly Measure Results

Number of Eligible Patients

Rate

Nationwide Average

Jan - Mar 2020

12

0%

65%

Apr - Jun 2020

12

0%

64%

Jul - Sep 2020

12

0%

60%

Oct - Dec 2020

4

4

59%

Measure	Hospital Results	Nationwide Top 10% Scored at Least	Average Rate	Statewide Top 10% Scored at Least	Average Rate		
Multiple Antipsychotic Medications at Discharge with Appropriate Justification Children Age 1 - 12 Read More (No Quarterly Result are available)	ND 4 ----	Nationwide Statewide	Top 10% Scored at Least	100%	36%	Average Rate	____ 3 ____ 3

Quarterly Measure Results

Number of Eligible Patients
Rate

Nationwide Average

Jan - Mar 2020

____ 1

____ 1

____ 1

Apr - Jun 2020

____ 1

____ 1

____ 1

Jul - Sep 2020

____ 1

____ 1

____ 1

Oct - Dec 2020

____ 1

____ 1

____ 1

Measure	Hospital Results	Nationwide Top 10% Scored at Least	Average Rate	Statewide Top 10% Scored at Least	Average Rate		
Multiple Antipsychotic Medications at Discharge with Appropriate Justification Adolescents Age 13 - 17	 4 ----	Nationwide Statewide	Top 10% Scored at Least	100%	45%	Average Rate	____ 3 ____ 3
Read More (No Quarterly Result are available)							

Quarterly Measure Results

Number of Eligible Patients

Rate

Nationwide Average

Jan - Mar 2020

____ 1

____ 1

____ 1

Apr - Jun 2020

____ 1

____ 1

____ 1

Jul - Sep 2020

____ 1

____ 1

____ 1

Oct - Dec 2020

____ 1

____ 1

____ 1

Measure	Hospital Results	Nationwide Top 10% Scored at Least	Average Rate	Statewide Top 10% Scored at Least	Average Rate		
Multiple Antipsychotic Medications at Discharge with Appropriate Justification Adults Age 18 - 64 Read More See Quarterly Results	 0% of 10 Eligible Patients	Nationwide Statewide	Top 10% Scored at Least	100%	63%	Average Rate	78% 64%

Quarterly Measure Results

Number of Eligible Patients

Rate

Nationwide Average

Jan - Mar 2020

10

0%

66%

Apr - Jun 2020

10

0%

65%

Jul - Sep 2020

10

0%

61%

Oct - Dec 2020

4

4

60%

Measure	Hospital Results	Nationwide Top 10% Scored at Least	Average Rate	Statewide Top 10% Scored at Least	Average Rate		
Multiple Antipsychotic Medications at Discharge with Appropriate Justification Older Adults Age 65 and Older Read More (No Quarterly Result are available)	 3 ----	Nationwide Statewide	Top 10% Scored at Least	100%	63%	Average Rate	____ 3 ____ 3

Quarterly Measure Results

Number of Eligible Patients

Rate

Nationwide Average

Jan - Mar 2020

1

1

1

Apr - Jun 2020

1

1

1

Jul - Sep 2020

1

1


1

Oct - Dec 2020

1

1

1

Measure	Hospital Results	Nationwide Top 10% Scored at Least	Average Rate	Statewide Top 10% Scored at Least	Average Rate		
Hours of Physical Restraint Use per 1000 Patient Hours - Overall Rate	 0.02 (17 Total Hours in Restraints)	Nationwide Statewide	Top 10% Scored at Least	N/A	0.75	Average Rate	N/A 0.09
Read More See Quarterly Results							

Quarterly Measure Results

Total Patient Hours/1000
 Total Patient Hours in Restraint
 Rate of Restraint Use**
 Nationwide Rate**

Jan - Mar 2020

221.33
 4.38
 0.02
 0.56

Apr - Jun 2020

216.46
 2.12
 0.01
 0.55

Jul - Sep 2020

228.67
 6.23
 0.03
 0.91

Oct - Dec 2020

216.05
 4.00
 0.02
 0.93

Measure	Hospital Results	Nationwide Top 10% Scored at Least	Average Rate	Statewide Top 10% Scored at Least	Average Rate	
Hours of Physical Restraint Use Children Age 1 - 12 Read More See Quarterly Results	 0.04 (1 Total Hours in Restraints)	Nationwide Statewide	Top 10% Scored at Least	N/A	0.36	Average Rate _____3_____3

Quarterly Measure Results

Total Patient Hours/1000
 Total Patient Hours in Restraint
 Rate of Restraint Use**
 Nationwide Rate**

Jan - Mar 2020

9.31
 0.22
 0.02
 0.34

Apr - Jun 2020

6.29
 0.68
 0.11
 0.36

Jul - Sep 2020

6.79
 0.03
 0.01
 0.37

Oct - Dec 2020

9.07
 0.20
 0.02
 0.37

Measure	Hospital Results	Nationwide Top 10% Scored at Least	Average Rate	Statewide Top 10% Scored at Least	Average Rate	
Hours of Physical Restraint Use Adolescents Age 13 - 17 Read More See Quarterly Results	 0.08 (8 Total Hours in Restraints)	Nationwide Statewide	Top 10% Scored at Least	N/A	0.27	Average Rate _____3_____3

Quarterly Measure Results

Total Patient Hours/1000
 Total Patient Hours in Restraint
 Rate of Restraint Use**
 Nationwide Rate**

Jan - Mar 2020

23.26
 3.17
 0.14
 0.28

Apr - Jun 2020

23.69
 0.33
 0.01
 0.22

Jul - Sep 2020

26.42
 3.33
 0.13
 0.33

Oct - Dec 2020

24.53
 1.20
 0.05
 0.24

Measure	Hospital Results	Nationwide Top 10% Scored at Least	Average Rate	Statewide Top 10% Scored at Least	Average Rate		
Hours of Physical Restraint Use Adults Age 18 - 64 Read More See Quarterly Results	⊕ 0.01 (7 Total Hours in Restraints)	Nationwide Statewide	Top 10% Scored at Least	N/A	0.92	Average Rate	N/A 0.09

Quarterly Measure Results

Total Patient Hours/1000
 Total Patient Hours in Restraint
 Rate of Restraint Use**
 Nationwide Rate**

Jan - Mar 2020

178.49
 1.00
 0.01
 0.66

Apr - Jun 2020

178.61
 1.10
 0.01
 0.65

Jul - Sep 2020

183.02
 2.87
 0.02
 1.11

Oct - Dec 2020

167.52
 2.43
 0.01
 1.17

Measure	Hospital Results	Nationwide Top 10% Scored at Least	Average Rate	Statewide Top 10% Scored at Least	Average Rate	
Hours of Physical Restraint Use Older Adults Age 65 and Older Read More See Quarterly Results	 0.0 (0 Total Hours in Restraints)	Nationwide Statewide	Top 10% Scored at Least	N/A	0.08	Average Rate _____3_____3

Quarterly Measure Results

Total Patient Hours/1000
 Total Patient Hours in Restraint
 Rate of Restraint Use**
 Nationwide Rate**

Jan - Mar 2020

10.27
 0
 0
 0.08

Apr - Jun 2020

7.87
 0
 0
 0.10

Jul - Sep 2020

12.43
 0
 0
 0.09

Oct - Dec 2020

14.93
 0.17
 0.01
 0.06

Measure	Hospital Results	Nationwide Top 10% Scored at Least	Average Rate	Statewide Top 10% Scored at Least	Average Rate		
Hours of Seclusion Use per 1000 Patient Hours - Overall Rate Read More See Quarterly Results	⊕ 0.09 (83 Total Hours in Seclusion)	Nationwide Statewide	Top 10% Scored at Least	N/A	0.47	Average Rate	N/A 0.12

Quarterly Measure Results

Total Patient Hours/1000
 Total Patient Hours in Seclusion
 Rate of Seclusion Use**
 Nationwide Rate**

Jan - Mar 2020

221.33
 15.53
 0.07
 0.44

Apr - Jun 2020


216.46
 11.82
 0.05
 0.36

Jul - Sep 2020

228.67
 38.22
 0.17
 0.59

Oct - Dec 2020

216.05
 17.20
 0.08
 0.46

Measure	Hospital Results	Nationwide Top 10% Scored at Least	Average Rate	Statewide Top 10% Scored at Least	Average Rate	
Hours of Seclusion Use Children Age 1 - 12 Read More See Quarterly Results	 0.52 (16 Total Hours in Seclusion)	Nationwide Statewide	Top 10% Scored at Least	N/A	0.47	Average Rate _____3_____3

Quarterly Measure Results

Total Patient Hours/1000
 Total Patient Hours in Seclusion
 Rate of Seclusion Use**
 Nationwide Rate**

Jan - Mar 2020

9.31
 3.17
 0.34
 0.53

Apr - Jun 2020

6.29
 4.22
 0.67
 0.43

Jul - Sep 2020

6.79
 4.33
 0.64
 0.51

Oct - Dec 2020

9.07
 4.63
 0.51
 0.39

Measure	Hospital Results	Nationwide Top 10% Scored at Least	Average Rate	Statewide Top 10% Scored at Least	Average Rate	
Hours of Seclusion Use Adolescents Age 13 - 17 Read More See Quarterly Results	⊕ 0.11 (11 Total Hours in Seclusion)	Nationwide Statewide	Top 10% Scored at Least	N/A	0.21	Average Rate _____3_____3

Quarterly Measure Results

Total Patient Hours/1000
 Total Patient Hours in Seclusion
 Rate of Seclusion Use**
 Nationwide Rate**

Jan - Mar 2020

23.26
 5.65
 0.24
 0.19

Apr - Jun 2020

23.69
 0.77
 0.03
 0.28

Jul - Sep 2020

26.42
 1.47
 0.06
 0.24

Oct - Dec 2020

24.53
 3.30
 0.13
 0.17

Measure	Hospital Results	Nationwide Top 10% Scored at Least	Average Rate	Statewide Top 10% Scored at Least	Average Rate		
Hours of Seclusion Use Adults Age 18 - 64 Read More See Quarterly Results	0.08 (55 Total Hours in Seclusion)	Nationwide Statewide	Top 10% Scored at Least	N/A	0.55	Average Rate	N/A 0.11

Quarterly Measure Results

Total Patient Hours/1000
 Total Patient Hours in Seclusion
 Rate of Seclusion Use**
 Nationwide Rate**

Jan - Mar 2020

178.49
 6.72
 0.04
 0.51

Apr - Jun 2020

178.61
 6.83
 0.04
 0.39

Jul - Sep 2020

183.02
 32.42
 0.18
 0.71

Oct - Dec 2020

167.52
 9.27
 0.06
 0.56

Measure	Hospital Results	Nationwide Top 10% Scored at Least	Average Rate	Statewide Top 10% Scored at Least	Average Rate	
Hours of Seclusion Use Older Adults Age 65 and Older Read More See Quarterly Results	 0.0 (0 Total Hours in Seclusion)	Nationwide Statewide	Top 10% Scored at Least	N/A	0.08	Average Rate _____3_____3

Quarterly Measure Results

Total Patient Hours/1000
Total Patient Hours in Seclusion
Rate of Seclusion Use**
Nationwide Rate**

Jan - Mar 2020

10.27

0

0

0.09

Apr - Jun 2020

7.87

0

0

0.12

Jul - Sep 2020

12.43

0

0

0.06

Oct - Dec 2020

14.93

0

0

0.05