



Organizations that have achieved
The Gold Seal of Approval® from
The Joint Commission®



Quality Report





St. John's Pleasant Valley Hospital

HCO ID: 4664
2309 Antonio Avenue
Camarillo, CA, 93010
(805) 988-2750
stjohnshealth.org

Summary of Quality Information

Accreditation Programs

[View Accreditation History](#)



Laboratory	Accreditation Decision	Effective Date	Last Full Survey Date	Last On-Site Survey Date
	Accredited	2/14/2020	2/13/2020	2/13/2020

Sites

St. John's Pleasant Valley Hospital

2309 Antonio Avenue
Camarillo, CA, 93010

Available Services

- Cardiac Catheterization Lab (Surgical Services)
- CT Scanner (Imaging/Diagnostic Services)
- Ear/Nose/Throat Surgery (Surgical Services)
- EEG/EKG/EMG Lab (Imaging/Diagnostic Services)
- Gastroenterology (Surgical Services)
- Gynecological Surgery (Surgical Services)
- Hazardous Medication Compounding (Inpatient)
- Inpatient Unit (Inpatient)
- Interventional Radiology (Imaging/Diagnostic Services)
- Magnetic Resonance Imaging (Imaging/Diagnostic Services)
- Medical /Surgical Unit (Inpatient)
- Medical ICU (Intensive Care Unit)
- Ophthalmology (Surgical Services)
- Orthopedic Surgery (Surgical Services)
- Plastic Surgery (Surgical Services)
- Post Anesthesia Care Unit (PACU) (Inpatient)
- Sterile Medication Compounding (Inpatient)
- Ultrasound (Imaging/Diagnostic Services)
- Urology (Surgical Services)

St. John's Pleasant Valley Hospital

2309 Antonio Ave
Camarillo, CA, 93010

Available Services







- Other

Cooperative Agreements

Hospital - Accredited by [American College of Surgeons-Commission on Cancer \(ACoS-COC\)](#)

National Patient Safety Goals and National Quality Improvement Goals

Symbol Key

-  This organization achieved the best possible results
-  This organization's performance is above the target range/value
-  This organization's performance is similar to the target range/value
-  This organization's performance is below the target range/value
-  This measure is not applicable for this organization
-  Not displayed

Measures Footnote Key

1. The measure or measure set was not reported.
2. The measure set does not have an overall result.
3. The number is not enough for comparison purposes.
4. The measure meets the Privacy Disclosure Threshold rule.
5. The organization scored above 90% but was below most other organizations.
6. The measure results are not statistically valid.
7. The measure results are based on a sample of patients.
8. The number of months with measure data is below the reporting requirement.
9. The measure results are temporarily suppressed pending resubmission of updated data.
10. Test Measure: a measure being evaluated for reliability of the individual data elements or awaiting National Quality Forum Endorsement.
11. There were no eligible patients that met the denominator criteria.

The Joint Commission only reports measures endorsed by the [National Quality Forum](#).

* This information can also be viewed at [Hospital Compare](#).

** Indicates per 1000 hours of patient care.

*** The measure was not in effect for this quarter.

---- Null value or data not displayed.

Laboratory	<u>2020 National Patient Safety Goals</u>	Nationwide Comparison: 	Statewide Comparison: 
Reporting Period: January 2019 - December 2019			
<u>National Quality Improvement Goals:</u>			
	<u>Emergency Department</u>	Nationwide Comparison: 	Statewide Comparison: 

[New Changes to Quarterly Measure](#)

[Download Quarterly Measure Results](#)



The Joint Commission only reports measures endorsed by the [National Quality Forum](#).


* State results are not calculated for the National Patient Safety Goals.

National Quality Improvement Goals:

St. John's Pleasant Valley Hospital

HCO ID: 4664
2309 Antonio Avenue
Camarillo , CA, 93010

Measure Area	Nationwide	Statewide
Emergency Department Compared to Other Joint Commission Accredited Organizations		
<u>Read More</u>		

Measure	Hospital Results	Nationwide Top 10% Scored at Most	Weighted Median	Statewide Top 10% Scored at Most	Weighted Median	
Admit Decision Time to ED						
Departure Time for Admitted Patients	167.00 minutes 630 eligible Patients	Nationwide Statewide	Top 10% Scored at Least	55.00	133.00	Average Rate 75.73 180.51
<u>Read More</u>						
<u>See Quarterly Results</u>						

Quarterly Measure Results

Number of Eligible Patients
Weighted Median Minutes
Nationwide Weighted Median Minutes

Jan - Mar 2019

630
159.00
149.03

Apr - Jun 2019

630
127.00
129.15

Jul - Sep 2019

630
169.00
123.92

Oct - Dec 2019

630
202.00
129.12