



[Skip to main content](#)

Organizations that have achieved
The Gold Seal of Approval® from
The Joint Commission®



Quality Report



Howard County General Hospital, Inc.



DBA: Johns Hopkins Howard County Medical Center
HCO ID: 6273
5755 Cedar Lane
Columbia, MD, 21044
(410) 740-7890
www.hcgh.org

Summary of Quality Information

Accreditation Programs

[View Accreditation History](#)



Accreditation Decision	Effective Date	Last Full Survey Date	Last On-Site Survey Date
Hospital Accredited	7/8/2022	7/7/2022	7/7/2022

Sites

Howard County General Hospital, Inc.

DBA: Johns Hopkins Howard County Medical Center
5755 Cedar Lane
Columbia, MD, 21044







Available Services

- Behavioral Health (24-hour Acute Care/Crisis Stabilization - Adult)
- Brachytherapy (Imaging/Diagnostic Services)
- Cardiac Catheterization Lab (Surgical Services)
- CT Scanner (Imaging/Diagnostic Services)
- Dialysis Unit (Inpatient)
- Ear/Nose/Throat Surgery (Surgical Services)
- EEG/EKG/EMG Lab (Imaging/Diagnostic Services)
- Gastroenterology (Surgical Services)
- Gynecological Surgery (Surgical Services)
- Gynecology (Inpatient)
- Hazardous Medication Compounding (Inpatient)
- Hematology/Oncology Unit (Inpatient)
- Inpatient Unit (Inpatient)
- Interventional Radiology (Imaging/Diagnostic Services)
- Labor & Delivery (Inpatient)
- Magnetic Resonance Imaging (Imaging/Diagnostic Services)
- Medical /Surgical Unit (Inpatient)
- Medical ICU (Intensive Care Unit)
- Neurosurgery (Surgical Services)
- Non-Sterile Medication Compounding (Inpatient)
- Normal Newborn Nursery (Inpatient)

- Nuclear Medicine (Imaging/Diagnostic Services)
- Ophthalmology (Surgical Services)
- Orthopedic Surgery (Surgical Services)
- Orthopedic/Spine Unit (Inpatient)
- Outpatient Clinics (Outpatient)
- Pediatric Unit (Inpatient)
- Peer Support (Non 24 Hour Care)
- Plastic Surgery (Surgical Services)
- Post Anesthesia Care Unit (PACU) (Inpatient)
- Sterile Medication Compounding (Inpatient)
- Surgical Unit (Inpatient)
- Teleradiology (Imaging/Diagnostic Services)
- Thoracic Surgery (Surgical Services)
- Ultrasound (Imaging/Diagnostic Services)
- Urology (Surgical Services)
- Vascular Surgery (Surgical Services)

National Patient Safety Goals and National Quality Improvement Goals

Symbol Key

-  This organization achieved the best possible results
-  This organization's performance is better than the target range/value
-  This organization's performance is similar to the target range/value
-  This organization's performance is worse than the target range/value
-  This measure is not applicable for this organization
-  Not displayed

Measures Footnote Key

1. The measure or measure set was not reported.
2. The measure set does not have an overall result.
3. The number is not enough for comparison purposes.
4. The measure meets the Privacy Disclosure Threshold rule.
5. The organization scored above 90% but was below most other organizations.
6. The measure results are not statistically valid.
7. The measure results are based on a sample of patients.
8. The number of months with measure data is below the reporting requirement.
9. The measure results are temporarily suppressed pending resubmission of updated data.
10. Test Measure: a measure being evaluated for reliability of the individual data elements or awaiting National Quality Forum Endorsement.
11. There were no eligible patients that met the denominator criteria.
12. The measure rate is within optimal range.

* This information can also be viewed at [Hospital Compare](#).

** Indicates per 1000 hours of patient care.

*** The measure was not in effect for this quarter.

---- Null value or data not displayed.

Hospital	<u>2022 National Patient Safety Goals</u>	Nationalwide Comparison:	Statewide Comparison:
Reporting Period: January 2022 - December 2022			
<u>National Quality Improvement Goals:</u>			
	<u>Perinatal Care</u>	National Comparison: 2	Statewide Comparison: 2

[New Changes to Quarterly Measure](#)

[Download Quarterly Measure Results](#)

* State results are not calculated for the National Patient Safety Goals.

National Quality Improvement Goals:

Howard County General Hospital, Inc.

HCO ID: 6273
 5755 Cedar Lane
 Columbia , MD, 21044

Measure Area	Nationalwide	Statewide
Perinatal Care Compared to Other Joint Commission Accredited Organizations	2	2
<u>Read More</u>		

Measure	Hospital Results	Nationwide Top Performer Threshold	Average Rate	Statewide Top Performer Threshold	Average Rate	Average Rate	
Elective Delivery <u>Read More</u> <u>See Quarterly Results</u>	0% of 29 Eligible Patients	Nationwide Statewide	Top Performer Threshold	0%	2%	Average Rate	0% 1%

Quarterly Measure Results

Number of Eligible Patients

Rate

Nationwide Average

Jan - Mar 2022

29

0%

2%

Apr - Jun 2022

29

0%

2%

Jul - Sep 2022

29

0%




2%

Oct - Dec 2022

29

0%

2%

Measure	Hospital Results	Nationwide Top Performer Threshold	Average Rate	Statewide Top Performer Threshold	Average Rate			
Cesarean Birth Read More See Quarterly Results	 0% of 216 Eligible Patients	Nationwide Statewide	Top Performer Threshold	 12	26%	Average Rate	 12	27%

Quarterly Measure Results

Number of Eligible Patients

Rate

Nationwide Average

Jan - Mar 2022

216

 1

26%

Apr - Jun 2022

216

 1

26%

Jul - Sep 2022

216

 1

26%

Oct - Dec 2022

216

 1

26%

Measure	Hospital Results	Nationwide Top Performer Threshold	Average Rate	Statewide Top Performer Threshold	Average Rate		
Exclusive Breast Milk Feeding Read More See Quarterly Results	 61% of 570 Eligible Patients	Nationwide Statewide	Top Performer Threshold	72%	50%	Average Rate	60% 47%

Quarterly Measure Results

Number of Eligible Patients

Rate

Nationwide Average

Jan - Mar 2022

570

57%

48%

Apr - Jun 2022

570

67%

51%

Jul - Sep 2022

570

63%

50%

Oct - Dec 2022

570

60%

49%

Measure	Hospital Results	Nationwide Top Performer Threshold	Average Rate	Statewide Top Performer Threshold	Average Rate		
Unexpected Complications in Term Newborns per 1000 livebirths - Severe Rate Read More See Quarterly Results	 9% of 2170 Eligible Patients	Nationwide Statewide	Top Performer Threshold	5%	13%	Average Rate	6% 13%

Quarterly Measure Results

Number of Eligible Patients

Rate

Nationwide Average

Jan - Mar 2022

2170

13%

12%

Apr - Jun 2022

2170

9%

13%

Jul - Sep 2022

2170

3%

13%

Oct - Dec 2022

2170

10%

13%