



[Skip to main content](#)

Organizations that have achieved
The Gold Seal of Approval® from
The Joint Commission®



Quality Report







Emerald Coast Behavioral Hospital, LLC

HCO ID: 490089
1940 Harrison Avenue
Panama City, FL, 32405
(850) 763-0017
www.uhsinc.com

Summary of Quality Information

Accreditation Programs

[View Accreditation History](#)

	Accreditation Decision	Effective Date	Last Full Survey Date	Last On-Site Survey Date
 Behavioral Health Care and Human Services	Accredited	10/2/2021	10/1/2021	10/1/2021
 Hospital	Accredited	10/7/2023	10/1/2021	10/6/2023

Sites

Emerald Coast Behavioral Hospital LLC

DBA: Blue Springs Outpatient Center
2925 Optimist Drive
Marianna, FL, 32448

Available Services

- Behavioral Health (Day Programs - Adult)
- Behavioral Health (Day Programs - Child/Youth)
- Behavioral Health (Partial Hospitalization - Adult)
- Behavioral Health (Partial Hospitalization - Child/Youth)
- Community Integration (Non 24 Hour Care)
- Employment Services (Non 24 Hour Care)
- Family Support (Non 24 Hour Care)
- Peer Support (Non 24 Hour Care)

Emerald Coast Behavioral Hospital, LLC

1940 Harrison Avenue
Panama City, FL, 32405

Available Services

- Behavioral Health (24-hour Acute Care/Crisis Stabilization - Adult)
- Behavioral Health (24-hour Acute Care/Crisis Stabilization - Child/Youth)
- Community Integration (Non 24 Hour Care)
- Family Support (Non 24 Hour Care)

- Peer Support (Non 24 Hour Care)

Emerald Coast Behavioral Hospital, LLC

DBA: Emerald Coast Outpatient Center

1940 Harrison Ave.

Panama City, FL, 32405

Available Services

- Behavioral Health (Day Programs - Adult)
- Behavioral Health (Day Programs - Child/Youth)
- Behavioral Health (Partial Hospitalization - Adult)
- Behavioral Health (Partial Hospitalization - Child/Youth)
- Community Integration (Non 24 Hour Care)
- Employment Services (Non 24 Hour Care)
- Family Support (Non 24 Hour Care)
- Peer Support (Non 24 Hour Care)

Emerald Coast Behavioral Hospital, LLC

DBA: Okaloosa Outpatient Center

2004 Lewis Turner Blvd., Suite B







Fort Walton Beach, FL, 32547

Available Services

- Behavioral Health (Day Programs - Adult)
- Behavioral Health (Day Programs - Child/Youth)
- Behavioral Health (Partial Hospitalization - Adult)
- Behavioral Health (Partial Hospitalization - Child/Youth)
- Community Integration (Non 24 Hour Care)
- Employment Services (Non 24 Hour Care)
- Family Support (Non 24 Hour Care)
- Peer Support (Non 24 Hour Care)

National Patient Safety Goals and National Quality Improvement Goals

Symbol Key

-  This organization achieved the best possible results
-  This organization's performance is better than the target range/value
-  This organization's performance is similar to the target range/value
-  This organization's performance is worse than the target range/value
-  This measure is not applicable for this organization
-  Not displayed

Measures Footnote Key

1. The measure or measure set was not reported.
2. The measure set does not have an overall result.
3. The number is not enough for comparison purposes.
4. The measure meets the Privacy Disclosure Threshold rule.
5. The organization scored above 90% but was below most other organizations.
6. The measure results are not statistically valid.
7. The measure results are based on a sample of patients.

8. The number of months with measure data is below the reporting requirement.
9. The measure results are temporarily suppressed pending resubmission of updated data.
10. Test Measure: a measure being evaluated for reliability of the individual data elements or awaiting National Quality Forum Endorsement.
11. There were no eligible patients that met the denominator criteria.
12. The measure rate is within optimal range.

* This information can also be viewed at [Hospital Compare](#).

** Indicates per 1000 hours of patient care.

*** The measure was not in effect for this quarter.

---- Null value or data not displayed.

Behavioral Health Care and Human Services	2021 National Patient Safety Goals	Nationwide Comparison: 	Statewide Comparison: 
Hospital	2023 National Patient Safety Goals	Nationwide Comparison: 	Statewide Comparison: 
<p>Reporting Period: January 2022 - December 2022</p> <p>National Quality Improvement Goals:</p>			
	Hospital-Based Inpatient Psychiatric Services	National Comparison:  ²	Statewide Comparison:  ²

[New Changes to Quarterly Measure](#)



[Download Quarterly Measure Results](#)


* State results are not calculated for the National Patient Safety Goals.

National Quality Improvement Goals:

Emerald Coast Behavioral Hospital, LLC


HCO ID: 490089
1940 Harrison Avenue
Panama City , FL, 32405

Measure Area Hospital-Based Inpatient Psychiatric Services Compared to Other Joint Commission Accredited Organizations Read More	Nationwide  ² Statewide  ²
--	--

Measure	Hospital Results	Nationwide Top Performer Threshold	Average Rate	Statewide Top Performer Threshold	Average Rate		
Assessment of violence risk, substance use disorder, trauma and patient strengths completed - Overall Rate Read More See Quarterly Results	 100% of 610 Eligible Patients	Nationwide Statewide	Top Performer Threshold	100%	95%	Average Rate	100% 98%

Quarterly Measure Results

Number of Eligible Patients	Rate	Nationwide Average					
Jan - Mar 2022	610	100%	95%				
Apr - Jun 2022	610	100%	95%				
Jul - Sep 2022	610	100%	95%				
Oct - Dec 2022	610	100%	95%				

Measure	Hospital Results	Nationwide Top Performer Threshold	Average Rate	Statewide Top Performer Threshold	Average Rate		
Assessment of violence risk, substance use disorder, trauma and patient strengths completed - Children (1-12 years) Read More See Quarterly Results	 100% of 133 Eligible Patients	Nationwide Statewide	Top Performer Threshold	100%	97%	Average Rate	100% 99%

Quarterly Measure Results

Number of Eligible Patients

Rate

Nationwide Average

Jan - Mar 2022

133

100%

97%

Apr - Jun 2022

133

100%

97%

Jul - Sep 2022

133

100%


96%

Oct - Dec 2022

133

100%

97%

Measure	Hospital Results	Nationwide		Statewide		Average Rate	100%	99%
		Top Performer Threshold	Average Rate	Top Performer Threshold	Average Rate			
Assessment of violence risk, substance use disorder, trauma and patient strengths completed - Adolescent (13-17 years) Read More See Quarterly Results	 100% of 184 Eligible Patients	Nationwide Statewide	Top Performer Threshold	100%	96%	Average Rate	100%	99%

Quarterly Measure Results

Number of Eligible Patients

Rate

Nationwide Average

Jan - Mar 2022

184

100%

97%

Apr - Jun 2022

184

100%

96%

Jul - Sep 2022

184

100%


95%

Oct - Dec 2022

184

100%

96%

Measure	Hospital Results	Nationwide Top Performer Threshold	Average Rate	Statewide Top Performer Threshold	Average Rate		
Assessment of violence risk, substance use disorder, trauma and patient strengths completed - Adult (18-64 years) Read More See Quarterly Results	 100% of 255 Eligible Patients	Nationwide Statewide	Top Performer Threshold	100%	94%	Average Rate	100% 97%

Quarterly Measure Results

Number of Eligible Patients

Rate

Nationwide Average

Jan - Mar 2022

255

100%

95%

Apr - Jun 2022

255

100%

95%

Jul - Sep 2022

255

100%


94%

Oct - Dec 2022

255

100%

94%

Measure	Hospital Results	Nationwide Top Performer Threshold	Average Rate	Statewide Top Performer Threshold	Average Rate		
Assessment of violence risk, substance use disorder, trauma and patient strengths completed - Older Adult (>= 65 years)	 100% of 38 Eligible Patients	Nationwide Statewide	Top Performer Threshold	100%	95%	Average Rate	100% 97%
Read More							
See Quarterly Results							

Quarterly Measure Results

Number of Eligible Patients

Rate

Nationwide Average

Jan - Mar 2022

38

100%

95%

Apr - Jun 2022

38

100%

95%

Jul - Sep 2022

38

100%


94%

Oct - Dec 2022

38

100%

94%

Measure	Hospital Results	Nationwide Top Performer Threshold	Average Rate	Statewide Top Performer Threshold	Average Rate	Average Rate	
Multiple Antipsychotic Medications at Discharge with Appropriate Justification Overall Rate Read More See Quarterly Results	 90% of 10 Eligible Patients	Nationwide Statewide	Top Performer Threshold	100%	47%	Average Rate	98% 70%

Quarterly Measure Results

Number of Eligible Patients

Rate

Nationwide Average

Jan - Mar 2022

1

1

48%

Apr - Jun 2022

4

4

47%

Jul - Sep 2022

10

100%

47%

Oct - Dec 2022

10

75%

47%

Measure	Hospital Results	Nationwide	Average Rate	Statewide	Average Rate		
		Top Performer Threshold		Top Performer Threshold			
Multiple Antipsychotic Medications at Discharge with Appropriate Justification Children Age 1 - 12 Read More (No Quarterly Result are available)	 4 ----	Nationwide Statewide	Top Performer Threshold	100%	21%	Average Rate	3 3

Quarterly Measure Results

Number of Eligible Patients

Rate

Nationwide Average

Jan - Mar 2022

____ 1

____ 1

____ 1

Apr - Jun 2022

____ 1

____ 1

____ 1

Jul - Sep 2022

____ 1

____ 1

____ 1

Oct - Dec 2022

____ 1

____ 1

____ 1

Measure	Hospital Results	Nationwide Top Performer Threshold	Average Rate	Statewide Top Performer Threshold	Average Rate	
Multiple Antipsychotic Medications at Discharge with Appropriate Justification Adolescents Age 13 - 17 Read More See Quarterly Results	 100% of 4 Eligible Patients	Nationwide Statewide	Top Performer Threshold	100%	24%	Average Rate _____ 3 _____ 3

Quarterly Measure Results

Number of Eligible Patients
Rate

Nationwide Average

Jan - Mar 2022

1

1

42%

Apr - Jun 2022

4

4

26%

Jul - Sep 2022

4

4


22%

Oct - Dec 2022

4

4

17%

Measure	Hospital Results	Nationwide Top Performer Threshold	Average Rate	Statewide Top Performer Threshold	Average Rate		
Multiple Antipsychotic Medications at Discharge with Appropriate Justification Adults Age 18 - 64 Read More See Quarterly Results	 80% of 5 Eligible Patients	Nationwide Statewide	Top Performer Threshold	100%	50%	Average Rate	100% 71%

Quarterly Measure Results

Number of Eligible Patients

Rate

Nationwide Average

Jan - Mar 2022

1

1

49%

Apr - Jun 2022

1

1

50%

Jul - Sep 2022

4

4


50%

Oct - Dec 2022

5

67%

50%

Measure	Hospital Results	Nationwide Top Performer Threshold	Average Rate	Statewide Top Performer Threshold	Average Rate	Average Rate	
Multiple Antipsychotic Medications at Discharge with Appropriate Justification Older Adults Age 65 and Older Read More (No Quarterly Result are available)	 3 ----	Nationwide Statewide	Top Performer Threshold	100%	46%	Average Rate	100% 62%

Quarterly Measure Results

Number of Eligible Patients
Rate

Nationwide Average

Jan - Mar 2022

1
1
1

Apr - Jun 2022

1
1
1

Jul - Sep 2022

1
1
1

Oct - Dec 2022

1
1
1

Measure	Hospital Results	Nationwide Top Performer Threshold	Average Rate	Statewide Top Performer Threshold	Average Rate		
Hours of Physical Restraint Use per 1000 Patient Hours - Overall Rate	 0.01 (5 Total Hours in Restraints)	Nationwide Statewide	Top Performer Threshold	N/A	0.58	Average Rate	N/A 0.14
Read More See Quarterly Results							

Quarterly Measure Results

Total Patient Hours/1000
 Total Patient Hours in Restraint
 Rate of Restraint Use**
 Nationwide Rate**

Jan - Mar 2022

120.36
 1.20
 0.01
 0.57

Apr - Jun 2022

134.35
 1.52
 0.01
 0.68

Jul - Sep 2022

136.58
 1.85
 0.01
 0.53

Oct - Dec 2022

140.81
 0.65
 0.00
 0.53

Measure	Hospital Results	Nationwide Top Performer Threshold	Average Rate	Statewide Top Performer Threshold	Average Rate		
Hours of Physical Restraint Use Children Age 1 - 12 Read More See Quarterly Results	 3 0.10 (2 Total Hours in Restraints)	Nationwide Statewide	Top Performer Threshold	N/A	0.38	Average Rate	N/A 0.09

Quarterly Measure Results

Total Patient Hours/1000
 Total Patient Hours in Restraint
 Rate of Restraint Use**
 Nationwide Rate**

Jan - Mar 2022

6.31
 0.23
 0.04
 0.27

Apr - Jun 2022

6.89
 1.15
 0.17
 0.46

Jul - Sep 2022

4.44
 0.82
 0.18
 0.38

Oct - Dec 2022

5.66
 0.07
 0.01
 0.42

Measure	Hospital Results	Nationwide Top Performer Threshold	Average Rate	Statewide Top Performer Threshold	Average Rate		
Hours of Physical Restraint Use Adolescents Age 13 - 17	 0.01 (1 Total Hours in Restraints)	Nationwide	Top Performer Threshold	N/A	0.34	Average Rate	N/A 0.19
Read More See Quarterly Results							

Quarterly Measure Results

Total Patient Hours/1000
 Total Patient Hours in Restraint
 Rate of Restraint Use**
 Nationwide Rate**

Jan - Mar 2022

21.55
 0
 0
 0.21

Apr - Jun 2022

18.55
 0.23
 0.01
 0.68

Jul - Sep 2022

20.33
 0.50
 0.02
 0.25

Oct - Dec 2022

22.08
 0.23
 0.01
 0.22

Measure	Hospital Results	Nationwide Top Performer Threshold	Average Rate	Statewide Top Performer Threshold	Average Rate		
Hours of Physical Restraint Use Adults Age 18 - 64 Read More See Quarterly Results	⊕ 0.0 (2 Total Hours in Restraints)	Nationwide Statewide	Top Performer Threshold	N/A	0.68	Average Rate	N/A 0.17

Quarterly Measure Results

Total Patient Hours/1000
 Total Patient Hours in Restraint
 Rate of Restraint Use**
 Nationwide Rate**

Jan - Mar 2022

88.78
 0.83
 0.01
 0.70

Apr - Jun 2022


106.87
 0.13
 0.00
 0.76

Jul - Sep 2022

108.70
 0.53
 0.00
 0.63

Oct - Dec 2022

110.14
 0.35
 0.00
 0.65

Measure	Hospital Results	Nationwide Top Performer Threshold	Average Rate	Statewide Top Performer Threshold	Average Rate		
Hours of Physical Restraint Use Older Adults Age 65 and Older Read More See Quarterly Results	 3 0.01 (0 Total Hours in Restraints)	Nationwide Statewide	Top Performer Threshold	N/A	0.11	Average Rate	N/A 0

Quarterly Measure Results

Total Patient Hours/1000
 Total Patient Hours in Restraint
 Rate of Restraint Use**
 Nationwide Rate**

Jan - Mar 2022

3.72
 0.13
 0.04
 0.09

Apr - Jun 2022

2.04
 0
 0
 0.14

Jul - Sep 2022

3.12
 0
 0
 0.13

Oct - Dec 2022

2.93
 0
 0
 0.08

Measure	Hospital Results	Nationwide Top Performer Threshold	Average Rate	Statewide Top Performer Threshold	Average Rate		
Hours of Seclusion Use per 1000 Patient Hours - Overall Rate Read More See Quarterly Results	⊕ 0.05 (27 Total Hours in Seclusion)	Nationwide Statewide	Top Performer Threshold	N/A	0.37	Average Rate	N/A 0.06

Quarterly Measure Results

Total Patient Hours/1000
 Total Patient Hours in Seclusion
 Rate of Seclusion Use**
 Nationwide Rate**

Jan - Mar 2022

120.36
 5.40
 0.04
 0.34

Apr - Jun 2022

134.35
 9.33
 0.07
 0.36

Jul - Sep 2022

136.58
 8.47
 0.06
 0.38

Oct - Dec 2022

140.81
 4.27
 0.03
 0.41

Measure	Hospital Results	Nationwide Top Performer Threshold	Average Rate	Statewide Top Performer Threshold	Average Rate		
Hours of Seclusion Use Children Age 1 - 12	0.54	Nationwide Statewide	Top Performer Threshold	N/A	0.41	Average Rate	N/A 0.17
	(13 Total Hours in Seclusion)						
	ND 3						
	Read More						
	See Quarterly Results						

Quarterly Measure Results

Total Patient Hours/1000
 Total Patient Hours in Seclusion
 Rate of Seclusion Use**
 Nationwide Rate**

Jan - Mar 2022

6.31
 0.78
 0.12
 0.40

Apr - Jun 2022

6.89
 5.00
 0.73
 0.43

Jul - Sep 2022

4.44
 6.77
 1.52
 0.43

Oct - Dec 2022

5.66
 0
 0
 0.38

Measure	Hospital Results	Nationwide Top Performer Threshold	Average Rate	Statewide Top Performer Threshold	Average Rate		
Hours of Seclusion Use Adolescents Age 13 - 17 Read More See Quarterly Results	⊕ 0.05 (4 Total Hours in Seclusion)	Nationwide Statewide	Top Performer Threshold	N/A	0.17	Average Rate	N/A 0.1

Quarterly Measure Results

Total Patient Hours/1000
 Total Patient Hours in Seclusion
 Rate of Seclusion Use**
 Nationwide Rate**

Jan - Mar 2022

21.55
 0.35
 0.02
 0.15

Apr - Jun 2022

18.55
 2.55
 0.14
 0.18

Jul - Sep 2022

20.33
 0.57
 0.03
 0.19

Oct - Dec 2022

22.08
 0.97
 0.04
 0.18

Measure	Hospital Results	Nationwide Top Performer Threshold	Average Rate	Statewide Top Performer Threshold	Average Rate		
Hours of Seclusion Use Adults Age 18 - 64	 0.03 (10 Total Hours in Seclusion)	Nationwide Statewide	Top Performer Threshold	N/A	0.44	Average Rate	N/A 0.06
	Read More						
	See Quarterly Results						

Quarterly Measure Results

Total Patient Hours/1000
 Total Patient Hours in Seclusion
 Rate of Seclusion Use**
 Nationwide Rate**

Jan - Mar 2022

88.78
 4.27
 0.05
 0.41

Apr - Jun 2022


106.87
 1.78
 0.02
 0.41

Jul - Sep 2022

108.70
 1.13
 0.01
 0.44

Oct - Dec 2022

110.14
 3.30
 0.03
 0.50

Measure	Hospital Results	Nationwide Top Performer Threshold	Average Rate	Statewide Top Performer Threshold	Average Rate		
Hours of Seclusion Use Older Adults Age 65 and Older Read More See Quarterly Results	 0.0 (0 Total Hours in Seclusion)	Nationwide Statewide	Top Performer Threshold	N/A	0.08	Average Rate	N/A 0.02

Quarterly Measure Results

Total Patient Hours/1000
Total Patient Hours in Seclusion
Rate of Seclusion Use**
Nationwide Rate**

Jan - Mar 2022

3.72

0

0

0.07

Apr - Jun 2022

2.04

0

0

0.09

Jul - Sep 2022

3.12

0

0

0.07

Oct - Dec 2022

2.93

0

0

0.07