



Organizations that have achieved
The Gold Seal of Approval® from
The Joint Commission®



Quality Report





St. Mark's Hospital

HCO ID: 9542
1200 East, 3900 South
Salt Lake City, UT, 84124
(801) 268-7111
www.stmarkshospital.com

Summary of Quality Information

Accreditation Programs

[View Accreditation History](#)

 Hospital	Accreditation Decision	Effective Date	Last Full Survey Date	Last On-Site Survey Date
	Accredited	3/1/2018	7/15/2021	7/15/2021

Advanced Certification Programs

[View Certification History](#)



[Inpatient Diabetes](#)
Certification Decision
[Certification](#)
Effective Date
 4/16/2021
Last Full Survey Date
 4/15/2021
Last On-Site Survey Date
 4/15/2021

Sites

Northern Utah Healthcare Corporation

DBA: St. Mark's Surgery Center at 45th South
348 E. 4500 S., Suite 100
Salt Lake City, UT, 84107

Available Services

- Administration of Blood Product (Outpatient)
- Administration of High Risk Medications (Outpatient)
- Ambulatory Surgery Center (Outpatient)
- Anesthesia (Outpatient)

- Perform Invasive Procedure (Outpatient)

Northern Utah Healthcare Corporation

DBA: St. Mark's Hospital Taylorsville Emergency Center
2675 West Taylorsville Blvd.
Taylorsville, UT, 84129

Available Services

- Administration of High Risk Medications (Outpatient)
- Anesthesia (Outpatient)

Other Clinics/Practices Located at This Site:

- Taylorsville Emergency Center

Northern Utah Healthcare Corporation

DBA: St. Mark's Hospital West Valley Emergency Center
5668 West 3100 South
West Valley City, UT, 84128

Available Services

- Administration of Blood Product (Outpatient)
- Administration of High Risk Medications (Outpatient)
- Anesthesia (Outpatient)
- Perform Invasive Procedure (Outpatient)

Northern Utah Healthcare Corporation

DBA: St. Mark's Hospital Millcreek Imaging Center
3738 South 900 East
Salt Lake City, UT, 84106

Available Services

- Outpatient Clinics (Outpatient)

St. Mark's Hospital Senior Health Center

DBA: Outpatient Senior Health Clinic
1275 E. Fort Union Blvd., Suite 150
Cottonwood Heights, UT, 84047

Available Services

- Single Specialty Practitioner (Outpatient)

St. Marks Hospital

DBA: Northern Utah Healthcare Corporation
1200 East, 3900 South
Salt Lake City, UT, 84124

Available Services

- Behavioral Health (Day Programs - Adult)
- Behavioral Health (24-hour Acute Care/Crisis Stabilization - Adult)
- Behavioral Health (Partial Hospitalization - Adult)
- Brachytherapy (Imaging/Diagnostic Services)
- Cardiac Catheterization Lab (Surgical Services)

- Cardiac Surgery (Surgical Services)
- Cardiothoracic Surgery (Surgical Services)
- CT Scanner (Imaging/Diagnostic Services)
- Ear/Nose/Throat Surgery (Surgical Services)
- EEG/EKG/EMG Lab (Imaging/Diagnostic Services)
- Family Support (Non 24 Hour Care)
- Gastroenterology (Surgical Services)
- GI or Endoscopy Lab (Imaging/Diagnostic Services)
- Gynecological Surgery (Surgical Services)
- Gynecology (Inpatient)
- Hazardous Medication Compounding (Inpatient)
- Hematology/Oncology Unit (Inpatient)
- Inpatient Unit (Inpatient)
- Interventional Radiology (Imaging/Diagnostic Services)
- Labor & Delivery (Inpatient)
- Magnetic Resonance Imaging (Imaging/Diagnostic Services)
- Medical /Surgical Unit (Inpatient)
- Neurosurgery (Surgical Services)
- Non-Sterile Medication Compounding (Inpatient)
- Normal Newborn Nursery (Inpatient)
- Nuclear Medicine (Imaging/Diagnostic Services)
- Ophthalmology (Surgical Services)
- Orthopedic Surgery (Surgical Services)
- Orthopedic/Spine Unit (Inpatient)
- Outpatient Clinics (Outpatient)
- Plastic Surgery (Surgical Services)
- Post Anesthesia Care Unit (PACU) (Inpatient)
- Rehabilitation Unit (Inpatient)
- Rehabilitation Unit (24-hour Acute Care/Crisis Stabilization)
- Sleep Laboratory (Sleep Laboratory)
- Sterile Medication Compounding (Inpatient)
- Surgical Unit (Inpatient)
- Thoracic Surgery (Surgical Services)
- Ultrasound (Imaging/Diagnostic Services)
- Urology (Surgical Services)
- Vascular Surgery (Surgical Services)

Certification Programs

- Inpatient Diabetes

Other Clinics/Practices Located at This Site:

- St. Mark's Behavioral Health Intensive Outpatient Program

Special Quality Awards

Due to our commitment to accurate data reporting, The Joint Commission is suspending the practice of updating Special Quality Awards until further notice







- **2015** Metabolic and Bariatric Surgery Accreditation and Quality Improvement Program

Cooperative Agreements

Hospital - Accredited by [American College of Surgeons-Commission on Cancer \(ACoS-COC\)](#)

National Patient Safety Goals and National Quality Improvement Goals

Symbol Key

-  This organization achieved the best possible results
-  This organization's performance is above the target range/value
-  This organization's performance is similar to the target range/value
-  This organization's performance is below the target range/value
-  This measure is not applicable for this organization
-  Not displayed

Measures Footnote Key

1. The measure or measure set was not reported.
2. The measure set does not have an overall result.
3. The number is not enough for comparison purposes.
4. The measure meets the Privacy Disclosure Threshold rule.
5. The organization scored above 90% but was below most other organizations.
6. The measure results are not statistically valid.
7. The measure results are based on a sample of patients.
8. The number of months with measure data is below the reporting requirement.
9. The measure results are temporarily suppressed pending resubmission of updated data.
10. Test Measure: a measure being evaluated for reliability of the individual data elements or awaiting National Quality Forum Endorsement.
11. There were no eligible patients that met the denominator criteria.

The Joint Commission only reports measures endorsed by the [National Quality Forum](#).

* This information can also be viewed at [Hospital Compare](#).

** Indicates per 1000 hours of patient care.

*** The measure was not in effect for this quarter.

---- Null value or data not displayed.

Hospital	2017 National Patient Safety Goals	Nationwide Comparison: 	Statewide Comparison: 
Reporting Period: January 2019 - December 2019			
National Quality Improvement Goals:			
Emergency Department		National Comparison:  2	Statewide Comparison:  2
Perinatal Care		National Comparison:  2	Statewide Comparison:  2

[New Changes to Quarterly Measure](#)

[Download Quarterly Measure Results](#)



The Joint Commission only reports measures endorsed by the [National Quality Forum](#).

* State results are not calculated for the National Patient Safety Goals.

National Quality Improvement Goals:

St. Mark's Hospital

HCO ID: 9542
1200 East, 3900 South
Salt Lake City, UT, 84124

Measure Area	Nationwide	Statewide
Perinatal Care Compared to Other Joint Commission Accredited Organizations Read More	 2	 2

Measure	Hospital Results	Nationwide Top 10% Scored at Least	Average Rate	Statewide Top 10% Scored at Least	Average Rate
Elective Delivery Read More See Quarterly Results	 0% of 51 Eligible Patients	Nationwide Statewide	Top 10% Scored at Least	0%	2%
				Average Rate	0% 2%

Quarterly Measure Results

Number of Eligible Patients

Rate

Nationwide Average

Jan - Mar 2019

51

0%

2%

Apr - Jun 2019

51

0%

2%

Jul - Sep 2019

51

0%

2%

Oct - Dec 2019

51

0%

2%

Measure	Hospital Results	Nationwide Top 10% Scored at Least	Average Rate	Statewide Top 10% Scored at Least	Average Rate		
Cesarean Birth Read More See Quarterly Results	⊕ 0% of Eligible Patients	Nationwide Statewide	Top 10% Scored at Least	12%	25%	Average Rate	9% 18%

Quarterly Measure Results

Number of Eligible Patients

Rate

Nationwide Average

Jan - Mar 2019

1

1

25%

Apr - Jun 2019

1

1

25%

Jul - Sep 2019

1

1


25%

Oct - Dec 2019

1

1

25%

Measure	Hospital Results	Nationwide Top 10% Scored at Least	Average Rate	Statewide Top 10% Scored at Least	Average Rate		
Exclusive Breast Milk Feeding Read More See Quarterly Results	 37% of 354 Eligible Patients	Nationwide Statewide	Top 10% Scored at Least	73%	51%	Average Rate	70% 52%

Quarterly Measure Results

Number of Eligible Patients

Rate

Nationwide Average

Jan - Mar 2019

354

43%

51%

Apr - Jun 2019

354

38%

52%

Jul - Sep 2019

354

31%


51%

Oct - Dec 2019

354

37%

50%

Measure	Hospital Results	Nationwide Top 10% Scored at Least	Average Rate	Statewide Top 10% Scored at Least	Average Rate		
Antenatal Steroids Read More See Quarterly Results	 100% of 13 Eligible Patients	Nationwide Statewide	Top 10% Scored at Least	100%	98%	Average Rate	100% 99%

Quarterly Measure Results

Number of Eligible Patients

Rate

Nationwide Average

Jan - Mar 2019

13

100%

98%

Apr - Jun 2019

13

100%

99%

Jul - Sep 2019

13

100%

99%

Oct - Dec 2019

13

100%

98%

Measure	Hospital Results	Nationwide Top 10% Scored at Least	Average Rate	Statewide Top 10% Scored at Least	Average Rate	Average Rate	
Unexpected Complications in Term Newborns per 1000 livebirths - Overall Rate Read More See Quarterly Results	 10 62% of 1609 Eligible Patients	Nationwide Statewide	Top 10% Scored at Least	17%	32%	Average Rate	21% 41%

Quarterly Measure Results

Number of Eligible Patients

Rate

Nationwide Average

Jan - Mar 2019

1609

79%

32%

Apr - Jun 2019

1609

71%

31%

Jul - Sep 2019

1609

48%

32%

Oct - Dec 2019

1609

54%

32%

Measure	Hospital Results	Nationwide Top 10% Scored at Least	Average Rate	Statewide Top 10% Scored at Least	Average Rate		
Unexpected Complications in Term Newborns per 1000 livebirths - Severe Rate	ND 10 27% of 1609 Eligible Patients	Nationwide Statewide	Top 10% Scored at Least	6%	13%	Average Rate	8% 16%
Read More See Quarterly Results							

Quarterly Measure Results

Number of Eligible Patients

Rate

Nationwide Average

Jan - Mar 2019

1609

38%

14%

Apr - Jun 2019

1609

28%

13%

Jul - Sep 2019

1609

23%

14%

Oct - Dec 2019

1609

22%

13%

Measure	Hospital Results	Nationwide Top 10% Scored at Least	Average Rate	Statewide Top 10% Scored at Least	Average Rate	Average Rate	10% 25%
Unexpected Complications in Term Newborns per 1000 livebirths - Moderate Rate Read More See Quarterly Results	 10 35% of 1609 Eligible Patients	Nationwide Statewide	Top 10% Scored at Least	3%	18%	Average Rate	10% 25%

Quarterly Measure Results

Number of Eligible Patients

Rate

Nationwide Average

Jan - Mar 2019

1609

41%

18%

Apr - Jun 2019

1609

43%

18%

Jul - Sep 2019

1609

25%

19%

Oct - Dec 2019

1609

32%

19%

Measure Area

Nationwide Statewide

Emergency Department Compared to Other Joint Commission
[Read More](#) Accredited Organizations

ND2

ND2

Measure	Hospital Results	Nationwide	Weighted Median	Statewide			
		Top 10% Scored at Most		Top 10% Scored at Most	Weighted Median	Average Rate	
Admit Decision Time to ED	ND 2						
Departure Time for Admitted Patients Read More See Quarterly Results	64.00 minutes 474 eligible Patients	Nationwide Statewide	Top 10% Scored at Least	55.00	133.00	Average Rate	51.08 68.90

Quarterly Measure Results

Number of Eligible Patients
Weighted Median Minutes
Nationwide Weighted Median Minutes

Jan - Mar 2019

474
59.00
149.03

Apr - Jun 2019

474
65.00
129.15

Jul - Sep 2019

474
63.00
123.92

Oct - Dec 2019

474
70.00
129.12