



[Skip to main content](#)

Organizations that have achieved  
The Gold Seal of Approval® from  
The Joint Commission®



# Quality Report





# Riverside Community Hospital

HCO ID: 10046  
4445 Magnolia Avenue  
Riverside, CA, 92501  
(951) 788-3000  
[riversidecommunityhospital.com](http://riversidecommunityhospital.com)

## Summary of Quality Information

### Accreditation Programs

#### [View Accreditation History](#)



<a href="#">Hospital</a>	Accreditation Decision	Effective Date	Last Full Survey Date	Last On-Site Survey Date
	<a href="#">Accredited</a>	1/18/2023	11/19/2021	1/17/2023

### Core Certification Programs

#### [View Certification History](#)



#### [Joint Replacement - Hip](#)

##### Certification Decision

[Certification](#)

##### Effective Date

8/14/2021

##### Last Full Survey Date

8/13/2021

##### Last On-Site Survey Date

8/13/2021



#### [Joint Replacement - Knee](#)

##### Certification Decision

[Certification](#)

##### Effective Date

8/14/2021

##### Last Full Survey Date

8/13/2021

##### Last On-Site Survey Date

8/13/2021

### **Comprehensive Transplant Center**

4510 Brockton Ave  
Riverside, CA, 92501

#### **Available Services**

- Outpatient Clinics (Outpatient )

### **Deanza Surgery Center**

4444 Magnolia Ave  
Riverside, CA, 92501

#### **Available Services**

- Administration of High Risk Medications (Outpatient )
- Ambulatory Surgery Center (Outpatient )
- Anesthesia (Outpatient )
- Perform Invasive Procedure (Outpatient )

### **Heartcare Rehabilitation Center**

4500 Brockton Ave  
Riverside, CA, 92501

#### **Available Services**

- Outpatient Clinics (Outpatient )

### **Riverside Community Hospital**

4445 Magnolia Avenue  
Riverside, CA, 92501

#### **Available Services**

- Cardiac Catheterization Lab (Surgical Services )
- Cardiac Surgery (Surgical Services )
- Cardiothoracic Surgery (Surgical Services )
- Cardiovascular Unit (Inpatient )
- CT Scanner (Imaging/Diagnostic Services )
- Ear/Nose/Throat Surgery (Surgical Services )
- EEG/EKG/EMG Lab (Imaging/Diagnostic Services )
- Gastroenterology (Surgical Services )
- GI or Endoscopy Lab (Imaging/Diagnostic Services )
- Gynecological Surgery (Surgical Services )
- Gynecology (Inpatient )
- Hazardous Medication Compounding (Inpatient )
- Inpatient Unit (Inpatient )
- Interventional Radiology (Inpatient )
- Interventional Radiology (Outpatient )
- Interventional Radiology (Imaging/Diagnostic Services )
- Labor & Delivery (Inpatient )
- Magnetic Resonance Imaging (Imaging/Diagnostic Services )
- Medical /Surgical Unit (Inpatient )
- Medical ICU (Intensive Care Unit )
- Neurosurgery (Surgical Services )
- Non-Sterile Medication Compounding (Inpatient )
- Normal Newborn Nursery (Inpatient )

- Nuclear Medicine (Imaging/Diagnostic Services )
- Orthopedic Surgery (Surgical Services )
- Orthopedic/Spine Unit (Inpatient )
- Outpatient Clinics (Outpatient )
- Pediatric Unit (Inpatient )
- Plastic Surgery (Surgical Services )
- Post Anesthesia Care Unit (PACU) (Inpatient )
- Radiation Oncology (Imaging/Diagnostic Services )
- Sterile Medication Compounding (Inpatient )
- Surgical ICU (Intensive Care Unit )
- Surgical Unit (Inpatient )
- Teleradiology (Imaging/Diagnostic Services )
- Thoracic Surgery (Surgical Services )
- Ultrasound (Imaging/Diagnostic Services )
- Urology (Surgical Services )
- Vascular Surgery (Surgical Services )

### Certification Programs

- Joint Replacement - Hip
- Joint Replacement - Knee

### Other Clinics/Practices Located at This Site:

- Breast Imaging Center
- CANCER CENTER
- DeAnza Outpatient Surgery Dept
- Heart Care Rehab Center
- Riverside Orthopedic Institute - Outpatient Orthopedic Clini

### The Cancer Center

4500 Brockton Ave  
Riverside, CA, 92501

### Available Services




- Outpatient Clinics (Outpatient )

## Cooperative Agreements

**Hospital** - Accredited by [American College of Surgeons-Commission on Cancer \(ACoS-COC\)](#)

## National Patient Safety Goals and National Quality Improvement Goals

### Symbol Key

-  This organization achieved the best possible results
-  This organization's performance is above the target range/value
-  This organization's performance is similar to the target range/value

- ⊖ This organization's performance is below the target range/value
- Ⓝ This measure is not applicable for this organization
- Ⓝ Not displayed

### Measures Footnote Key

- The measure or measure set was not reported.
- The measure set does not have an overall result.
- The number is not enough for comparison purposes.
- The measure meets the Privacy Disclosure Threshold rule.
- The organization scored above 90% but was below most other organizations.
- The measure results are not statistically valid.
- The measure results are based on a sample of patients.
- The number of months with measure data is below the reporting requirement.
- The measure results are temporarily suppressed pending resubmission of updated data.
- Test Measure: a measure being evaluated for reliability of the individual data elements or awaiting National Quality Forum Endorsement.
- There were no eligible patients that met the denominator criteria.


The Joint Commission only reports measures endorsed by the [National Quality Forum](#).

\* This information can also be viewed at [Hospital Compare](#).

\*\* Indicates per 1000 hours of patient care.

\*\*\* The measure was not in effect for this quarter.

---- Null value or data not displayed.

Hospital	<a href="#">2023 National Patient Safety Goals</a>	Nationwide Comparison:	Statewide Comparison:
	Reporting Period: April 2020 - March 2021 <a href="#">National Quality Improvement Goals:</a>  <a href="#">Perinatal Care</a>	Nationwide Comparison: 	Statewide Comparison:   National Comparison:  2 Statewide Comparison:  2

### [New Changes to Quarterly Measure](#)

[Download Quarterly Measure Results](#)

\* State results are not calculated for the National Patient Safety Goals.

### National Quality Improvement Goals:

## Riverside Community Hospital

HCO ID: 10046  
 4445 Magnolia Avenue  
 Riverside , CA, 92501

Measure Area	Nationwide		Statewide	
Perinatal Care Compared to Other Joint Commission Accredited Organizations	2	2		
<a href="#">Read More</a>				

Measure	Hospital Results	Nationwide Top 10% Scored at Least	Average Rate	Statewide Top 10% Scored at Least	Average Rate		
Elective Delivery <a href="#">Read More</a> <a href="#">See Quarterly Results</a>	1% of 113 Eligible Patients	Nationwide Statewide	Top 10% Scored at Least	0%	2%	Average Rate	0% 2%

## Quarterly Measure Results

Number of Eligible Patients	Rate	Nationwide Average
<b>Apr - Jun 2020</b>	113	0%
<b>Jul - Sep 2020</b>	113	0%
<b>Oct - Dec 2020</b>	113	0%
<b>Jan - Mar 2021</b>	113	4%
		3%

Measure	Hospital Results	Nationwide Top 10% Scored at Least	Average Rate	Statewide Top 10% Scored at Least	Average Rate		
Cesarean Birth <a href="#">Read More</a> <a href="#">See Quarterly Results</a>	0% of Eligible Patients	Nationwide Statewide	Top 10% Scored at Least	16%	25%	Average Rate	16% 23%



## Quarterly Measure Results

Number of Eligible Patients

Rate

Nationwide Average

**Apr - Jun 2020**

1

1

25%

**Jul - Sep 2020**

1

1

25%

**Oct - Dec 2020**

1

1


26%

**Jan - Mar 2021**

1

1

25%

Measure	Hospital Results	Nationwide Top 10% Scored at Least	Average Rate	Statewide Top 10% Scored at Least	Average Rate		
Exclusive Breast Milk Feeding <a href="#">Read More</a> <a href="#">See Quarterly Results</a>	 50% of 411 Eligible Patients	Nationwide Statewide	Top 10% Scored at Least	71%	50%	Average Rate	80% 62%

## Quarterly Measure Results

Number of Eligible Patients

Rate

Nationwide Average

**Apr - Jun 2020**

411

58%

53%

**Jul - Sep 2020**

411

49%

50%

**Oct - Dec 2020**

411

52%

49%

**Jan - Mar 2021**

411

41%

49%

Measure	Hospital Results	Nationwide Top 10% Scored at Least	Average Rate	Statewide Top 10% Scored at Least	Average Rate	Average Rate	
Unexpected Complications in Term Newborns per 1000 livebirths - Overall Rate <a href="#">Read More</a> <a href="#">See Quarterly Results</a>	 33% of 3083 Eligible Patients	Nationwide Statewide	Top 10% Scored at Least	15%	31%	Average Rate	13% 28%



## Quarterly Measure Results

Number of Eligible Patients

Rate

Nationwide Average

**Apr - Jun 2020**

3083

33%

30%

**Jul - Sep 2020**

3083

32%

31%

**Oct - Dec 2020**

3083

36%

31%

**Jan - Mar 2021**

3083

33%

31%

Measure	Hospital Results	Nationwide Top 10% Scored at Least	Average Rate	Statewide Top 10% Scored at Least	Average Rate		
Unexpected Complications in Term Newborns per 1000 livebirths - Severe Rate <a href="#">Read More</a> <a href="#">See Quarterly Results</a>	8% of 3083 Eligible Patients	Nationwide Statewide	Top 10% Scored at Least	5%	13%	Average Rate	5% 14%

## Quarterly Measure Results

Number of Eligible Patients

Rate

Nationwide Average

**Apr - Jun 2020**

3083

7%

13%

**Jul - Sep 2020**

3083

7%

13%

**Oct - Dec 2020**

3083

10%

13%

**Jan - Mar 2021**

3083

10%

13%

Measure	Hospital Results	Nationwide Top 10% Scored at Least	Average Rate	Statewide Top 10% Scored at Least	Average Rate	Average Rate	
Unexpected Complications in Term Newborns per 1000 livebirths - Moderate Rate <a href="#">Read More</a> <a href="#">See Quarterly Results</a>	⊕ 25% of 3083 Eligible Patients	Nationwide Statewide	Top 10% Scored at Least	2%	18%	Average Rate	0% 14%

## Quarterly Measure Results

Number of Eligible Patients

Rate

Nationwide Average

**Apr - Jun 2020**

3083

26%

17%

**Jul - Sep 2020**

3083

25%

18%

**Oct - Dec 2020**

3083

26%

18%

**Jan - Mar 2021**

3083

23%

18%