



Organizations that have achieved
The Gold Seal of Approval® from
The Joint Commission®



Quality Report



Hayward Sisters Hospital



DBA: St Rose Hospital
HCO ID: 9862
27200 Calaroga Avenue
Hayward, CA, 94545
(510) 264-4000
www.srhca.org

Summary of Quality Information

Accreditation Programs

[View Accreditation History](#)

	Hospital	Accreditation Decision Accredited	Effective Date 2/23/2019	Last Full Survey Date 2/22/2019	Last On-Site Survey Date 1/30/2020
	Laboratory	Accreditation Decision Accredited	Effective Date 11/10/2018	Last Full Survey Date 11/9/2018	Last On-Site Survey Date 11/9/2018

Sites

Hayward Sisters Hospital

DBA: St. Rose Hospital
27200 Calaroga Avenue
Hayward, CA, 94545







Available Services

- Brachytherapy (Imaging/Diagnostic Services)
- Cardiac Catheterization Lab (Surgical Services)
- Coronary Care Unit (Inpatient)
- CT Scanner (Imaging/Diagnostic Services)
- EEG/EKG/EMG Lab (Imaging/Diagnostic Services)
- Gastroenterology (Surgical Services)
- General Laboratory Tests
- GI or Endoscopy Lab (Imaging/Diagnostic Services)
- Gynecological Surgery (Surgical Services)
- Inpatient Unit (Inpatient)
- Interventional Radiology (Imaging/Diagnostic Services)
- Labor & Delivery (Inpatient)
- Magnetic Resonance Imaging (Imaging/Diagnostic Services)
- Medical /Surgical Unit (Inpatient)
- Medical ICU (Intensive Care Unit)
- Neurosurgery (Surgical Services)
- Normal Newborn Nursery (Inpatient)

- Nuclear Medicine (Imaging/Diagnostic Services)
- Orthopedic Surgery (Surgical Services)
- Plastic Surgery (Surgical Services)
- Post Anesthesia Care Unit (PACU) (Inpatient)
- Surgical ICU (Intensive Care Unit)
- Surgical Unit (Inpatient)
- Teleradiology (Imaging/Diagnostic Services)
- Thoracic Surgery (Surgical Services)
- Toxicology
- Ultrasound (Imaging/Diagnostic Services)
- Urology (Surgical Services)
- Vascular Surgery (Surgical Services)

National Patient Safety Goals and National Quality Improvement Goals

Symbol Key

-  This organization achieved the best possible results
-  This organization's performance is above the target range/value
-  This organization's performance is similar to the target range/value
-  This organization's performance is below the target range/value
-  This measure is not applicable for this organization
-  Not displayed

Measures Footnote Key

1. The measure or measure set was not reported.
2. The measure set does not have an overall result.
3. The number is not enough for comparison purposes.
4. The measure meets the Privacy Disclosure Threshold rule.
5. The organization scored above 90% but was below most other organizations.
6. The measure results are not statistically valid.
7. The measure results are based on a sample of patients.
8. The number of months with measure data is below the reporting requirement.
9. The measure results are temporarily suppressed pending resubmission of updated data.
10. Test Measure: a measure being evaluated for reliability of the individual data elements or awaiting National Quality Forum Endorsement.
11. There were no eligible patients that met the denominator criteria.

The Joint Commission only reports measures endorsed by the [National Quality Forum](#).

* This information can also be viewed at [Hospital Compare](#).

** Indicates per 1000 hours of patient care.

*** The measure was not in effect for this quarter.

---- Null value or data not displayed.

Laboratory	2018 National Patient Safety Goals	Nationwide Comparison: Ⓝ	Statewide Comparison: Ⓝ
Hospital	2020 National Patient Safety Goals	Nationwide Comparison: ✔	Statewide Comparison: Ⓝ
<p>Reporting Period: January 2019 - December 2019</p> <p>National Quality Improvement Goals:</p>			
	Emergency Department	National Comparison: Ⓝ ²	Statewide Comparison: Ⓝ ²
	Perinatal Care	National Comparison: Ⓝ ²	Statewide Comparison: Ⓝ ²

[New Changes to Quarterly Measure](#)

[Download Quarterly Measure Results](#)

The Joint Commission only reports measures endorsed by the [National Quality Forum](#).

* State results are not calculated for the National Patient Safety Goals.

National Quality Improvement Goals:

Hayward Sisters Hospital

HCO ID: 9862
27200 Calaroga Avenue
Hayward , CA, 94545

Measure Area	Nationwide	Statewide
Perinatal Care Compared to Other Joint Commission Accredited Organizations	Ⓝ ²	Ⓝ ²
Read More		

Measure	Hospital Results	Nationwide	Average	Statewide	Average		
		Top 10% Scored at Least	Rate	Top 10% Scored at Least	Rate		
Elective Delivery	★						
Read More	0% of 4 Eligible Patients	Nationwide Statewide	Top 10% Scored at Least	0%	2%	Average Rate	0% 2%
See Quarterly Results							

Quarterly Measure Results

Number of Eligible Patients

Rate

Nationwide Average

Jan - Mar 2019

4

4

2%

Apr - Jun 2019

4

4

2%

Jul - Sep 2019

4

4

2%

Oct - Dec 2019

1

1

2%

Measure	Hospital Results	Nationwide Top 10% Scored at Least	Average Rate	Statewide Top 10% Scored at Least	Average Rate		
Cesarean Birth Read More See Quarterly Results	⊕ 0% of Eligible Patients	Nationwide Statewide	Top 10% Scored at Least	12%	25%	Average Rate	12% 22%

Quarterly Measure Results

Number of Eligible Patients

Rate

Nationwide Average

Jan - Mar 2019

1

1

25%

Apr - Jun 2019

1

1

25%

Jul - Sep 2019

1

1


25%

Oct - Dec 2019

1

1

25%

Measure	Hospital Results	Nationwide Top 10% Scored at Least	Average Rate	Statewide Top 10% Scored at Least	Average Rate		
Exclusive Breast Milk Feeding Read More See Quarterly Results	 49% of 310 Eligible Patients	Nationwide Statewide	Top 10% Scored at Least	73%	51%	Average Rate	81% 62%

Quarterly Measure Results

Number of Eligible Patients

Rate

Nationwide Average

Jan - Mar 2019

310

44%

51%

Apr - Jun 2019

310

57%

52%

Jul - Sep 2019

310

46%

51%

Oct - Dec 2019

1

1

50%

Measure	Hospital Results	Nationwide Top 10% Scored at Least	Average Rate	Statewide Top 10% Scored at Least	Average Rate		
Antenatal Steroids Read More (No Quarterly Results are available)	ND 4 ----	Nationwide Statewide	Top 10% Scored at Least	100%	98%	Average Rate	100% 99%

Quarterly Measure Results

Number of Eligible Patients

Rate

Nationwide Average

Jan - Mar 2019

1

1

98%

Apr - Jun 2019

1

1

99%

Jul - Sep 2019

1

1

99%

Oct - Dec 2019

1

1

98%

Measure	Hospital Results	Nationwide Top 10% Scored at Least	Average Rate	Statewide Top 10% Scored at Least	Average Rate	Average Rate	
Unexpected Complications in Term Newborns per 1000 livebirths - Overall Rate	 10 3% of 292 Eligible Patients	Nationwide Statewide	Top 10% Scored at Least	17%	32%	Average Rate	13% 29%
Read More							
See Quarterly Results							

Quarterly Measure Results

Number of Eligible Patients

Rate

Nationwide Average

Jan - Mar 2019

292

0%

32%

Apr - Jun 2019

292

10%

31%

Jul - Sep 2019

292

0%

32%

Oct - Dec 2019

1

1

32%

Measure	Hospital Results	Nationwide Top 10% Scored at Least	Average Rate	Statewide Top 10% Scored at Least	Average Rate	Average Rate	
Unexpected Complications in Term Newborns per 1000 livebirths - Severe Rate Read More See Quarterly Results	N/D 10 3% of 292 Eligible Patients	Nationwide Statewide	Top 10% Scored at Least	6%	13%	Average Rate	6% 15%

Quarterly Measure Results

Number of Eligible Patients

Rate

Nationwide Average

Jan - Mar 2019

292

0%

14%

Apr - Jun 2019

292

10%

13%

Jul - Sep 2019

292

0%

14%

Oct - Dec 2019

1

1

13%

Measure	Hospital Results	Nationwide Top 10% Scored at Least	Average Rate	Statewide Top 10% Scored at Least	Average Rate	Average Rate	
Unexpected Complications in Term Newborns per 1000 livebirths - Moderate Rate Read More See Quarterly Results	 10 0% of 292 Eligible Patients	Nationwide Statewide	Top 10% Scored at Least	3%	18%	Average Rate	2% 14%

Quarterly Measure Results

Number of Eligible Patients

Rate

Nationwide Average

Jan - Mar 2019

292

0%

18%

Apr - Jun 2019

292

0%

18%

Jul - Sep 2019

292

0%

19%

Oct - Dec 2019

1

1

19%

Measure Area

Nationwide Statewide

Emergency Department Compared to Other Joint Commission
[Read More](#) Accredited Organizations

ND 2

ND 2

Measure	Hospital Results	Nationwide	Weighted Median	Statewide			Average Rate	75.73 180.51
		Top 10% Scored at Most		Top 10% Scored at Most	Weighted Median			
Admit Decision Time to ED	ND 2							
Departure Time for Admitted Patients Read More See Quarterly Results	91.00 minutes 490 eligible Patients	Nationwide Statewide	Top 10% Scored at Least	55.00	133.00			

Quarterly Measure Results

Number of Eligible Patients

Weighted Median Minutes

Nationwide Weighted Median Minutes

Jan - Mar 2019

490

91.00

149.03

Apr - Jun 2019

490

100.00

129.15

Jul - Sep 2019

490

83.00

123.92

Oct - Dec 2019

1

1

129.12