



Organizations that have achieved
The Gold Seal of Approval® from
The Joint Commission®



Quality Report



Summit BHC





DBA: Highland Hospital
HCO ID: 3198
300 56th Street Southeast
Charleston, WV, 25304
(304) 926-1673
www.highlandhosp.com

Summary of Quality Information

Accreditation Programs

[View Accreditation History](#)

	Behavioral Health Care and Human Services	Accreditation Decision Accredited	Effective Date 1/23/2020	Last Full Survey Date 1/22/2020	Last On-Site Survey Date 1/22/2020
	Hospital	Accreditation Decision Accredited	Effective Date 2/24/2021	Last Full Survey Date 1/24/2020	Last On-Site Survey Date 2/26/2021

Sites

Summit BHC



DBA: Highland Hospital
300 56th Street SE
Charleston, WV, 25304

Available Services

- Behavioral Health
- Behavioral Health (24-hour Acute Care/Crisis Stabilization - Adult)
- Behavioral Health (24-hour Acute Care/Crisis Stabilization - Child/Youth)
- Behavioral Health (Residential Care - Child/Youth)
- Peer Support (Non 24 Hour Care)
- Primary Physical Health Care

National Patient Safety Goals and National Quality Improvement Goals

Symbol Key

-  This organization achieved the best possible results
-  This organization's performance is above the target range/value

- This organization's performance is similar to the target range/value
- This organization's performance is below the target range/value
- This measure is not applicable for this organization
- Not displayed

Measures Footnote Key

1. The measure or measure set was not reported.
2. The measure set does not have an overall result.
3. The number is not enough for comparison purposes.
4. The measure meets the Privacy Disclosure Threshold rule.
5. The organization scored above 90% but was below most other organizations.
6. The measure results are not statistically valid.
7. The measure results are based on a sample of patients.
8. The number of months with measure data is below the reporting requirement.
9. The measure results are temporarily suppressed pending resubmission of updated data.
10. Test Measure: a measure being evaluated for reliability of the individual data elements or awaiting National Quality Forum Endorsement.
11. There were no eligible patients that met the denominator criteria.

The Joint Commission only reports measures endorsed by the [National Quality Forum](#).

* This information can also be viewed at [Hospital Compare](#).

** Indicates per 1000 hours of patient care.

*** The measure was not in effect for this quarter.

---- Null value or data not displayed.

Hospital	2020 National Patient Safety Goals	Nationwide Comparison:	Statewide Comparison:
Behavioral Health Care and Human Services	2020 National Patient Safety Goals	Nationwide Comparison:	Statewide Comparison:
<p>Reporting Period: January 2020 - December 2020</p>			
<p>National Quality Improvement Goals:</p>			
<p>Hospital-Based Inpatient Psychiatric Services</p>		<p>National Comparison: ²</p>	<p>Statewide Comparison: ²</p>

[New Changes to Quarterly Measure](#)

[Download Quarterly Measure Results](#)

The Joint Commission only reports measures endorsed by the [National Quality Forum](#).

* State results are not calculated for the National Patient Safety Goals.

National Quality Improvement Goals:

Summit BHC

HCO ID: 3198
 300 56th Street Southeast
 Charleston , WV, 25304

Measure Area: Hospital-Based Inpatient Psychiatric Services Compared to Other Joint Commission Accredited Organizations
 Nationwide Statewide
 (N/D) 2 (N/D) 2
[Read More](#)

Measure	Hospital Results	Nationwide Top 10% Scored at Least	Average Rate	Statewide Top 10% Scored at Least	Average Rate	
Assessment of violence risk, substance use disorder, trauma and patient strengths completed - Overall Rate Read More See Quarterly Results	 71% of 738 Eligible Patients	Nationwide Statewide	Top 10% Scored at Least	100%	96%	Average Rate _____3_____3

Quarterly Measure Results

Number of Eligible Patients
 Rate

Nationwide Average

Jan - Mar 2020

738
 71%
 96%

Apr - Jun 2020

738
 70%
 96%

Jul - Sep 2020

738
 74%
 95%


Oct - Dec 2020

738
 69%
 95%

Measure	Hospital Results	Nationwide Top 10% Scored at Least	Average Rate	Statewide Top 10% Scored at Least	Average Rate		
Assessment of violence risk, substance use disorder, trauma and patient strengths completed - Children (1-12 years)	 59% of 191 Eligible Patients	Nationwide Statewide	Top 10% Scored at Least	100%	97%	Average Rate	____3____3
Read More See Quarterly Results							

Quarterly Measure Results

Number of Eligible Patients	Rate
Nationwide Average	
Jan - Mar 2020	
191	59%
191	96%
Apr - Jun 2020	
191	56%
191	97%
Jul - Sep 2020	
191	69%
191	97%
Oct - Dec 2020	
191	56%
191	97%

Measure	Hospital Results	Nationwide Top 10% Scored at Least	Average Rate	Statewide Top 10% Scored at Least	Average Rate		
Assessment of violence risk, substance use disorder, trauma and patient strengths completed - Adolescent (13-17 years)	 73% of 223 Eligible Patients	Nationwide Statewide	Top 10% Scored at Least	100%	97%	Average Rate	____3____3
Read More See Quarterly Results							

Quarterly Measure Results

Number of Eligible Patients

Rate

Nationwide Average

Jan - Mar 2020

223

78%

97%

Apr - Jun 2020

223

72%

97%

Jul - Sep 2020

223

66%

96%

Oct - Dec 2020

223

75%

96%

Measure	Hospital Results	Nationwide Top 10% Scored at Least	Average Rate	Statewide Top 10% Scored at Least	Average Rate	
Assessment of violence risk, substance use disorder, trauma and patient strengths completed - Adult (18-64 years) Read More See Quarterly Results	 77% of 289 Eligible Patients	Nationwide Statewide	Top 10% Scored at Least	100%	95%	Average Rate _____3_____3

Quarterly Measure Results

Number of Eligible Patients

Rate

Nationwide Average

Jan - Mar 2020

289

73%

96%

Apr - Jun 2020

289

75%

96%

Jul - Sep 2020

289

88%


95%

Oct - Dec 2020

289

76%

95%

Measure	Hospital Results	Nationwide Top 10% Scored at Least	Average Rate	Statewide Top 10% Scored at Least	Average Rate		
Assessment of violence risk, substance use disorder, trauma and patient strengths completed - Older Adult (>= 65 years)	 74% of 35 Eligible Patients	Nationwide Statewide	Top 10% Scored at Least	100%	95%	Average Rate	_____3_____3
Read More See Quarterly Results							

Quarterly Measure Results

Number of Eligible Patients

Rate

Nationwide Average

Jan - Mar 2020

35

80%

96%

Apr - Jun 2020

35

100%

97%

Jul - Sep 2020

35

70%


94%

Oct - Dec 2020

35

43%

95%

Measure	Hospital Results	Nationwide Top 10% Scored at Least	Average Rate	Statewide Top 10% Scored at Least	Average Rate		
Multiple Antipsychotic Medications at Discharge with Appropriate Justification Overall Rate	 7% of 42 Eligible Patients	Nationwide Statewide	Top 10% Scored at Least	100%	62%	Average Rate	_____3_____3
Read More See Quarterly Results							

Quarterly Measure Results

Number of Eligible Patients

Rate

Nationwide Average

Jan - Mar 2020

42

0%

65%

Apr - Jun 2020

42

18%

64%

Jul - Sep 2020

42

0%

60%

Oct - Dec 2020

42

7%

59%

Measure	Hospital Results	Nationwide Top 10% Scored at Least	Average Rate	Statewide Top 10% Scored at Least	Average Rate		
Multiple Antipsychotic Medications at Discharge with Appropriate Justification Children Age 1 - 12 Read More (No Quarterly Result are available)	 3 ----	Nationwide Statewide	Top 10% Scored at Least	100%	36%	Average Rate	____ 3 ____ 3

Quarterly Measure Results

Number of Eligible Patients

Rate

Nationwide Average

Jan - Mar 2020

____ 1

____ 1

____ 1

Apr - Jun 2020

____ 1

____ 1

____ 1

Jul - Sep 2020

____ 1

____ 1

____ 1

Oct - Dec 2020

____ 1

____ 1

____ 1

Measure	Hospital Results	Nationwide Top 10% Scored at Least	Average Rate	Statewide Top 10% Scored at Least	Average Rate		
Multiple Antipsychotic Medications at Discharge with Appropriate Justification Adolescents Age 13 - 17 Read More See Quarterly Results	 0% of 3 Eligible Patients	Nationwide Statewide	Top 10% Scored at Least	100%	45%	Average Rate	____ 3 ____ 3

Quarterly Measure Results

Number of Eligible Patients

Rate

Nationwide Average

Jan - Mar 2020

4

4

51%

Apr - Jun 2020

4

4

48%

Jul - Sep 2020

1

1

42%

Oct - Dec 2020

4

4

41%

Measure	Hospital Results	Nationwide Top 10% Scored at Least	Average Rate	Statewide Top 10% Scored at Least	Average Rate	
Multiple Antipsychotic Medications at Discharge with Appropriate Justification Adults Age 18 - 64 Read More See Quarterly Results	⊖ 9% of 35 Eligible Patients	Nationwide Statewide	Top 10% Scored at Least	100%	63%	Average Rate _____3_____3

Quarterly Measure Results

Number of Eligible Patients

Rate

Nationwide Average

Jan - Mar 2020

35

0%

66%

Apr - Jun 2020

35

22%

65%

Jul - Sep 2020

35

0%

61%

Oct - Dec 2020

35

8%

60%

Measure	Hospital Results	Nationwide Top 10% Scored at Least	Average Rate	Statewide Top 10% Scored at Least	Average Rate		
Multiple Antipsychotic Medications at Discharge with Appropriate Justification Older Adults Age 65 and Older Read More See Quarterly Results	 0% of 4 Eligible Patients	Nationwide Statewide	Top 10% Scored at Least	100%	63%	Average Rate	_____3_____3

Quarterly Measure Results

Number of Eligible Patients

Rate

Nationwide Average

Jan - Mar 2020

4

4

63%

Apr - Jun 2020

4

4

65%

Jul - Sep 2020

4

4


64%

Oct - Dec 2020

4

4

61%

Measure	Hospital Results	Nationwide	Average	Statewide	Average		
		Top 10% Scored at Least	Rate	Top 10% Scored at Least	Rate		
Hours of Physical Restraint Use per 1000 Patient Hours - Overall Rate Read More See Quarterly Results	 0.15 (110 Total Hours in Restraints)	Nationwide Statewide	Top 10% Scored at Least	N/A	0.75	Average Rate	3 3

Quarterly Measure Results

Total Patient Hours/1000
 Total Patient Hours in Restraint
 Rate of Restraint Use**
 Nationwide Rate**

Jan - Mar 2020

185.11
 36.00
 0.19
 0.56

Apr - Jun 2020


178.10
 35.04
 0.20
 0.55

Jul - Sep 2020

185.30
 24.60
 0.13
 0.91

Oct - Dec 2020

195.55
 13.86
 0.07
 0.93

Measure	Hospital Results	Nationwide Top 10% Scored at Least	Average Rate	Statewide Top 10% Scored at Least	Average Rate	
Hours of Physical Restraint Use Children Age 1 - 12 Read More See Quarterly Results	 0.42 (78 Total Hours in Restraints)	Nationwide Statewide	Top 10% Scored at Least	N/A	0.36	Average Rate _____3_____3

Quarterly Measure Results

Total Patient Hours/1000
 Total Patient Hours in Restraint
 Rate of Restraint Use**
 Nationwide Rate**

Jan - Mar 2020

57.72
 20.00
 0.35
 0.34

Apr - Jun 2020

56.69
 22.67
 0.40
 0.36

Jul - Sep 2020

32.02
 24.60
 0.77
 0.37

Oct - Dec 2020

39.14
 10.48
 0.27
 0.37

Measure	Hospital Results	Nationwide Top 10% Scored at Least	Average Rate	Statewide Top 10% Scored at Least	Average Rate	
Hours of Physical Restraint Use Adolescents Age 13 - 17 Read More See Quarterly Results	⊕ 0.16 (32 Total Hours in Restraints)	Nationwide Statewide	Top 10% Scored at Least	N/A	0.27	Average Rate _____3_____3

Quarterly Measure Results

Total Patient Hours/1000
 Total Patient Hours in Restraint
 Rate of Restraint Use**
 Nationwide Rate**

Jan - Mar 2020

49.82
 16.00
 0.32
 0.28

Apr - Jun 2020

44.78
 12.37
 0.28
 0.22

Jul - Sep 2020

44.26
 0
 0
 0.33

Oct - Dec 2020

54.41
 3.28
 0.06
 0.24

Measure	Hospital Results	Nationwide Top 10% Scored at Least	Average Rate	Statewide Top 10% Scored at Least	Average Rate	
Hours of Physical Restraint Use Adults Age 18 - 64 Read More See Quarterly Results	⊕ 0.0 (0 Total Hours in Restraints)	Nationwide Statewide	Top 10% Scored at Least	N/A	0.92	Average Rate _____3_____3

Quarterly Measure Results

Total Patient Hours/1000
 Total Patient Hours in Restraint
 Rate of Restraint Use**
 Nationwide Rate**

Jan - Mar 2020

71.64

0

0

0.66

Apr - Jun 2020

72.62

0

0

0.65

Jul - Sep 2020

102.55

0

0

1.11

Oct - Dec 2020

97.63

0.10

0.00

1.17

Measure	Hospital Results	Nationwide Top 10% Scored at Least	Average Rate	Statewide Top 10% Scored at Least	Average Rate	
Hours of Physical Restraint Use Older Adults Age 65 and Older Read More See Quarterly Results	 0.0 (0 Total Hours in Restraints)	Nationwide Statewide	Top 10% Scored at Least	N/A	0.08	Average Rate _____3_____3

Quarterly Measure Results

Total Patient Hours/1000
 Total Patient Hours in Restraint
 Rate of Restraint Use**
 Nationwide Rate**

Jan - Mar 2020

5.93
 0
 0
 0.08

Apr - Jun 2020

4.01
 0
 0
 0.10

Jul - Sep 2020

6.48
 0
 0
 0.09

Oct - Dec 2020

4.37
 0
 0
 0.06

Measure	Hospital Results	Nationwide Top 10% Scored at Least	Average Rate	Statewide Top 10% Scored at Least	Average Rate	
Hours of Seclusion Use per 1000 Patient Hours - Overall Rate Read More See Quarterly Results	⊕ 0.03 (25 Total Hours in Seclusion)	Nationwide Statewide	Top 10% Scored at Least	N/A	0.47	Average Rate _____3_____3

Quarterly Measure Results

Total Patient Hours/1000
 Total Patient Hours in Seclusion
 Rate of Seclusion Use**
 Nationwide Rate**

Jan - Mar 2020

185.11
 12.00
 0.06
 0.44

Apr - Jun 2020

178.10
 8.52
 0.05
 0.36

Jul - Sep 2020

185.30
 2.45
 0.01
 0.59

Oct - Dec 2020

195.55
 1.67
 0.01
 0.46

Measure	Hospital Results	Nationwide Top 10% Scored at Least	Average Rate	Statewide Top 10% Scored at Least	Average Rate	
Hours of Seclusion Use Children Age 1 - 12 Read More See Quarterly Results	⊕ 0.13 (24 Total Hours in Seclusion)	Nationwide Statewide	Top 10% Scored at Least	N/A	0.47	Average Rate _____3_____3

Quarterly Measure Results

Total Patient Hours/1000
 Total Patient Hours in Seclusion
 Rate of Seclusion Use**
 Nationwide Rate**

Jan - Mar 2020

57.72
 12.00
 0.21
 0.53

Apr - Jun 2020

56.69
 8.10
 0.14
 0.43

Jul - Sep 2020

32.02
 2.45
 0.08
 0.51

Oct - Dec 2020

39.14
 1.67
 0.04
 0.39

Measure	Hospital Results	Nationwide Top 10% Scored at Least	Average Rate	Statewide Top 10% Scored at Least	Average Rate	
Hours of Seclusion Use Adolescents Age 13 - 17 Read More See Quarterly Results	 0.0 (0 Total Hours in Seclusion)	Nationwide Statewide	Top 10% Scored at Least	N/A	0.21	Average Rate _____3_____3

Quarterly Measure Results

Total Patient Hours/1000
 Total Patient Hours in Seclusion
 Rate of Seclusion Use**
 Nationwide Rate**

Jan - Mar 2020

49.82
 0
 0
 0.19

Apr - Jun 2020

44.78
 0.42
 0.01
 0.28

Jul - Sep 2020

44.26
 0
 0
 0.24

Oct - Dec 2020

54.41
 0
 0
 0.17

Measure	Hospital Results	Nationwide Top 10% Scored at Least	Average Rate	Statewide Top 10% Scored at Least	Average Rate	
Hours of Seclusion Use Adults Age 18 - 64 Read More See Quarterly Results	 0.0 (0 Total Hours in Seclusion)	Nationwide Statewide	Top 10% Scored at Least	N/A	0.55	Average Rate _____3_____3

Quarterly Measure Results

Total Patient Hours/1000
 Total Patient Hours in Seclusion
 Rate of Seclusion Use**
 Nationwide Rate**

Jan - Mar 2020

71.64
 0
 0
 0.51

Apr - Jun 2020

72.62
 0
 0
 0.39

Jul - Sep 2020

102.55
 0
 0
 0.71

Oct - Dec 2020

97.63
 0
 0
 0.56

Measure	Hospital Results	Nationwide Top 10% Scored at Least	Average Rate	Statewide Top 10% Scored at Least	Average Rate	
Hours of Seclusion Use Older Adults Age 65 and Older Read More See Quarterly Results	 0.0 (0 Total Hours in Seclusion)	Nationwide Statewide	Top 10% Scored at Least	N/A	0.08	Average Rate _____3_____3

Quarterly Measure Results

Total Patient Hours/1000
Total Patient Hours in Seclusion
Rate of Seclusion Use**
Nationwide Rate**

Jan - Mar 2020

5.93

0

0

0.09

Apr - Jun 2020

4.01

0

0

0.12

Jul - Sep 2020

6.48

0

0

0.06

Oct - Dec 2020

4.37

0

0

0.05