



[Skip to main content](#)

Organizations that have achieved
The Gold Seal of Approval® from
The Joint Commission®



Quality Report



Lucy Web Hayes National Training School



DBA: Sibley Memorial Hospital
HCO ID: 6314
5255 Loughboro Road, NW
Washington, DC, 20016
(202) 537-4000
www.sibley.org

Summary of Quality Information

Accreditation Programs

[View Accreditation History](#)



Accreditation Decision	Effective Date	Last Full Survey Date	Last On-Site Survey Date
Hospital Accredited	6/10/2023	6/9/2023	6/9/2023

Advanced Certification Programs

[View Certification History](#)



[Primary Stroke Center Certification Decision](#)

[Effective Date](#)

8/12/2023

[Last Full Survey Date](#)

8/11/2023

[Last On-Site Survey Date](#)

8/11/2023

Sites

Building D

5275 Loughboro Rd
Washington, DC, 20016

Available Services

- Outpatient Clinics (Outpatient)

Other Clinics/Practices Located at This Site:

- Breast Imaging
- Center for Rehabilitation Services
- Center for Weight Loss Surgery

Sibley Medical Building

5215 Loughboro Road NW
Washington, DC, 20016

Available Services

- Administration of Blood Product (Outpatient)
- Administration of High Risk Medications (Outpatient)
- Ambulatory Surgery Center (Outpatient)
- Anesthesia (Outpatient)
- Perform Invasive Procedure (Outpatient)

Other Clinics/Practices Located at This Site:

- Ambulatory Surgery Center
- Sibley Outpatient Imaging Center
- The Johns Hopkins Thoracic Center

Sibley Memorial Hospital

5255 Loughboro Road, Northwest
Washington, DC, 20016

Available Services

- Behavioral Health (24-hour Acute Care/Crisis Stabilization - Adult)
- Brachytherapy (Imaging/Diagnostic Services)
- CT Scanner (Imaging/Diagnostic Services)
- Ear/Nose/Throat Surgery (Surgical Services)
- EEG/EKG/EMG Lab (Imaging/Diagnostic Services)
- Gastroenterology (Surgical Services)
- GI or Endoscopy Lab (Imaging/Diagnostic Services)
- Gynecological Surgery (Surgical Services)
- Gynecology (Inpatient)
- Hazardous Medication Compounding (Inpatient)
- Hematology/Oncology Unit (Inpatient)
- Inpatient Unit (Inpatient)
- Interventional Radiology (Imaging/Diagnostic Services)
- Labor & Delivery (Inpatient)
- Magnetic Resonance Imaging (Imaging/Diagnostic Services)
- Medical /Surgical Unit (Inpatient)
- Medical ICU (Intensive Care Unit)
- Neurosurgery (Surgical Services)
- Non-Sterile Medication Compounding (Inpatient)
- Normal Newborn Nursery (Inpatient)
- Nuclear Medicine (Imaging/Diagnostic Services)
- Ophthalmology (Surgical Services)
- Orthopedic Surgery (Surgical Services)
- Orthopedic/Spine Unit (Inpatient)
- Outpatient Clinics (Outpatient)
- Plastic Surgery (Surgical Services)
- Positron Emission Tomography (PET) (Imaging/Diagnostic Services)
- Post Anesthesia Care Unit (PACU) (Inpatient)
- Radiation Oncology (Imaging/Diagnostic Services)
- Sleep Laboratory (Sleep Laboratory)

- Sterile Medication Compounding (Inpatient)
- Surgical ICU (Intensive Care Unit)
- Surgical Unit (Inpatient)
- Thoracic Surgery (Surgical Services)
- Ultrasound (Imaging/Diagnostic Services)
- Urology (Surgical Services)
- Vascular Surgery (Surgical Services)

Certification Programs







- Primary Stroke Center

Other Clinics/Practices Located at This Site:

- Infusion Center
- Maternal Fetal Medicine
- Medical Oncology
- Proton Center
- Radiation Oncology

National Patient Safety Goals and National Quality Improvement Goals

Symbol Key

-  This organization achieved the best possible results
-  This organization's performance is better than the target range/value
-  This organization's performance is similar to the target range/value
-  This organization's performance is worse than the target range/value
-  This measure is not applicable for this organization
-  Not displayed

Measures Footnote Key

1. The measure or measure set was not reported.
2. The measure set does not have an overall result.
3. The number is not enough for comparison purposes.
4. The measure meets the Privacy Disclosure Threshold rule.
5. The organization scored above 90% but was below most other organizations.
6. The measure results are not statistically valid.
7. The measure results are based on a sample of patients.
8. The number of months with measure data is below the reporting requirement.
9. The measure results are temporarily suppressed pending resubmission of updated data.
10. Test Measure: a measure being evaluated for reliability of the individual data elements or awaiting National Quality Forum Endorsement.
11. There were no eligible patients that met the denominator criteria.
12. The measure rate is within optimal range.

* This information can also be viewed at [Hospital Compare](#).

** Indicates per 1000 hours of patient care.

*** The measure was not in effect for this quarter.

---- Null value or data not displayed.

Hospital	<u>2023 National Patient Safety Goals</u>	Nationalwide Comparison:	Statewide Comparison:
Reporting Period: January 2022 - December 2022			
<u>National Quality Improvement Goals:</u>			
	<u>Perinatal Care</u>	National Comparison: 2	Statewide Comparison: 2

[New Changes to Quarterly Measure](#)

[Download Quarterly Measure Results](#)

* State results are not calculated for the National Patient Safety Goals.

National Quality Improvement Goals:

Lucy Web Hayes National Training School

HCO ID: 6314
 5255 Loughboro Road, NW
 Washington , DC, 20016

Measure Area	Nationalwide	Statewide
Perinatal Care Compared to Other Joint Commission Accredited Organizations	2	2
<u>Read More</u>		

Measure	Hospital Results	Nationwide Top Performer Threshold	Average Rate	Statewide Top Performer Threshold	Average Rate	
Elective Delivery	1% of 71 Eligible Patients	Nationwide Statewide	Top Performer Threshold	0%	2%	Average Rate _____ 3 _____ 3
<u>Read More</u>						
<u>See Quarterly Results</u>						

Quarterly Measure Results

Number of Eligible Patients

Rate

Nationwide Average

Jan - Mar 2022

71

0%

2%

Apr - Jun 2022

71

0%

2%

Jul - Sep 2022

71

0%

2%

Oct - Dec 2022

71

5%

2%

Measure	Hospital Results	Nationwide Top Performer Threshold	Average Rate	Statewide Top Performer Threshold	Average Rate	
Cesarean Birth Read More See Quarterly Results	⊖ 33% of 457 Eligible Patients	Nationwide Statewide	Top Performer Threshold	Ⓜ 12	26%	Average Rate _____3_____3

Quarterly Measure Results

Number of Eligible Patients

Rate

Nationwide Average

Jan - Mar 2022

457

32%

26%

Apr - Jun 2022

457

28%

26%

Jul - Sep 2022

457

40%

26%

Oct - Dec 2022

457

32%

26%

Measure	Hospital Results	Nationwide Top Performer Threshold	Average Rate	Statewide Top Performer Threshold	Average Rate		
Exclusive Breast Milk Feeding Read More See Quarterly Results	 47% of 411 Eligible Patients	Nationwide Statewide	Top Performer Threshold	72%	50%	Average Rate	____3____3

Quarterly Measure Results

Number of Eligible Patients

Rate

Nationwide Average

Jan - Mar 2022

411

49%

48%

Apr - Jun 2022

411

49%

51%

Jul - Sep 2022

411

59%


50%

Oct - Dec 2022

411

34%

49%

Measure	Hospital Results	Nationwide Top Performer Threshold	Average Rate	Statewide Top Performer Threshold	Average Rate	
Unexpected Complications in Term Newborns per 1000 livebirths - Severe Rate	 9% of 3096 Eligible Patients	Nationwide Statewide	Top Performer Threshold	5%	13%	Average Rate _____3_____3
Read More See Quarterly Results						

Quarterly Measure Results

Number of Eligible Patients

Rate

Nationwide Average

Jan - Mar 2022

3096

5%

12%

Apr - Jun 2022

3096

10%

13%

Jul - Sep 2022

3096

11%

13%

Oct - Dec 2022

3096

9%

13%