



[Skip to main content](#)

Organizations that have achieved
The Gold Seal of Approval® from
The Joint Commission®



Quality Report



Fort HealthCare, Inc.



DBA: Fort HealthCare, Inc.
HCO ID: 7636
611 Sherman Avenue East
Fort Atkinson, WI, 53538
(920) 568-5000
www.forthhealthcare.com

Summary of Quality Information

Accreditation Programs

[View Accreditation History](#)



Accreditation Decision	Effective Date	Last Full Survey Date	Last On-Site Survey Date
Hospital Accredited	12/8/2022	12/7/2022	12/7/2022

Sites

Fort HealthCare Cambridge Clinic

704 Katie Court
Cambridge, WI, 53523

Available Services

- Outpatient Clinics (Outpatient)

Fort HealthCare Center for Women's Health

650 McMillen Street
Fort Atkinson, WI, 53538

Available Services

- Single Specialty Practitioner (Outpatient)

Fort HealthCare Ear, Nose & Throat Specialists

512 Wilcox
Fort Atkinson, WI, 53538

Available Services

- Perform Invasive Procedure (Outpatient)
- Single Specialty Practitioner (Outpatient)

Fort HealthCare Integrated Family Care

1520 Madison Avenue
Fort Atkinson, WI, 53538

Available Services

- Behavioral Health (Non 24 Hour Care - Adult)
- Behavioral Health (Non 24 Hour Care - Child/Youth)
- Community Integration (Non 24 Hour Care)
- Outpatient Clinics (Outpatient)
- Outpatient Crisis Stabilization

Other Clinics/Practices Located at This Site:

- Fort HealthCare Behavioral Health

Fort HealthCare Internal Medicine & Pediatrics

500 McMillen Street
Fort Atkinson, WI, 53538

Available Services

- Behavioral Health (Non 24 Hour Care - Adult)
- Behavioral Health (Non 24 Hour Care - Child/Youth)
- Community Integration (Non 24 Hour Care)
- Outpatient Clinics (Outpatient)
- Outpatient Crisis Stabilization

Other Clinics/Practices Located at This Site:

- Fort HealthCare Behavioral Health
- Fort HealthCare Cardiology

Fort HealthCare Jefferson

840 W. Racine Street
Jefferson, WI, 53549

Available Services

- Single Specialty Practitioner (Outpatient)

Fort HealthCare Johnson Creek

400 Doctors Court
Johnson Creek, WI, 53038

Available Services

- Outpatient Clinics (Outpatient)

Other Clinics/Practices Located at This Site:

- Fort HealthCare Dermatology
- Fort HealthCare Hyperbarics, Wound & Edema Center
- Fort HealthCare Pediatrics

Fort HealthCare Lake Mills

200 E. Tyrannena Park Road
Lake Mills, WI, 53551

Available Services

- Outpatient Clinics (Outpatient)

Other Clinics/Practices Located at This Site:

- Fort HealthCare Therapy & Sport Center

Fort HealthCare Orthopedics & Rehab

1504 Madison Avenue
Fort Atkinson, WI, 53538

Available Services

- Outpatient Clinics (Outpatient)

Other Clinics/Practices Located at This Site:

- Fort HealthCare Therapy & Sport Center

Fort HealthCare Pain Management Clinic

1604 Madison Avenue
Fort Atkinson, WI, 53538

Available Services

- Single Specialty Practitioner (Outpatient)

Other Clinics/Practices Located at This Site:

- Pain Centers of Wisconsin - Fort Atkinson

Fort HealthCare Surgical Associates & Business Office

212 Milwaukee Avenue West
Fort Atkinson, WI, 53538

Available Services

- Perform Invasive Procedure (Outpatient)
- Single Specialty Practitioner (Outpatient)

Fort HealthCare Whitewater Clinic

1461 West Main Street
Whitewater, WI, 53190

Available Services

- Behavioral Health (Non 24 Hour Care - Adult)
- Behavioral Health (Non 24 Hour Care - Child/Youth)
- Community Integration (Non 24 Hour Care)
- Outpatient Clinics (Outpatient)
- Outpatient Crisis Stabilization

Other Clinics/Practices Located at This Site:

- Fort HealthCare Behavioral Health
- Fort HealthCare Center for Women's Health
- Fort HealthCare Internal Medicine & Pediatrics

Fort HealthCare, Inc.







611 Sherman Avenue E
Fort Atkinson, WI, 53538

Available Services

- Allergen Extract (Inpatient)
- CT Scanner (Imaging/Diagnostic Services)
- Ear/Nose/Throat Surgery (Surgical Services)
- EEG/EKG/EMG Lab (Imaging/Diagnostic Services)
- Gastroenterology (Surgical Services)
- Gynecological Surgery (Surgical Services)
- Hazardous Medication Compounding (Inpatient)
- Inpatient Unit (Inpatient)
- Interventional Radiology (Imaging/Diagnostic Services)
- Labor & Delivery (Inpatient)
- Magnetic Resonance Imaging (Imaging/Diagnostic Services)
- Medical /Surgical Unit (Inpatient)
- Medical ICU (Intensive Care Unit)
- Non-Sterile Medication Compounding (Inpatient)
- Nuclear Medicine (Imaging/Diagnostic Services)
- Ophthalmology (Surgical Services)
- Orthopedic Surgery (Surgical Services)
- Outpatient Clinics (Outpatient)
- Plastic Surgery (Surgical Services)
- Positron Emission Tomography (PET) (Imaging/Diagnostic Services)
- Sterile Medication Compounding (Inpatient)
- Surgical ICU (Intensive Care Unit)
- Teleradiology (Imaging/Diagnostic Services)
- Ultrasound (Imaging/Diagnostic Services)
- Urology (Surgical Services)
- Vascular Surgery (Surgical Services)

National Patient Safety Goals and National Quality Improvement Goals

Symbol Key

-  This organization achieved the best possible results
-  This organization's performance is better than the target range/value
-  This organization's performance is similar to the target range/value
-  This organization's performance is worse than the target range/value
-  This measure is not applicable for this organization
-  Not displayed

Measures Footnote Key

1. The measure or measure set was not reported.
2. The measure set does not have an overall result.
3. The number is not enough for comparison purposes.
4. The measure meets the Privacy Disclosure Threshold rule.
5. The organization scored above 90% but was below most other organizations.
6. The measure results are not statistically valid.
7. The measure results are based on a sample of patients.
8. The number of months with measure data is below the reporting requirement.
9. The measure results are temporarily suppressed pending resubmission of updated data.
10. Test Measure: a measure being evaluated for reliability of the individual data elements or awaiting National Quality Forum Endorsement.
11. There were no eligible patients that met the denominator criteria.

12. The measure rate is within optimal range.

* This information can also be viewed at [Hospital Compare](#).

** Indicates per 1000 hours of patient care.

*** The measure was not in effect for this quarter.

---- Null value or data not displayed.

Hospital	2022 National Patient Safety Goals	Nationwide Comparison:	Statewide Comparison:
Reporting Period: January 2022 - December 2022			
National Quality Improvement Goals:			
	Emergency Department	National Comparison:  2	Statewide Comparison:  2
	Immunization	National Comparison:  2	Statewide Comparison:  2
	Perinatal Care	National Comparison:  2	Statewide Comparison:  2

[New Changes to Quarterly Measure](#)



[Download Quarterly Measure Results](#)

* State results are not calculated for the National Patient Safety Goals.

National Quality Improvement Goals:

Fort HealthCare, Inc.

HCO ID: 7636
611 Sherman Avenue East
Fort Atkinson , WI, 53538

Measure Area	Nationwide	Statewide
Perinatal Care Compared to Other Joint Commission Accredited Organizations Read More	 2	 2

Measure	Hospital Results	Nationwide Top Performer Threshold	Average Rate	Statewide Top Performer Threshold	Average Rate		
Elective Delivery Read More See Quarterly Results	 0% of 26 Eligible Patients	Nationwide Statewide	Top Performer Threshold	0%	2%	Average Rate	0% 2%

Quarterly Measure Results

Number of Eligible Patients

Rate

Nationwide Average

Jan - Mar 2022

26

0%

2%

Apr - Jun 2022

26

0%

2%

Jul - Sep 2022

26

0%




2%

Oct - Dec 2022

26

0%

2%

Measure	Hospital Results	Nationwide Top Performer Threshold	Average Rate	Statewide Top Performer Threshold	Average Rate		
Cesarean Birth Read More See Quarterly Results	 0% of 97 Eligible Patients	Nationwide Statewide	Top Performer Threshold	 12	26%	Average Rate	 12 23%

Quarterly Measure Results

Number of Eligible Patients

Rate

Nationwide Average

Jan - Mar 2022

97

 1

26%

Apr - Jun 2022

97

 1

26%

Jul - Sep 2022

97

 1

26%

Oct - Dec 2022

97

 1

26%

Measure	Hospital Results	Nationwide Top Performer Threshold	Average Rate	Statewide Top Performer Threshold	Average Rate		
Exclusive Breast Milk Feeding Read More See Quarterly Results	 76% of 282 Eligible Patients	Nationwide Statewide	Top Performer Threshold	72%	50%	Average Rate	75% 65%

Quarterly Measure Results

Number of Eligible Patients

Rate

Nationwide Average

Jan - Mar 2022

282

79%

48%

Apr - Jun 2022

282

73%

51%

Jul - Sep 2022

282

78%

50%

Oct - Dec 2022

282

76%

49%

Measure	Hospital Results	Nationwide Top Performer Threshold	Average Rate	Statewide Top Performer Threshold	Average Rate	Average Rate	
Unexpected Complications in Term Newborns per 1000 livebirths - Severe Rate Read More See Quarterly Results	 26% of 273 Eligible Patients	Nationwide Statewide	Top Performer Threshold	5%	13%	Average Rate	1% 16%

Quarterly Measure Results

Number of Eligible Patients

Rate

Nationwide Average

Jan - Mar 2022

273

0%

12%

Apr - Jun 2022

273

0%

13%

Jul - Sep 2022

273

28%

13%

Oct - Dec 2022

273

68%

13%

Measure Area

Nationwide Statewide

Emergency Department Compared to Other Joint Commission
[Read More](#) Accredited Organizations

N/D 2

N/D 2

Measure	Hospital Results	Nationwide	Weighted	Statewide	Weighted		
		Top Performer Threshold	Median	Top Performer Threshold	Median	Average Rate	
Median Time from ED Arrival to ED Departure for Admitted ED Patients Read More See Quarterly Results	N/D 2 273.00 minutes 392 eligible Patients	Nationwide Statewide	Top Performer Threshold	223	583.00	_____3_____3	

Quarterly Measure Results

Number of Eligible Patients
 Weighted Median Minutes
 Nationwide Weighted Median Minutes

Jan - Mar 2022

392
 286.00
 642.49

Apr - Jun 2022

392
 249.00
 515.65

Jul - Sep 2022

392
 279.00
 572.90

Oct - Dec 2022

392
 272.00
 592.50

Measure	Hospital Results	Nationwide Top Performer Threshold	Weighted Median	Statewide Top Performer Threshold	Weighted Median	Average Rate	
Admit Decision Time to ED Departure Time for Admitted Patients Read More See Quarterly Results	ND 2 76.00 minutes 390 eligible Patients	Nationwide Statewide	Top Performer Threshold	57	283.00	_____3_____3	

Quarterly Measure Results

Number of Eligible Patients
 Weighted Median Minutes
 Nationwide Weighted Median Minutes

Jan - Mar 2022

390
 91.00
 345.12

Apr - Jun 2022

390
 69.00
 229.11

Jul - Sep 2022

390
 70.00
 258.76

Oct - Dec 2022

390
 70.00
 289.46

Measure Area Nationwide Statewide

Immunization Compared to Other Joint Commission N/D 2 N/D 2
[Read More](#) Accredited Organizations

Measure	Hospital Results	Nationwide Top Performer Threshold	Average Rate	Statewide Top Performer Threshold	Average Rate	
Influenza Immunization Read More See Quarterly Results	+ 96% of 265 Eligible Patients	Nationwide Statewide	Top Performer Threshold	99%	79%	Average Rate _____3_____3

Quarterly Measure Results

Number of Eligible Patients

Rate

Nationwide Average

Jan - Mar 2022

265

96%

82%

Apr - Jun 2022

1

1

1

Jul - Sep 2022

1

1

1

Oct - Dec 2022

265

95%

75%