



Organizations that have achieved
The Gold Seal of Approval® from
The Joint Commission®



Quality Report



Cedars-Sinai Health System



DBA: Cedars-Sinai Medical Center
HCO ID: 9792
8700 Beverly Blvd.
Los Angeles, CA, 90048
(310) 423-7176
www.cedars-sinai.org

Summary of Quality Information

Accreditation Programs

[View Accreditation History](#)



Accreditation Decision	Effective Date	Last Full Survey Date	Last On-Site Survey Date
Hospital Accredited	5/1/2021	4/30/2021	4/30/2021

Advanced Certification Programs

[View Certification History](#)



[Advanced Comprehensive Stroke Center](#)

Certification Decision

[Certification](#)

Effective Date

3/2/2019

Last Full Survey Date

3/1/2019

Last On-Site Survey Date

3/1/2019



[Ventricular Assist Device](#)

Certification Decision

[Certification](#)

Effective Date

9/11/2019

Last Full Survey Date

9/10/2019

Last On-Site Survey Date

9/10/2019

Cancer Treatment Center

9090 Wilshire Blvd, 2nd Floor
Beverly Hills, CA, 90211

Available Services

- Administration of Blood Product (Outpatient)
- Administration of High Risk Medications (Outpatient)
- Outpatient Clinics (Outpatient)

Cedars - Sinai Health System

DBA: Cedars - Sinai Medical Center
8700 Beverly Boulevard
Los Angeles, CA, 90048

Available Services

- Brachytherapy (Imaging/Diagnostic Services)
- Cardiac Catheterization Lab (Surgical Services)
- Cardiac Surgery (Surgical Services)
- Cardiothoracic Surgery (Surgical Services)
- Cardiovascular Unit (Inpatient)
- Coronary Care Unit (Inpatient)
- CT Scanner (Imaging/Diagnostic Services)
- Dialysis Unit (Inpatient)
- Ear/Nose/Throat Surgery (Surgical Services)
- EEG/EKG/EMG Lab (Imaging/Diagnostic Services)
- Gastroenterology (Surgical Services)
- General Laboratory Tests
- GI or Endoscopy Lab (Imaging/Diagnostic Services)
- Gynecological Surgery (Surgical Services)
- Gynecology (Inpatient)
- Hazardous Medication Compounding (Inpatient)
- Hematology/Oncology Unit (Inpatient)
- Inpatient Unit (Inpatient)
- Interventional Radiology (Imaging/Diagnostic Services)
- Labor & Delivery (Inpatient)
- Magnetic Resonance Imaging (Imaging/Diagnostic Services)
- Medical /Surgical Unit (Inpatient)
- Medical ICU (Intensive Care Unit)
- Neuro/Spine ICU (Intensive Care Unit)
- Neuro/Spine Unit (Inpatient)
- Neurosurgery (Surgical Services)
- Non-Sterile Medication Compounding (Inpatient)
- Normal Newborn Nursery (Inpatient)
- Nuclear Medicine (Imaging/Diagnostic Services)
- Nuclear Pharmacy (Inpatient)
- Ophthalmology (Surgical Services)
- Orthopedic Surgery (Surgical Services)
- Orthopedic/Spine Unit (Inpatient)
- Outpatient Clinics (Outpatient)
- Pediatric Unit (Inpatient)
- Plastic Surgery (Surgical Services)

- Positron Emission Tomography (PET) (Imaging/Diagnostic Services)
- Post Anesthesia Care Unit (PACU) (Inpatient)
- Radiation Oncology (Imaging/Diagnostic Services)
- Sterile Medication Compounding (Inpatient)
- Surgical ICU (Intensive Care Unit)
- Surgical Unit (Inpatient)
- Teleradiology (Imaging/Diagnostic Services)
- Thoracic Surgery (Surgical Services)
- Transplant Surgery (Surgical Services)
- Ultrasound (Imaging/Diagnostic Services)
- Urology (Surgical Services)
- Vascular Surgery (Surgical Services)

Certification Programs

- Advanced Comprehensive Stroke Center
- Ventricular Assist Device

Cedars-Sinai Comprehensive Transplant Center

8900 Beverly Blvd
Los Angeles, CA, 90048

Available Services

- Administration of High Risk Medications (Outpatient)
- Outpatient Clinics (Outpatient)

Cedars-Sinai Medical Center Mark Goodson Building

DBA: Mark Goodson Building
444 San Vicente Boulevard Suite 160
Los Angeles, CA, 90048

Available Services

- Administration of High Risk Medications (Outpatient)
- Anesthesia (Outpatient)
- Outpatient Clinics (Outpatient)
- Perform Invasive Procedure (Outpatient)

Cedars-Sinai Medical Center Spielberg Building

8723 Alden Drive
Los Angeles, CA, 90048

Available Services

- Administration of High Risk Medications (Outpatient)
- Outpatient Clinics (Outpatient)
- Perform Invasive Procedure (Outpatient)

Cedars-Sinai Medical Office Tower

8635 West Third Street
Los Angeles, CA, 90048

Available Services

- Outpatient Clinics (Outpatient)

Cedars-Sinai Medical Office Tower

8631 West Third Street
Los Angeles, CA, 90048

Available Services

- Administration of High Risk Medications (Outpatient)
- Outpatient Clinics (Outpatient)

Coach For Kids

8723 Alden Drive
Los Angeles, CA, 90048

Available Services

- Outpatient Clinics (Outpatient)

Thalians

8730 Alden Drive
Los Angeles, CA, 90048

Available Services

- Outpatient Clinics (Outpatient)

The Pavillion

127 S. San Vicente Boulevard
Los Angeles, CA, 90048

Available Services

- Administration of Blood Product (Outpatient)
- Administration of High Risk Medications (Outpatient)
- Ambulatory Surgery Center (Outpatient)
- Anesthesia (Outpatient)
- Perform Invasive Procedure (Outpatient)

Special Quality Awards

Due to our commitment to accurate data reporting, The Joint Commission is suspending the practice of updating Special Quality Awards until further notice

- **2015** Metabolic and Bariatric Surgery Accreditation and Quality Improvement Program
- **2014** Magnet Award







Cooperative Agreements

Hospital - Accredited by [American College of Surgeons-Commission on Cancer \(ACoS-COC\)](#)

Laboratory - Accredited by [American Society for Histocompatibility and Immunogenetics \(ASHI\)](#)

National Patient Safety Goals and National Quality Improvement Goals

Symbol Key

-  This organization achieved the best possible results
-  This organization's performance is above the target range/value
-  This organization's performance is similar to the target range/value
-  This organization's performance is below the target range/value
-  This measure is not applicable for this organization
-  Not displayed

Measures Footnote Key

1. The measure or measure set was not reported.
2. The measure set does not have an overall result.
3. The number is not enough for comparison purposes.
4. The measure meets the Privacy Disclosure Threshold rule.
5. The organization scored above 90% but was below most other organizations.
6. The measure results are not statistically valid.
7. The measure results are based on a sample of patients.
8. The number of months with measure data is below the reporting requirement.
9. The measure results are temporarily suppressed pending resubmission of updated data.
10. Test Measure: a measure being evaluated for reliability of the individual data elements or awaiting National Quality Forum Endorsement.
11. There were no eligible patients that met the denominator criteria.

The Joint Commission only reports measures endorsed by the [National Quality Forum](#).

* This information can also be viewed at [Hospital Compare](#).

** Indicates per 1000 hours of patient care.

*** The measure was not in effect for this quarter.

---- Null value or data not displayed.

Hospital	<u>2021 National Patient Safety Goals</u>	Nationalwide Comparison:	Statewide Comparison:
Reporting Period: January 2020 - December 2020			
<u>National Quality Improvement Goals:</u>			
	<u>Perinatal Care</u>	National Comparison: 2	Statewide Comparison: 2

[New Changes to Quarterly Measure](#)

[Download Quarterly Measure Results](#)

The Joint Commission only reports measures endorsed by the [National Quality Forum](#).

* State results are not calculated for the National Patient Safety Goals.

National Quality Improvement Goals:

Cedars-Sinai Health System

HCO ID: 9792
8700 Beverly Blvd.
Los Angeles , CA, 90048

Measure Area	Nationalwide	Statewide
Perinatal Care Compared to Other Joint Commission Accredited Organizations	2	2
<u>Read More</u>		

Measure	Hospital Results	Nationalwide		Statewide			
		Top 10% Scored at Least	Average Rate	Top 10% Scored at Least	Average Rate		
Elective Delivery							
<u>Read More</u>	7% of 292	Nationwide	Top 10% Scored at Least	0%	2%	Average Rate	0% 2%
<u>See Quarterly Results</u>	Eligible Patients	Statewide					

Quarterly Measure Results

Number of Eligible Patients

Rate

Nationwide Average

Jan - Mar 2020

292

3%

2%

Apr - Jun 2020

292

9%

2%

Jul - Sep 2020

292

7%


2%

Oct - Dec 2020

292

8%

2%

Measure	Hospital Results	Nationwide Top 10% Scored at Least	Average Rate	Statewide Top 10% Scored at Least	Average Rate		
Cesarean Birth Read More See Quarterly Results	 0% of Eligible Patients	Nationwide Statewide	Top 10% Scored at Least	16%	25%	Average Rate	16% 23%

Quarterly Measure Results

Number of Eligible Patients

Rate

Nationwide Average

Jan - Mar 2020

1

1

25%

Apr - Jun 2020

1

1

25%

Jul - Sep 2020

1

1


25%

Oct - Dec 2020

1

1

26%

Measure	Hospital Results	Nationwide Top 10% Scored at Least	Average Rate	Statewide Top 10% Scored at Least	Average Rate		
Exclusive Breast Milk Feeding Read More See Quarterly Results	 55% of 4947 Eligible Patients	Nationwide Statewide	Top 10% Scored at Least	71%	51%	Average Rate	80% 63%

Quarterly Measure Results

Number of Eligible Patients

Rate

Nationwide Average

Jan - Mar 2020

4947

52%

52%

Apr - Jun 2020

4947

57%

52%

Jul - Sep 2020

4947

55%


50%

Oct - Dec 2020

4947

55%

49%

Measure	Hospital Results	Nationwide Top 10% Scored at Least	Average Rate	Statewide Top 10% Scored at Least	Average Rate	Average Rate	
Unexpected Complications in Term Newborns per 1000 livebirths - Overall Rate Read More See Quarterly Results	 37% of 4893 Eligible Patients	Nationwide Statewide	Top 10% Scored at Least	15%	31%	Average Rate	13% 28%

Quarterly Measure Results

Number of Eligible Patients

Rate

Nationwide Average

Jan - Mar 2020

4893

30%

32%

Apr - Jun 2020

4893

40%

30%

Jul - Sep 2020

4893

40%

31%

Oct - Dec 2020

4893

39%

31%

Measure	Hospital Results	Nationwide Top 10% Scored at Least	Average Rate	Statewide Top 10% Scored at Least	Average Rate		
Unexpected Complications in Term Newborns per 1000 livebirths - Severe Rate Read More See Quarterly Results	12% of 4893 Eligible Patients	Nationwide Statewide	Top 10% Scored at Least	5%	13%	Average Rate	5% 14%

Quarterly Measure Results

Number of Eligible Patients

Rate

Nationwide Average

Jan - Mar 2020

4893

10%

13%

Apr - Jun 2020

4893

13%

13%

Jul - Sep 2020

4893

12%


13%

Oct - Dec 2020

4893

12%

13%

Measure	Hospital Results	Nationwide Top 10% Scored at Least	Average Rate	Statewide Top 10% Scored at Least	Average Rate		
Unexpected Complications in Term Newborns per 1000 livebirths - Moderate Rate	 25% of 4893 Eligible Patients	Nationwide Statewide	Top 10% Scored at Least	2%	18%	Average Rate	0% 15%
Read More See Quarterly Results							

Quarterly Measure Results

Number of Eligible Patients

Rate

Nationwide Average

Jan - Mar 2020

4893

19%

19%

Apr - Jun 2020

4893

26%

18%

Jul - Sep 2020

4893

28%

18%

Oct - Dec 2020

4893

28%

18%