



Organizations that have achieved
The Gold Seal of Approval® from
The Joint Commission®



Quality Report





Kaiser Foundation Hospitals-Baldwin Park Medical Center

DBA: Baldwin Park Medical Center
HCO ID: 125213
1011 Baldwin Park Boulevard
Baldwin Park, CA, 91706
(626) 851-1011
www.kp.org

Summary of Quality Information

Accreditation Programs

[View Accreditation History](#)



Hospital	Accreditation Decision	Effective Date	Last Full Survey Date	Last On-Site Survey Date
	Accredited	2/24/2018	2/23/2018	12/17/2019

Advanced Certification Programs

[View Certification History](#)



[Advanced Palliative Care](#)

Certification Decision

[Certification](#)

Effective Date

6/9/2021

Last Full Survey Date

6/8/2021

Last On-Site Survey Date

6/8/2021



[Advanced Total Hip and Total Knee Replacement](#)

Certification Decision

[Certification](#)

Effective Date

3/13/2020

Last Full Survey Date

3/12/2020

Last On-Site Survey Date

3/12/2020



[Heart Failure](#)

Certification Decision

[Certification](#)

Effective Date

5/12/2021

Last Full Survey Date

5/11/2021

Last On-Site Survey Date

5/11/2021



[Primary Stroke Center](#)

Certification Decision

[Certification](#)

Effective Date

12/4/2020

Last Full Survey Date

12/3/2020

Last On-Site Survey Date

12/3/2020

Core Certification Programs



[Sepsis](#)

Certification Decision

[Certification](#)

Effective Date

9/22/2021

Last Full Survey Date

9/21/2021

Last On-Site Survey Date

9/21/2021

Sites

Kaiser Foundation Hospital-Baldwin Park Medical Center

DBA: Baldwin Park Medical Center

1011 Baldwin Park Blvd.

Baldwin Park, CA, 91706

Available Services

- CT Scanner (Imaging/Diagnostic Services)
- Ear/Nose/Throat Surgery (Surgical Services)
- Gastroenterology (Surgical Services)
- GI or Endoscopy Lab (Imaging/Diagnostic Services)
- Gynecological Surgery (Surgical Services)
- Gynecology (Inpatient)
- Hazardous Medication Compounding (Inpatient)
- Inpatient Unit (Inpatient)
- Interventional Radiology (Imaging/Diagnostic Services)
- Labor & Delivery (Inpatient)
- Magnetic Resonance Imaging (Imaging/Diagnostic Services)
- Medical /Surgical Unit (Inpatient)
- Medical ICU (Intensive Care Unit)
- Nuclear Medicine (Imaging/Diagnostic Services)
- Ophthalmology (Surgical Services)
- Orthopedic Surgery (Surgical Services)
- Post Anesthesia Care Unit (PACU) (Inpatient)
- Radiation Oncology (Imaging/Diagnostic Services)
- Sterile Medication Compounding (Inpatient)
- Surgical ICU (Intensive Care Unit)
- Teleradiology (Imaging/Diagnostic Services)
- Ultrasound (Imaging/Diagnostic Services)
- Urology (Surgical Services)
- Vascular Surgery (Surgical Services)

Certification Programs

- Advanced Palliative Care
- Advanced Total Hip and Total Knee Replacement
- Heart Failure
- Primary Stroke Center
- Sepsis

Kaiser Permanente Irwindale Ambulatory Surgery Unit

12761 Schabarum Avenue, Irwindale, CA
Irwindale, CA, 91706

Available Services

- Ambulatory Surgery Center (Outpatient)
- Anesthesia (Outpatient)
- Perform Invasive Procedure (Outpatient)

Kaiser Permanente Peritoneal Dialysis Training

DBA: Outpatient Peritoneal Dialysis Training
1813 N. Hacienda Blvd.
La Puente, CA, 91744

Available Services

- Dialysis (Outpatient)
- Outpatient Clinics (Outpatient)







Special Quality Awards

Due to our commitment to accurate data reporting, The Joint Commission is suspending the practice of updating Special Quality Awards until further notice

- **2014** Gold Plus Get With The Guidelines - Stroke

National Patient Safety Goals and National Quality Improvement Goals

Symbol Key

-  This organization achieved the best possible results
-  This organization's performance is above the target range/value
-  This organization's performance is similar to the target range/value
-  This organization's performance is below the target range/value
-  This measure is not applicable for this organization
-  Not displayed

Measures Footnote Key

1. The measure or measure set was not reported.
2. The measure set does not have an overall result.

3. The number is not enough for comparison purposes.
4. The measure meets the Privacy Disclosure Threshold rule.
5. The organization scored above 90% but was below most other organizations.
6. The measure results are not statistically valid.
7. The measure results are based on a sample of patients.
8. The number of months with measure data is below the reporting requirement.
9. The measure results are temporarily suppressed pending resubmission of updated data.
10. Test Measure: a measure being evaluated for reliability of the individual data elements or awaiting National Quality Forum Endorsement.
11. There were no eligible patients that met the denominator criteria.

The Joint Commission only reports measures endorsed by the [National Quality Forum](#).

* This information can also be viewed at [Hospital Compare](#).

** Indicates per 1000 hours of patient care.

*** The measure was not in effect for this quarter.

---- Null value or data not displayed.

Hospital	2019 National Patient Safety Goals	Nationwide Comparison:	Statewide Comparison:
		✔	(N/A)
<p>Reporting Period: January 2020 - December 2020</p> <p>National Quality Improvement Goals:</p>			
	Perinatal Care	National Comparison: (N/D) 2	Statewide Comparison: (N/D) 2

[New Changes to Quarterly Measure](#)

[Download Quarterly Measure Results](#)

The Joint Commission only reports measures endorsed by the [National Quality Forum](#).

* State results are not calculated for the National Patient Safety Goals.

National Quality Improvement Goals:

Kaiser Foundation Hospitals-Baldwin Park Medical Center

HCO ID: 125213
 1011 Baldwin Park Boulevard
 Baldwin Park , CA, 91706

Measure Area	Nationwide	Statewide
Perinatal Care Compared to Other Joint Commission Accredited Organizations	(N/D) 2	(N/D) 2
Read More		

Measure	Hospital Results	Nationwide Top 10% Scored at Least	Average Rate	Statewide Top 10% Scored at Least	Average Rate		
Elective Delivery Read More See Quarterly Results	 8 4% of 94 Eligible Patients	Nationwide Statewide	Top 10% Scored at Least	0%	2%	Average Rate	0% 2%

Quarterly Measure Results

Number of Eligible Patients

Rate

Nationwide Average

Jan - Mar 2020

1

1

2%

Apr - Jun 2020

1

1

2%

Jul - Sep 2020

94

2%


2%

Oct - Dec 2020

94

7%

2%

Measure	Hospital Results	Nationwide Top 10% Scored at Least	Average Rate	Statewide Top 10% Scored at Least	Average Rate		
Cesarean Birth Read More See Quarterly Results	 0% of Eligible Patients	Nationwide Statewide	Top 10% Scored at Least	16%	25%	Average Rate	16% 23%

Quarterly Measure Results

Number of Eligible Patients

Rate

Nationwide Average

Jan - Mar 2020

1

1

25%

Apr - Jun 2020

1

1

25%

Jul - Sep 2020

1

1

25%

Oct - Dec 2020

1

1

26%

Measure	Hospital Results	Nationwide Top 10% Scored at Least	Average Rate	Statewide Top 10% Scored at Least	Average Rate		
Exclusive Breast Milk Feeding	(N/D) 8 69% of 723 Eligible Patients	Nationwide Statewide	Top 10% Scored at Least	71%	51%	Average Rate	80% 63%
Read More See Quarterly Results							

Quarterly Measure Results

Number of Eligible Patients

Rate

Nationwide Average

Jan - Mar 2020

1

1

52%

Apr - Jun 2020

1

1

52%

Jul - Sep 2020

723

66%

50%

Oct - Dec 2020

723

72%

49%

Measure	Hospital Results	Nationwide Top 10% Scored at Least	Average Rate	Statewide Top 10% Scored at Least	Average Rate	Average Rate	
Unexpected Complications in Term Newborns per 1000 livebirths - Overall Rate Read More See Quarterly Results	 8 12% of 1381 Eligible Patients	Nationwide Statewide	Top 10% Scored at Least	15%	31%	Average Rate	13% 28%

Quarterly Measure Results

Number of Eligible Patients

Rate

Nationwide Average

Jan - Mar 2020

1

1

32%

Apr - Jun 2020

1

1

30%

Jul - Sep 2020

1381

10%

31%

Oct - Dec 2020

1381

13%

31%

Measure	Hospital Results	Nationwide Top 10% Scored at Least	Average Rate	Statewide Top 10% Scored at Least	Average Rate		
Unexpected Complications in Term Newborns per 1000 livebirths - Severe Rate	3% of 1381 Eligible Patients	Nationwide Statewide	Top 10% Scored at Least	5%	13%	Average Rate	5% 14%

Unexpected Complications in Term ^(ND)8

Newborns per 1000 livebirths - Severe Rate

[Read More](#)

[See Quarterly Results](#)

Quarterly Measure Results

Number of Eligible Patients

Rate

Nationwide Average

Jan - Mar 2020

1

1

13%

Apr - Jun 2020

1

1

13%

Jul - Sep 2020

1381

4%

13%

Oct - Dec 2020

1381

1%

13%

Measure	Hospital Results	Nationwide Top 10% Scored at Least	Average Rate	Statewide Top 10% Scored at Least	Average Rate	Average Rate	
Unexpected Complications in Term Newborns per 1000 livebirths - Moderate Rate	9% of 1381 Eligible Patients	Nationwide Statewide	Top 10% Scored at Least	2%	18%	Average Rate	0% 15%
	8						
Read More							
See Quarterly Results							

Quarterly Measure Results

Number of Eligible Patients

Rate

Nationwide Average

Jan - Mar 2020

1

1

19%

Apr - Jun 2020

1

1

18%

Jul - Sep 2020

1381

6%

18%

Oct - Dec 2020

1381

11%

18%