



Organizations that have achieved
The Gold Seal of Approval® from
The Joint Commission®



Quality Report





Riverside Community Hospital

HCO ID: 10046
4445 Magnolia Avenue
Riverside, CA, 92501
(951) 788-3000
riversidecommunityhospital.com

Summary of Quality Information

Accreditation Programs

[View Accreditation History](#)



Hospital	Accreditation Decision	Effective Date	Last Full Survey Date	Last On-Site Survey Date
	Accredited	11/20/2021	11/19/2021	11/19/2021

Core Certification Programs

[View Certification History](#)



[Joint Replacement - Hip](#)

Certification Decision

[Certification](#)

Effective Date

8/14/2021

Last Full Survey Date

8/13/2021

Last On-Site Survey Date

8/13/2021



[Joint Replacement - Knee](#)

Certification Decision

[Certification](#)

Effective Date

8/14/2021

Last Full Survey Date

8/13/2021

Last On-Site Survey Date

8/13/2021

Comprehensive Transplant Center

4510 Brockton Ave
Riverside, CA, 92501

Available Services

- Outpatient Clinics (Outpatient)

Deanza Surgery Center

4444 Magnolia Ave
Riverside, CA, 92501

Available Services

- Administration of High Risk Medications (Outpatient)
- Ambulatory Surgery Center (Outpatient)
- Anesthesia (Outpatient)
- Perform Invasive Procedure (Outpatient)

Heartcare Rehabilitation Center

4500 Brockton Ave
Riverside, CA, 92501

Available Services

- Outpatient Clinics (Outpatient)

Riverside Community Hospital

4445 Magnolia Avenue
Riverside, CA, 92501

Available Services

- Cardiac Catheterization Lab (Surgical Services)
- Cardiac Surgery (Surgical Services)
- Cardiothoracic Surgery (Surgical Services)
- Cardiovascular Unit (Inpatient)
- CT Scanner (Imaging/Diagnostic Services)
- Ear/Nose/Throat Surgery (Surgical Services)
- EEG/EKG/EMG Lab (Imaging/Diagnostic Services)
- Gastroenterology (Surgical Services)
- GI or Endoscopy Lab (Imaging/Diagnostic Services)
- Gynecological Surgery (Surgical Services)
- Gynecology (Inpatient)
- Hazardous Medication Compounding (Inpatient)
- Inpatient Unit (Inpatient)
- Interventional Radiology (Inpatient)
- Interventional Radiology (Outpatient)
- Interventional Radiology (Imaging/Diagnostic Services)
- Labor & Delivery (Inpatient)
- Magnetic Resonance Imaging (Imaging/Diagnostic Services)
- Medical /Surgical Unit (Inpatient)
- Medical ICU (Intensive Care Unit)
- Neurosurgery (Surgical Services)
- Non-Sterile Medication Compounding (Inpatient)
- Normal Newborn Nursery (Inpatient)

- Nuclear Medicine (Imaging/Diagnostic Services)
- Orthopedic Surgery (Surgical Services)
- Orthopedic/Spine Unit (Inpatient)
- Outpatient Clinics (Outpatient)
- Pediatric Unit (Inpatient)
- Plastic Surgery (Surgical Services)
- Post Anesthesia Care Unit (PACU) (Inpatient)
- Radiation Oncology (Imaging/Diagnostic Services)
- Sterile Medication Compounding (Inpatient)
- Surgical ICU (Intensive Care Unit)
- Surgical Unit (Inpatient)
- Teleradiology (Imaging/Diagnostic Services)
- Thoracic Surgery (Surgical Services)
- Ultrasound (Imaging/Diagnostic Services)
- Urology (Surgical Services)
- Vascular Surgery (Surgical Services)

Certification Programs

- Joint Replacement - Hip
- Joint Replacement - Knee

Other Clinics/Practices Located at This Site:

- Breast Imaging Center
- CANCER CENTER
- DeAnza Outpatient Surgery Dept
- Heart Care Rehab Center
- Riverside Orthopedic Institute - Outpatient Orthopedic Clini

The Cancer Center

4500 Brockton Ave
Riverside, CA, 92501

Available Services




- Outpatient Clinics (Outpatient)

Cooperative Agreements

Hospital - Accredited by [American College of Surgeons-Commission on Cancer \(ACoS-COC\)](#)

National Patient Safety Goals and National Quality Improvement Goals

Symbol Key

-  This organization achieved the best possible results
-  This organization's performance is above the target range/value
-  This organization's performance is similar to the target range/value

- ⊖ This organization's performance is below the target range/value
- ⊖/N/A This measure is not applicable for this organization
- ⊖/N/D Not displayed

Measures Footnote Key

1. The measure or measure set was not reported.
2. The measure set does not have an overall result.
3. The number is not enough for comparison purposes.
4. The measure meets the Privacy Disclosure Threshold rule.
5. The organization scored above 90% but was below most other organizations.
6. The measure results are not statistically valid.
7. The measure results are based on a sample of patients.
8. The number of months with measure data is below the reporting requirement.
9. The measure results are temporarily suppressed pending resubmission of updated data.
10. Test Measure: a measure being evaluated for reliability of the individual data elements or awaiting National Quality Forum Endorsement.
11. There were no eligible patients that met the denominator criteria.

The Joint Commission only reports measures endorsed by the [National Quality Forum](#).

* This information can also be viewed at [Hospital Compare](#).

** Indicates per 1000 hours of patient care.

*** The measure was not in effect for this quarter.

---- Null value or data not displayed.

Hospital	2018 National Patient Safety Goals	Nationwide Comparison:	Statewide Comparison:
	Reporting Period: April 2020 - March 2021 National Quality Improvement Goals: Perinatal Care	Nationwide Comparison: 	Statewide Comparison:  National Comparison:  2 Statewide Comparison:  2

[New Changes to Quarterly Measure](#)

[Download Quarterly Measure Results](#)

The Joint Commission only reports measures endorsed by the [National Quality Forum](#).

* State results are not calculated for the National Patient Safety Goals.

National Quality Improvement Goals:

Riverside Community Hospital

HCO ID: 10046
 4445 Magnolia Avenue
 Riverside , CA, 92501

Measure Area	Nationwide Statewide	
Perinatal Care Compared to Other Joint Commission Accredited Organizations	2	2
Read More		

Measure	Hospital Results	Nationwide Top 10% Scored at Least	Average Rate	Statewide Top 10% Scored at Least	Average Rate		
Elective Delivery Read More See Quarterly Results	1% of 113 Eligible Patients	Nationwide Statewide	Top 10% Scored at Least	0%	2%	Average Rate	0% 2%

Quarterly Measure Results	
Number of Eligible Patients	Rate
Nationwide Average	
Apr - Jun 2020	
113	0%
	2%
Jul - Sep 2020	
113	0%
	2%
Oct - Dec 2020	
113	0%
	2%
Jan - Mar 2021	
113	4%
	3%

Measure	Hospital Results	Nationwide Top 10% Scored at Least	Average Rate	Statewide Top 10% Scored at Least	Average Rate		
Cesarean Birth Read More See Quarterly Results	0% of Eligible Patients	Nationwide Statewide	Top 10% Scored at Least	16%	25%	Average Rate	16% 23%

Quarterly Measure Results

Number of Eligible Patients

Rate

Nationwide Average

Apr - Jun 2020

1

1

25%

Jul - Sep 2020

1

1

25%

Oct - Dec 2020

1

1


26%

Jan - Mar 2021

1

1

25%

Measure	Hospital Results	Nationwide Top 10% Scored at Least	Average Rate	Statewide Top 10% Scored at Least	Average Rate		
Exclusive Breast Milk Feeding Read More See Quarterly Results	 50% of 411 Eligible Patients	Nationwide Statewide	Top 10% Scored at Least	71%	50%	Average Rate	80% 62%

Quarterly Measure Results

Number of Eligible Patients

Rate

Nationwide Average

Apr - Jun 2020

411

58%

53%

Jul - Sep 2020

411

49%

50%

Oct - Dec 2020

411

52%

49%

Jan - Mar 2021

411

41%

49%

Measure	Hospital Results	Nationwide Top 10% Scored at Least	Average Rate	Statewide Top 10% Scored at Least	Average Rate	Average Rate	
Unexpected Complications in Term Newborns per 1000 livebirths - Overall Rate Read More See Quarterly Results	 33% of 3083 Eligible Patients	Nationwide Statewide	Top 10% Scored at Least	15%	31%	Average Rate	13% 28%

Quarterly Measure Results

Number of Eligible Patients

Rate

Nationwide Average

Apr - Jun 2020

3083

33%

30%

Jul - Sep 2020

3083

32%

31%

Oct - Dec 2020

3083

36%

31%

Jan - Mar 2021

3083

33%

31%

Measure	Hospital Results	Nationwide Top 10% Scored at Least	Average Rate	Statewide Top 10% Scored at Least	Average Rate		
Unexpected Complications in Term Newborns per 1000 livebirths - Severe Rate Read More See Quarterly Results	8% of 3083 Eligible Patients	Nationwide Statewide	Top 10% Scored at Least	5%	13%	Average Rate	5% 14%

Quarterly Measure Results

Number of Eligible Patients

Rate

Nationwide Average

Apr - Jun 2020

3083

7%

13%

Jul - Sep 2020

3083

7%

13%

Oct - Dec 2020

3083

10%

13%

Jan - Mar 2021

3083

10%

13%

Measure	Hospital Results	Nationwide Top 10% Scored at Least	Average Rate	Statewide Top 10% Scored at Least	Average Rate	Average Rate	
Unexpected Complications in Term Newborns per 1000 livebirths - Moderate Rate Read More See Quarterly Results	⊕ 25% of 3083 Eligible Patients	Nationwide Statewide	Top 10% Scored at Least	2%	18%	Average Rate	0% 14%

Quarterly Measure Results

Number of Eligible Patients

Rate

Nationwide Average

Apr - Jun 2020

3083

26%

17%

Jul - Sep 2020

3083

25%

18%

Oct - Dec 2020

3083

26%

18%

Jan - Mar 2021

3083

23%

18%