



Organizations that have achieved  
The Gold Seal of Approval® from  
The Joint Commission®



# Quality Report



# National Quality Improvement Goals:

HCO ID:

Measure Area: Hospital-Based Inpatient Psychiatric Services Compared to Other Joint Commission Accredited Organizations Nationwide N/D2 Statewide N/D2

Measure	Hospital Results	Nationwide Top 10% Scored at Least	Average Rate	Statewide Top 10% Scored at Least	Average Rate		
Assessment of violence risk, substance use disorder, trauma and patient strengths completed - Overall Rate	<span style="color: green; font-weight: bold;">+</span> 98% of 720 Eligible Patients	Nationwide Statewide	Top 10% Scored at Least	100%	96%	Average Rate	_____3_____3
<a href="#">Read More</a>							
<a href="#">See Quarterly Results</a>							

## Quarterly Measure Results

Number of Eligible Patients  
Rate

Nationwide Average

**Jan - Mar 2020**

720

98%

96%

**Apr - Jun 2020**

720

99%

96%

**Jul - Sep 2020**

720

97%

95%

**Oct - Dec 2020**

720


99%

95%

Measure	Hospital Results	Nationwide Top 10% Scored at Least	Average Rate	Statewide Top 10% Scored at Least	Average Rate		
Assessment of violence risk, substance use disorder, trauma and patient strengths completed - Children (1-12 years)	 100% of 144 Eligible Patients	Nationwide Statewide	Top 10% Scored at Least	100%	97%	Average Rate	____3____3
<a href="#">Read More</a> <a href="#">See Quarterly Results</a>							

## Quarterly Measure Results

Number of Eligible Patients	Rate
<b>Nationwide Average</b>	
<b>Jan - Mar 2020</b>	
144	100%
100%	96%
<b>Apr - Jun 2020</b>	
144	100%
100%	97%
<b>Jul - Sep 2020</b>	
144	100%
100%	97%
<b>Oct - Dec 2020</b>	
144	100%
100%	97%

Measure	Hospital Results	Nationwide Top 10% Scored at Least	Average Rate	Statewide Top 10% Scored at Least	Average Rate		
Assessment of violence risk, substance use disorder, trauma and patient strengths completed - Adolescent (13-17 years)	 99% of 113 Eligible Patients	Nationwide Statewide	Top 10% Scored at Least	100%	97%	Average Rate	____3____3
<a href="#">Read More</a> <a href="#">See Quarterly Results</a>							

## Quarterly Measure Results

Number of Eligible Patients

Rate

Nationwide Average

**Jan - Mar 2020**

113

96%

97%

**Apr - Jun 2020**

113

100%

97%

**Jul - Sep 2020**

113

100%

96%

**Oct - Dec 2020**

113

100%

96%

Measure	Hospital Results	Nationwide Top 10% Scored at Least	Average Rate	Statewide Top 10% Scored at Least	Average Rate	
Assessment of violence risk, substance use disorder, trauma and patient strengths completed - Adult (18-64 years) <a href="#">Read More</a> <a href="#">See Quarterly Results</a>	 98% of 368 Eligible Patients	Nationwide Statewide	Top 10% Scored at Least	100%	95%	Average Rate _____3_____3

## Quarterly Measure Results

Number of Eligible Patients  
Rate

Nationwide Average

**Jan - Mar 2020**

368

99%

96%

**Apr - Jun 2020**

368

99%

96%

**Jul - Sep 2020**

368

95%

95%

**Oct - Dec 2020**

368

99%

95%

Measure	Hospital Results	Nationwide Top 10% Scored at Least	Average Rate	Statewide Top 10% Scored at Least	Average Rate	Average Rate	_____3_____3
Assessment of violence risk, substance use disorder, trauma and patient strengths completed - Older Adult (>= 65 years) <a href="#">Read More</a> <a href="#">See Quarterly Results</a>	 97% of 95 Eligible Patients	Nationwide Statewide	Top 10% Scored at Least	100%	95%	Average Rate	_____3_____3

## Quarterly Measure Results

Number of Eligible Patients

Rate

Nationwide Average

**Jan - Mar 2020**

95

91%

96%

**Apr - Jun 2020**

95

100%

97%

**Jul - Sep 2020**

95

96%


94%

**Oct - Dec 2020**

95

100%

95%

Measure	Hospital Results	Nationwide Top 10% Scored at Least	Average Rate	Statewide Top 10% Scored at Least	Average Rate		
Multiple Antipsychotic Medications at Discharge with Appropriate Justification Overall Rate	 38% of 26 Eligible Patients	Nationwide Statewide	Top 10% Scored at Least	100%	62%	Average Rate	_____3_____3
<a href="#">Read More</a> <a href="#">See Quarterly Results</a>							

## Quarterly Measure Results

Number of Eligible Patients

Rate

Nationwide Average

**Jan - Mar 2020**

26

40%

65%

**Apr - Jun 2020**

26

50%

64%

**Jul - Sep 2020**

26

25%

60%

**Oct - Dec 2020**

26

43%

59%

Measure	Hospital Results	Nationwide Top 10% Scored at Least	Average Rate	Statewide Top 10% Scored at Least	Average Rate		
Multiple Antipsychotic Medications at Discharge with Appropriate Justification Children Age 1 - 12 <a href="#">Read More</a> (No Quarterly Result are available)	<span style="border: 1px solid black; border-radius: 50%; padding: 2px;">ND</span> 3 ----	Nationwide Statewide	Top 10% Scored at Least	100%	36%	Average Rate	____ 3 ____ 3

## Quarterly Measure Results

Number of Eligible Patients

Rate

Nationwide Average

**Jan - Mar 2020**

\_\_\_\_ 1

\_\_\_\_ 1

\_\_\_\_ 1

**Apr - Jun 2020**

\_\_\_\_ 1

\_\_\_\_ 1

\_\_\_\_ 1

**Jul - Sep 2020**

\_\_\_\_ 1

\_\_\_\_ 1

\_\_\_\_ 1

**Oct - Dec 2020**

\_\_\_\_ 1

\_\_\_\_ 1

\_\_\_\_ 1

Measure	Hospital Results	Nationwide Top 10% Scored at Least	Average Rate	Statewide Top 10% Scored at Least	Average Rate		
Multiple Antipsychotic Medications at Discharge with Appropriate Justification Adolescents Age 13 - 17	 3 ----	Nationwide Statewide	Top 10% Scored at Least	100%	45%	Average Rate	____ 3 ____ 3
<a href="#">Read More</a> (No Quarterly Result are available)							



## Quarterly Measure Results

Number of Eligible Patients  
Rate

Nationwide Average

**Jan - Mar 2020**

\_\_\_\_ 1

\_\_\_\_ 1

\_\_\_\_ 1

**Apr - Jun 2020**

\_\_\_\_ 1

\_\_\_\_ 1

\_\_\_\_ 1

**Jul - Sep 2020**

\_\_\_\_ 1

\_\_\_\_ 1

\_\_\_\_ 1

**Oct - Dec 2020**

\_\_\_\_ 1

\_\_\_\_ 1

\_\_\_\_ 1

Measure	Hospital Results	Nationwide Top 10% Scored at Least	Average Rate	Statewide Top 10% Scored at Least	Average Rate	
Multiple Antipsychotic Medications at Discharge with Appropriate Justification Adults Age 18 - 64 <a href="#">Read More</a> <a href="#">See Quarterly Results</a>	⊖ 41% of 22 Eligible Patients	Nationwide Statewide	Top 10% Scored at Least	100%	63%	Average Rate _____ 3 _____ 3

## Quarterly Measure Results

Number of Eligible Patients

Rate

Nationwide Average

**Jan - Mar 2020**

22

40%

66%

**Apr - Jun 2020**

22

60%

65%

**Jul - Sep 2020**

22

29%

61%

**Oct - Dec 2020**

22

40%

60%

Measure	Hospital Results	Nationwide Top 10% Scored at Least	Average Rate	Statewide Top 10% Scored at Least	Average Rate		
Multiple Antipsychotic Medications at Discharge with Appropriate Justification Older Adults Age 65 and Older <a href="#">Read More</a> <a href="#">See Quarterly Results</a>	 25% of 4 Eligible Patients	Nationwide Statewide	Top 10% Scored at Least	100%	63%	Average Rate	____3____3

## Quarterly Measure Results

Number of Eligible Patients

Rate

Nationwide Average

**Jan - Mar 2020**

\_\_\_\_ 1

\_\_\_\_ 1

63%

**Apr - Jun 2020**

\_\_\_\_ 4

\_\_\_\_ 4

65%

**Jul - Sep 2020**

\_\_\_\_ 4

\_\_\_\_ 4


64%

**Oct - Dec 2020**

\_\_\_\_ 4

\_\_\_\_ 4

61%

Measure	Hospital Results	Nationwide Top 10% Scored at Least	Average Rate	Statewide Top 10% Scored at Least	Average Rate	
Hours of Physical Restraint Use per 1000 Patient Hours - Overall Rate	 0.17 (91 Total Hours in Restraints)	Nationwide Statewide	Top 10% Scored at Least	N/A	0.75	Average Rate _____ 3 _____ 3
<a href="#">Read More</a> <a href="#">See Quarterly Results</a>						

## Quarterly Measure Results

Total Patient Hours/1000  
 Total Patient Hours in Restraint  
 Rate of Restraint Use\*\*  
 Nationwide Rate\*\*

### Jan - Mar 2020

151.20  
 27.38  
 0.18  
 0.56

### Apr - Jun 2020


127.34  
 10.82  
 0.08  
 0.55

### Jul - Sep 2020

132.07  
 30.20  
 0.23  
 0.91

### Oct - Dec 2020

128.42  
 23.02  
 0.18  
 0.93

Measure	Hospital Results	Nationwide Top 10% Scored at Least	Average Rate	Statewide Top 10% Scored at Least	Average Rate	
Hours of Physical Restraint Use Children Age 1 - 12 <a href="#">Read More</a> <a href="#">See Quarterly Results</a>	 0.51 (19 Total Hours in Restraints)	Nationwide Statewide	Top 10% Scored at Least	N/A	0.36	Average Rate _____3_____3

## Quarterly Measure Results

Total Patient Hours/1000  
 Total Patient Hours in Restraint  
 Rate of Restraint Use\*\*  
 Nationwide Rate\*\*

### Jan - Mar 2020

13.58  
 10.12  
 0.74  
 0.34

### Apr - Jun 2020

6.22  
 1.37  
 0.22  
 0.36

### Jul - Sep 2020

8.40  
 3.58  
 0.43  
 0.37

### Oct - Dec 2020

8.83  
 4.00  
 0.45  
 0.37

Measure	Hospital Results	Nationwide Top 10% Scored at Least	Average Rate	Statewide Top 10% Scored at Least	Average Rate	
Hours of Physical Restraint Use Adolescents Age 13 - 17 <a href="#">Read More</a> <a href="#">See Quarterly Results</a>	 0.19 (14 Total Hours in Restraints)	Nationwide Statewide	Top 10% Scored at Least	N/A	0.27	Average Rate _____3_____3

## Quarterly Measure Results

Total Patient Hours/1000  
 Total Patient Hours in Restraint  
 Rate of Restraint Use\*\*  
 Nationwide Rate\*\*

### Jan - Mar 2020

20.95  
 3.65  
 0.17  
 0.28

### Apr - Jun 2020

15.55  
 3.65  
 0.23  
 0.22

### Jul - Sep 2020

18.26  
 6.27  
 0.34  
 0.33

### Oct - Dec 2020

18.50  
 0  
 0  
 0.24

Measure	Hospital Results	Nationwide Top 10% Scored at Least	Average Rate	Statewide Top 10% Scored at Least	Average Rate	
Hours of Physical Restraint Use Adults Age 18 - 64 <a href="#">Read More</a> <a href="#">See Quarterly Results</a>	⊕ 0.14 (59 Total Hours in Restraints)	Nationwide Statewide	Top 10% Scored at Least	N/A	0.92	Average Rate _____3_____3

## Quarterly Measure Results

Total Patient Hours/1000  
 Total Patient Hours in Restraint  
 Rate of Restraint Use\*\*  
 Nationwide Rate\*\*

### Jan - Mar 2020

112.30  
 13.62  
 0.12  
 0.66

### Apr - Jun 2020


101.26  
 5.80  
 0.06  
 0.65

### Jul - Sep 2020

100.03  
 20.35  
 0.20  
 1.11

### Oct - Dec 2020

94.10  
 19.02  
 0.20  
 1.17

Measure	Hospital Results	Nationwide Top 10% Scored at Least	Average Rate	Statewide Top 10% Scored at Least	Average Rate	
Hours of Physical Restraint Use Older Adults Age 65 and Older <a href="#">Read More</a> <a href="#">See Quarterly Results</a>	 0.0 (0 Total Hours in Restraints)	Nationwide Statewide	Top 10% Scored at Least	N/A	0.08	Average Rate _____3_____3

## Quarterly Measure Results

Total Patient Hours/1000  
 Total Patient Hours in Restraint  
 Rate of Restraint Use\*\*  
 Nationwide Rate\*\*

### Jan - Mar 2020

4.37  
 0  
 0  
 0.08

### Apr - Jun 2020

4.32  
 0  
 0  
 0.10

### Jul - Sep 2020

5.38  
 0  
 0  
 0.09

### Oct - Dec 2020

6.98  
 0  
 0  
 0.06

Measure	Hospital Results	Nationwide Top 10% Scored at Least	Average Rate	Statewide Top 10% Scored at Least	Average Rate	
Hours of Seclusion Use per 1000 Patient Hours - Overall Rate <a href="#">Read More</a> <a href="#">See Quarterly Results</a>	 0.0 (0 Total Hours in Seclusion)	Nationwide Statewide	Top 10% Scored at Least	N/A	0.47	Average Rate _____3_____3



## Quarterly Measure Results

Total Patient Hours/1000  
 Total Patient Hours in Seclusion  
 Rate of Seclusion Use\*\*  
 Nationwide Rate\*\*

### Jan - Mar 2020

151.20

0

0

0.44

### Apr - Jun 2020

127.34

0

0

0.36

### Jul - Sep 2020

132.07

0

0

0.59

### Oct - Dec 2020

128.42

0

0

0.46

Measure	Hospital Results	Nationwide Top 10% Scored at Least	Average Rate	Statewide Top 10% Scored at Least	Average Rate	
Hours of Seclusion Use Children Age 1 - 12 <a href="#">Read More</a> <a href="#">See Quarterly Results</a>	 0.0 (0 Total Hours in Seclusion)	Nationwide Statewide	Top 10% Scored at Least	N/A	0.47	Average Rate _____3_____3

## Quarterly Measure Results

Total Patient Hours/1000  
 Total Patient Hours in Seclusion  
 Rate of Seclusion Use\*\*  
 Nationwide Rate\*\*

### Jan - Mar 2020

13.58

0

0

0.53

### Apr - Jun 2020

6.22

0

0

0.43

### Jul - Sep 2020

8.40

0

0

0.51

### Oct - Dec 2020

8.83

0

0

0.39

Measure	Hospital Results	Nationwide Top 10% Scored at Least	Average Rate	Statewide Top 10% Scored at Least	Average Rate	
Hours of Seclusion Use Adolescents Age 13 - 17 <a href="#">Read More</a> <a href="#">See Quarterly Results</a>	 0.0 (0 Total Hours in Seclusion)	Nationwide Statewide	Top 10% Scored at Least	N/A	0.21	Average Rate _____3_____3

## Quarterly Measure Results

Total Patient Hours/1000  
 Total Patient Hours in Seclusion  
 Rate of Seclusion Use\*\*  
 Nationwide Rate\*\*

### Jan - Mar 2020

20.95  
 0  
 0  
 0.19

### Apr - Jun 2020

15.55  
 0  
 0  
 0.28

### Jul - Sep 2020

18.26  
 0  
 0  
 0.24

### Oct - Dec 2020

18.50  
 0  
 0  
 0.17

Measure	Hospital Results	Nationwide Top 10% Scored at Least	Average Rate	Statewide Top 10% Scored at Least	Average Rate	
Hours of Seclusion Use Adults Age 18 - 64 <a href="#">Read More</a> <a href="#">See Quarterly Results</a>	 0.0 (0 Total Hours in Seclusion)	Nationwide Statewide	Top 10% Scored at Least	N/A	0.55	Average Rate _____3_____3

## Quarterly Measure Results

Total Patient Hours/1000  
 Total Patient Hours in Seclusion  
 Rate of Seclusion Use\*\*  
 Nationwide Rate\*\*

### Jan - Mar 2020

112.30  
 0  
 0  
 0.51

### Apr - Jun 2020

101.26  
 0  
 0  
 0.39

### Jul - Sep 2020

100.03  
 0  
 0  
 0.71

### Oct - Dec 2020

94.10  
 0  
 0  
 0.56

Measure	Hospital Results	Nationwide Top 10% Scored at Least	Average Rate	Statewide Top 10% Scored at Least	Average Rate	
Hours of Seclusion Use Older Adults Age 65 and Older <a href="#">Read More</a> <a href="#">See Quarterly Results</a>	 0.0 (0 Total Hours in Seclusion)	Nationwide Statewide	Top 10% Scored at Least	N/A	0.08	Average Rate _____3_____3

## Quarterly Measure Results

Total Patient Hours/1000  
Total Patient Hours in Seclusion  
Rate of Seclusion Use\*\*  
Nationwide Rate\*\*

### Jan - Mar 2020

4.37

0

0

0.09

### Apr - Jun 2020

4.32

0

0

0.12

### Jul - Sep 2020

5.38

0

0

0.06

### Oct - Dec 2020

6.98

0

0

0.05