



Organizations that have achieved  
The Gold Seal of Approval® from  
The Joint Commission®



# Quality Report





# ST. AGNES HOSPITAL

HCO ID: 7635  
430 E. DIVISION ST.  
Fond Du Lac, WI, 54935  
(920) 929-2300  
[www.agnesian.com](http://www.agnesian.com)

## Summary of Quality Information

### Accreditation Programs

#### [View Accreditation History](#)

|   |  |  |                                    |   |  |
|---|--|--|------------------------------------|---|--|
|   | <u><a href="#">Behavioral Health Care and Human Services</a></u> | <b>Accreditation Decision</b><br><u><a href="#">Accredited</a></u> | <b>Effective Date</b><br>9/25/2019 | <b>Last Full Survey Date</b><br>9/24/2019 | <b>Last On-Site Survey Date</b><br>9/24/2019 |
|   | <u><a href="#">Home Care</a></u>                                 | <b>Accreditation Decision</b><br><u><a href="#">Accredited</a></u> | <b>Effective Date</b><br>9/27/2019 | <b>Last Full Survey Date</b><br>9/26/2019 | <b>Last On-Site Survey Date</b><br>9/26/2019 |
|  | <u><a href="#">Hospital</a></u>                                  | <b>Accreditation Decision</b><br><u><a href="#">Accredited</a></u> | <b>Effective Date</b><br>9/28/2019 | <b>Last Full Survey Date</b><br>9/27/2019 | <b>Last On-Site Survey Date</b><br>11/8/2019 |

### Advanced Certification Programs

#### [View Certification History](#)

|  |  |
|--|--|
|  | <u><a href="#">Primary Stroke Center</a></u> |
| <b>Certification Decision</b>  | <u><a href="#">Certification</a></u>         |
| <b>Effective Date</b>  | 10/6/2021                                    |
| <b>Last Full Survey Date</b>   | 10/5/2021                                    |
| <b>Last On-Site Survey Date</b>  | 10/5/2021                                    |

### Sites

**Adult Day Services**  
420 East Merrill Avenue

Fond Du Lac, WI, 54935

### **Available Services**

- Administration of High Risk Medications (Outpatient )
- Perform Invasive Procedure (Outpatient )
- Single Specialty Practitioner (Outpatient )

### **Agnesian Cancer Center**

480 East Division Street  
Fond Du Lac, WI, 54935

### **Available Services**

- Administration of High Risk Medications (Outpatient )
- Single Specialty Practitioner (Outpatient )

### **Agnesian Healthcare dba Doll & Associates**

40 Camelot Drive  
Fond Du Lac, WI, 54935

### **Available Services**

- Behavioral Health (Non 24 Hour Care - Adult )
- Behavioral Health (Non 24 Hour Care - Child/Youth )
- Developmental Disabilities - Programs / Services (Non 24 Hour Care - Adult )
- Developmental Disabilities - Programs / Services (Non 24 Hour Care - Child/Youth )

### **Other Clinics/Practices Located at This Site:**

- Agnesian Beyond Boundaries of Autism
- Treffert Center

### **Bereavement Services**

1161 W. Johnson Street  
Fond Du Lac, WI, 54937

### **Available Services**

- Single Specialty Practitioner (Outpatient )

### **Department of Pain Management**

421 Camelot Drive  
Fond Du Lac, WI, 54935

### **Available Services**

- Anesthesia (Outpatient )
- Perform Invasive Procedure (Outpatient )
- Single Specialty Practitioner (Outpatient )

### **Domestic Violence**

Fond Du Lac, WI, 54935

### **Available Services**

- Behavioral Health (Non 24 Hour Care - Adult )
- Behavioral Health (Non 24 Hour Care - Child/Youth )

- Community Integration (Non 24 Hour Care )
- Family Support (Non 24 Hour Care )
- Peer Support (Non 24 Hour Care )

## **Hospice Home of Hope**

400 County K  
Fond Du Lac, WI, 54935

### **Available Services**

- Hospice Care

## **Sport, Spine & Work Center**

421 Camelot Drive  
Fond Du Lac, WI, 54935

### **Available Services**

- Single Specialty Practitioner (Outpatient )

## **Sports, Spine & Work Center**

360 S. Mountin Drive  
Mayville, WI, 53050

### **Available Services**

- Single Specialty Practitioner (Outpatient )

## **ST. AGNES HOSPITAL**

430 East Division Street  
Fond Du Lac, WI, 54935

### **Available Services**

- Addiction Services
- Addiction Services (Detox/Non-detox - Adult )
- Behavioral Health (Day Programs - Adult )
- Behavioral Health (Non 24 Hour Care - Adult )
- Behavioral Health (Non 24 Hour Care - Child/Youth )
- Behavioral Health (24-hour Acute Care/Crisis Stabilization - Adult )
- Behavioral Health (Partial Hospitalization - Adult )
- Cardiac Catheterization Lab (Surgical Services )
- Cardiac Surgery (Surgical Services )
- Cardiothoracic Surgery (Surgical Services )
- Cardiovascular Unit (Inpatient )
- Chemical Dependency (Day Programs - Adult )
- Chemical Dependency (Non 24 Hour Care - Adult )
- Chemical Dependency (Non 24 Hour Care - Child/Youth )
- Chemical Dependency (24-hour Acute Care/Crisis Stabilization - Adult )
- Chemical Dependency (Partial Hospitalization - Adult )
- Chemical Dependency (Detox - Adult )
- Chemical Dependency (Non-detox - Adult )
- Chemical Dependency (Detox/Non-detox - Adult )
- Community Integration (Non 24 Hour Care )
- Coronary Care Unit (Inpatient )
- CT Scanner (Imaging/Diagnostic Services )
- Ear/Nose/Throat Surgery (Surgical Services )
- Eating Disorders

- Eating Disorders
- Eating Disorders
- Eating Disorders (Outpatient - Adult )
- Eating Disorders (Outpatient - Child/Youth )
- Eating Disorders (Non 24 Hour Care - Adult )
- Eating Disorders (Non 24 Hour Care - Child/Youth )
- EEG/EKG/EMG Lab (Imaging/Diagnostic Services )
- Gastroenterology (Surgical Services )
- GI or Endoscopy Lab (Imaging/Diagnostic Services )
- Gynecological Surgery (Surgical Services )
- Gynecology (Inpatient )
- Hazardous Medication Compounding (Inpatient )
- Inpatient Unit (Inpatient )
- Interventional Radiology (Imaging/Diagnostic Services )
- Labor & Delivery (Inpatient )
- Magnetic Resonance Imaging (Imaging/Diagnostic Services )
- Medical /Surgical Unit (Inpatient )
- Medical ICU (Intensive Care Unit )
- Neurosurgery (Surgical Services )
- Non-Sterile Medication Compounding (Inpatient )
- Normal Newborn Nursery (Inpatient )
- Nuclear Medicine (Imaging/Diagnostic Services )
- Nuclear Pharmacy (Inpatient )
- Ophthalmology (Surgical Services )
- Orthopedic Surgery (Surgical Services )
- Plastic Surgery (Surgical Services )
- Positron Emission Tomography (PET) (Imaging/Diagnostic Services )
- Post Anesthesia Care Unit (PACU) (Inpatient )
- Radiation Oncology (Imaging/Diagnostic Services )
- Rehabilitation Unit (Inpatient )
- Rehabilitation Unit (24-hour Acute Care/Crisis Stabilization )
- Sleep Laboratory
- Sleep Laboratory (Sleep Laboratory )
- Sterile Medication Compounding (Inpatient )
- Surgical ICU (Intensive Care Unit )
- Surgical Unit (Inpatient )
- Teleradiology (Imaging/Diagnostic Services )
- Thoracic Surgery (Surgical Services )
- Ultrasound (Imaging/Diagnostic Services )
- Urology (Surgical Services )
- Vascular Surgery (Surgical Services )

## **Certification Programs**

- Primary Stroke Center

## **St. Agnes Hospital Home Care/St. Agnes Hospital Hospice Hope**

239 Trowbridge Drive  
Fond Du Lac, WI, 54937

## **Available Services**

- Home Health Aides
- Home Health, Non-Hospice Services
- Hospice Care
- Medical Social Services
- Occupational Therapy
- Physical Therapy

- Skilled Nursing Services
- Speech Language Pathology

### St. Agnes Hospital Hospice Hope

745 South Street, Suite 4  
Green Lake, WI, 54941

#### Available Services

- Hospice Care

### The Fond du Lac Surgery Center







421 Camelot Drive  
Fond Du Lac, WI, 54935

#### Available Services

- Ambulatory Surgery Center (Outpatient )
- Anesthesia (Outpatient )
- Pediatric Dentistry (Outpatient - Child/Youth )
- Perform Invasive Procedure (Outpatient )

## National Patient Safety Goals and National Quality Improvement Goals

### Symbol Key

-  This organization achieved the best possible results
-  This organization's performance is above the target range/value
-  This organization's performance is similar to the target range/value
-  This organization's performance is below the target range/value
-  This measure is not applicable for this organization
-  Not displayed

### Measures Footnote Key

1. The measure or measure set was not reported.
2. The measure set does not have an overall result.
3. The number is not enough for comparison purposes.
4. The measure meets the Privacy Disclosure Threshold rule.
5. The organization scored above 90% but was below most other organizations.
6. The measure results are not statistically valid.
7. The measure results are based on a sample of patients.
8. The number of months with measure data is below the reporting requirement.
9. The measure results are temporarily suppressed pending resubmission of updated data.
10. Test Measure: a measure being evaluated for reliability of the individual data elements or awaiting National Quality Forum Endorsement.
11. There were no eligible patients that met the denominator criteria.

The Joint Commission only reports measures endorsed by the [National Quality Forum](#).

\* This information can also be viewed at [Hospital Compare](#).

\*\* Indicates per 1000 hours of patient care.

\*\*\* The measure was not in effect for this quarter.

---- Null value or data not displayed.

|  |  |  |   |
|--|--|--|---|
| <b>Hospital</b>  | <a href="#">2019 National Patient Safety Goals</a> | Nationwide Comparison:  | Statewide Comparison:    |
| <b>Behavioral Health Care and Human Services</b>   | <a href="#">2019 National Patient Safety Goals</a> | Nationwide Comparison:  | Statewide Comparison:    |
| <b>Home Care</b>   | <a href="#">2019 National Patient Safety Goals</a> | Nationwide Comparison:  | Statewide Comparison:    |
| <p>Reporting Period: January 2020 - December 2020</p> <p><a href="#">National Quality Improvement Goals:</a></p> |  |  |   |
|  | <a href="#">Emergency Department</a>               | National Comparison:  2 | Statewide Comparison:  2 |
|  | <a href="#">Perinatal Care</a>                     | National Comparison:  2 | Statewide Comparison:  2 |

### [New Changes to Quarterly Measure](#)

[Download Quarterly Measure Results](#)



The Joint Commission only reports measures endorsed by the [National Quality Forum](#).

\* State results are not calculated for the National Patient Safety Goals.

## National Quality Improvement Goals:

# ST. AGNES HOSPITAL

HCO ID: 7635  
 430 E. DIVISION ST.  
 Fond Du Lac , WI, 54935

|  |   |   |
|--|---|---|
| Measure Area   | Nationwide  | Statewide   |
| Perinatal Care Compared to Other Joint Commission Accredited Organizations |  2 |  2 |
| <a href="#">Read More</a>  |   |   |

| Measure   | Hospital Results  | Nationwide Top 10% Scored at Least | Average Rate            | Statewide Top 10% Scored at Least | Average Rate |              |       |
|---|---|------------------------------------|-------------------------|-----------------------------------|--------------|--------------|-------|
| Elective Delivery<br><a href="#">Read More</a><br><a href="#">See Quarterly Results</a> |  8<br>0% of 36 Eligible Patients | Nationwide Statewide               | Top 10% Scored at Least | 0%                                | 2%           | Average Rate | 0% 2% |

## Quarterly Measure Results

Number of Eligible Patients

Rate

Nationwide Average

**Jan - Mar 2020**

1

1

2%

**Apr - Jun 2020**

1

1

2%

**Jul - Sep 2020**

36

0%

2%

**Oct - Dec 2020**

36

0%

2%

| Measure  | Hospital Results   | Nationwide Top 10% Scored at Least | Average Rate            | Statewide Top 10% Scored at Least | Average Rate |              |         |
|--|--|------------------------------------|-------------------------|-----------------------------------|--------------|--------------|---------|
| Cesarean Birth<br><a href="#">Read More</a><br><a href="#">See Quarterly Results</a> | <br>0% of Eligible Patients | Nationwide Statewide               | Top 10% Scored at Least | 16%                               | 25%          | Average Rate | 15% 21% |



## Quarterly Measure Results

Number of Eligible Patients

Rate

Nationwide Average

**Jan - Mar 2020**

1

1

25%

**Apr - Jun 2020**

1

1

25%

**Jul - Sep 2020**

1

1


25%

**Oct - Dec 2020**

1

1

26%

| Measure                               | Hospital Results  | Nationwide Top 10% Scored at Least | Average Rate            | Statewide Top 10% Scored at Least | Average Rate |              |         |
|---------------------------------------|---|------------------------------------|-------------------------|-----------------------------------|--------------|--------------|---------|
| Exclusive Breast Milk Feeding         |  8<br>69% of 330 Eligible Patients | Nationwide Statewide               | Top 10% Scored at Least | 71%                               | 51%          | Average Rate | 77% 63% |
| <a href="#">Read More</a>             |   |                                    |                         |                                   |              |              |         |
| <a href="#">See Quarterly Results</a> |   |                                    |                         |                                   |              |              |         |

## Quarterly Measure Results

Number of Eligible Patients

Rate

Nationwide Average

**Jan - Mar 2020**

1

1

52%

**Apr - Jun 2020**

1

1

52%

**Jul - Sep 2020**

330

74%


50%

**Oct - Dec 2020**

330

64%

49%

| Measure  | Hospital Results   | Nationwide Top 10% Scored at Least | Average Rate            | Statewide Top 10% Scored at Least | Average Rate | Average Rate |         |
|--|--|------------------------------------|-------------------------|-----------------------------------|--------------|--------------|---------|
| Unexpected Complications in Term Newborns per 1000 livebirths - Overall Rate<br><a href="#">Read More</a><br><a href="#">See Quarterly Results</a> |  8<br>6% of 313 Eligible Patients | Nationwide Statewide               | Top 10% Scored at Least | 15%                               | 31%          | Average Rate | 11% 28% |

## Quarterly Measure Results

Number of Eligible Patients

Rate

Nationwide Average

**Jan - Mar 2020**

1

1

32%

**Apr - Jun 2020**

1

1

30%

**Jul - Sep 2020**

313

0%

31%

**Oct - Dec 2020**

313

13%

31%

| Measure   | Hospital Results   | Nationwide Top 10% Scored at Least | Average Rate            | Statewide Top 10% Scored at Least | Average Rate |              |        |
|---|--|------------------------------------|-------------------------|-----------------------------------|--------------|--------------|--------|
| Unexpected Complications in Term Newborns per 1000 livebirths - Severe Rate | <span style="border: 1px solid black; border-radius: 50%; padding: 2px;">N/D</span> 8<br>0% of 313 Eligible Patients | Nationwide Statewide               | Top 10% Scored at Least | 5%                                | 13%          | Average Rate | 5% 14% |
| <a href="#">Read More</a><br><a href="#">See Quarterly Results</a>          |  |                                    |                         |                                   |              |              |        |

## Quarterly Measure Results

Number of Eligible Patients

Rate

Nationwide Average

**Jan - Mar 2020**

1

1

13%

**Apr - Jun 2020**

1

1

13%

**Jul - Sep 2020**

313

0%

13%

**Oct - Dec 2020**

313

0%

13%

| Measure   | Hospital Results   | Nationwide Top 10% Scored at Least | Average Rate            | Statewide Top 10% Scored at Least | Average Rate | Average Rate |        |
|---|--|------------------------------------|-------------------------|-----------------------------------|--------------|--------------|--------|
| Unexpected Complications in Term Newborns per 1000 livebirths - Moderate Rate<br><a href="#">Read More</a><br><a href="#">See Quarterly Results</a> |  8<br>6% of 313 Eligible Patients | Nationwide Statewide               | Top 10% Scored at Least | 2%                                | 18%          | Average Rate | 0% 14% |

## Quarterly Measure Results

Number of Eligible Patients

Rate

Nationwide Average

**Jan - Mar 2020**

1

1

19%

**Apr - Jun 2020**

1

1

18%

**Jul - Sep 2020**

313

0%

18%

**Oct - Dec 2020**

313

13%

18%

Measure Area

Nationwide Statewide

Emergency Department Compared to Other Joint Commission  
[Read More](#) Accredited Organizations

ND 2

ND 2

| Measure  | Hospital Results                  | Nationwide             | Weighted Median         | Statewide              | Weighted Median | Average Rate |   |
|--|-----------------------------------|------------------------|-------------------------|------------------------|-----------------|--------------|---|
|  |                                   | Top 10% Scored at Most |                         | Top 10% Scored at Most |                 | 3            | 3 |
| Median Time from ED Arrival to ED Departure for Admitted ED Patients<br><a href="#">Read More</a><br><a href="#">See Quarterly Results</a> | ND 2<br>minutes eligible Patients | Nationwide Statewide   | Top 10% Scored at Least | 221.00                 | 370.00          | 3            | 3 |

## Quarterly Measure Results

Number of Eligible Patients

Weighted Median Minutes

Nationwide Weighted Median Minutes

### Jan - Mar 2020

1

1

364.49

### Apr - Jun 2020

1

1

324.96

### Jul - Sep 2020

1

1


378.39

### Oct - Dec 2020

1

1

394.90

| Measure  | Hospital Results  | Nationwide Top 10% Scored at Most | Weighted Median         | Statewide Top 10% Scored at Most | Weighted Median | Average Rate |     |
|--|---|-----------------------------------|-------------------------|----------------------------------|-----------------|--------------|-----|
| Admit Decision Time to ED Departure Time for Admitted Patients<br><a href="#">Read More</a><br><a href="#">See Quarterly Results</a> |  2 minutes eligible Patients | Nationwide Statewide              | Top 10% Scored at Least | 54.00                            | 151.00          |              | 3 3 |

## Quarterly Measure Results

Number of Eligible Patients

Weighted Median Minutes

Nationwide Weighted Median Minutes

### Jan - Mar 2020

1

1

150.78

### Apr - Jun 2020

1

1

122.41

### Jul - Sep 2020

1

1

151.36

### Oct - Dec 2020

1

1

168.27