



Organizations that have achieved  
The Gold Seal of Approval® from  
The Joint Commission®



# Quality Report



# Cedars-Sinai Health System



DBA: Cedars-Sinai Medical Center  
HCO ID: 9792  
8700 Beverly Blvd.  
Los Angeles, CA, 90048  
(310) 423-7176  
[www.cedars-sinai.org](http://www.cedars-sinai.org)

## Summary of Quality Information

### Accreditation Programs

#### [View Accreditation History](#)



Accreditation Decision	Effective Date	Last Full Survey Date	Last On-Site Survey Date
<a href="#">Hospital Accredited</a>	5/1/2021	4/30/2021	4/30/2021

### Advanced Certification Programs

#### [View Certification History](#)



#### [Advanced Comprehensive Stroke Center](#)

##### Certification Decision

[Certification](#)

##### Effective Date

3/2/2019

##### Last Full Survey Date

3/1/2019

##### Last On-Site Survey Date

3/1/2019



#### [Ventricular Assist Device](#)

##### Certification Decision

[Certification](#)

##### Effective Date

9/11/2019

##### Last Full Survey Date

9/10/2019

##### Last On-Site Survey Date

9/10/2019

### **Cancer Treatment Center**

9090 Wilshire Blvd, 2nd Floor  
Beverly Hills, CA, 90211

#### **Available Services**

- Administration of Blood Product (Outpatient )
- Administration of High Risk Medications (Outpatient )
- Outpatient Clinics (Outpatient )

### **Cedars - Sinai Health System**

DBA: Cedars - Sinai Medical Center  
8700 Beverly Boulevard  
Los Angeles, CA, 90048

#### **Available Services**

- Brachytherapy (Imaging/Diagnostic Services )
- Cardiac Catheterization Lab (Surgical Services )
- Cardiac Surgery (Surgical Services )
- Cardiothoracic Surgery (Surgical Services )
- Cardiovascular Unit (Inpatient )
- Coronary Care Unit (Inpatient )
- CT Scanner (Imaging/Diagnostic Services )
- Dialysis Unit (Inpatient )
- Ear/Nose/Throat Surgery (Surgical Services )
- EEG/EKG/EMG Lab (Imaging/Diagnostic Services )
- Gastroenterology (Surgical Services )
- General Laboratory Tests
- GI or Endoscopy Lab (Imaging/Diagnostic Services )
- Gynecological Surgery (Surgical Services )
- Gynecology (Inpatient )
- Hazardous Medication Compounding (Inpatient )
- Hematology/Oncology Unit (Inpatient )
- Inpatient Unit (Inpatient )
- Interventional Radiology (Imaging/Diagnostic Services )
- Labor & Delivery (Inpatient )
- Magnetic Resonance Imaging (Imaging/Diagnostic Services )
- Medical /Surgical Unit (Inpatient )
- Medical ICU (Intensive Care Unit )
- Neuro/Spine ICU (Intensive Care Unit )
- Neuro/Spine Unit (Inpatient )
- Neurosurgery (Surgical Services )
- Non-Sterile Medication Compounding (Inpatient )
- Normal Newborn Nursery (Inpatient )
- Nuclear Medicine (Imaging/Diagnostic Services )
- Nuclear Pharmacy (Inpatient )
- Ophthalmology (Surgical Services )
- Orthopedic Surgery (Surgical Services )
- Orthopedic/Spine Unit (Inpatient )
- Outpatient Clinics (Outpatient )
- Pediatric Unit (Inpatient )
- Plastic Surgery (Surgical Services )

- Positron Emission Tomography (PET) (Imaging/Diagnostic Services )
- Post Anesthesia Care Unit (PACU) (Inpatient )
- Radiation Oncology (Imaging/Diagnostic Services )
- Sterile Medication Compounding (Inpatient )
- Surgical ICU (Intensive Care Unit )
- Surgical Unit (Inpatient )
- Teleradiology (Imaging/Diagnostic Services )
- Thoracic Surgery (Surgical Services )
- Transplant Surgery (Surgical Services )
- Ultrasound (Imaging/Diagnostic Services )
- Urology (Surgical Services )
- Vascular Surgery (Surgical Services )

### **Certification Programs**

- Advanced Comprehensive Stroke Center
- Ventricular Assist Device

### **Cedars-Sinai Comprehensive Transplant Center**

8900 Beverly Blvd  
Los Angeles, CA, 90048

#### **Available Services**

- Administration of High Risk Medications (Outpatient )
- Outpatient Clinics (Outpatient )

### **Cedars-Sinai Medical Center Mark Goodson Building**

DBA: Mark Goodson Building  
444 San Vicente Boulevard Suite 160  
Los Angeles, CA, 90048

#### **Available Services**

- Administration of High Risk Medications (Outpatient )
- Anesthesia (Outpatient )
- Outpatient Clinics (Outpatient )
- Perform Invasive Procedure (Outpatient )

### **Cedars-Sinai Medical Center Spielberg Building**

8723 Alden Drive  
Los Angeles, CA, 90048

#### **Available Services**

- Administration of High Risk Medications (Outpatient )
- Outpatient Clinics (Outpatient )
- Perform Invasive Procedure (Outpatient )

### **Cedars-Sinai Medical Office Tower**

8635 West Third Street  
Los Angeles, CA, 90048

#### **Available Services**

- Outpatient Clinics (Outpatient )

### **Cedars-Sinai Medical Office Tower**

8631 West Third Street  
Los Angeles, CA, 90048

### **Available Services**

- Administration of High Risk Medications (Outpatient )
- Outpatient Clinics (Outpatient )

### **Coach For Kids**

8723 Alden Drive  
Los Angeles, CA, 90048

### **Available Services**

- Outpatient Clinics (Outpatient )

### **Thalians**

8730 Alden Drive  
Los Angeles, CA, 90048

### **Available Services**

- Outpatient Clinics (Outpatient )

### **The Pavillion**

127 S. San Vicente Boulevard  
Los Angeles, CA, 90048

### **Available Services**

- Administration of Blood Product (Outpatient )
- Administration of High Risk Medications (Outpatient )
- Ambulatory Surgery Center (Outpatient )
- Anesthesia (Outpatient )
- Perform Invasive Procedure (Outpatient )

## **Special Quality Awards**

***Due to our commitment to accurate data reporting, The Joint Commission is suspending the practice of updating Special Quality Awards until further notice***

- **2015** Metabolic and Bariatric Surgery Accreditation and Quality Improvement Program
- **2014** Magnet Award







## Cooperative Agreements

**Hospital** - Accredited by [American College of Surgeons-Commission on Cancer \(ACoS-COC\)](#)

**Laboratory** - Accredited by [American Society for Histocompatibility and Immunogenetics \(ASHI\)](#)

## National Patient Safety Goals and National Quality Improvement Goals

### Symbol Key

-  This organization achieved the best possible results
-  This organization's performance is above the target range/value
-  This organization's performance is similar to the target range/value
-  This organization's performance is below the target range/value
-  This measure is not applicable for this organization
-  Not displayed

### Measures Footnote Key

1. The measure or measure set was not reported.
2. The measure set does not have an overall result.
3. The number is not enough for comparison purposes.
4. The measure meets the Privacy Disclosure Threshold rule.
5. The organization scored above 90% but was below most other organizations.
6. The measure results are not statistically valid.
7. The measure results are based on a sample of patients.
8. The number of months with measure data is below the reporting requirement.
9. The measure results are temporarily suppressed pending resubmission of updated data.
10. Test Measure: a measure being evaluated for reliability of the individual data elements or awaiting National Quality Forum Endorsement.
11. There were no eligible patients that met the denominator criteria.

The Joint Commission only reports measures endorsed by the [National Quality Forum](#).

\* This information can also be viewed at [Hospital Compare](#).

\*\* Indicates per 1000 hours of patient care.

\*\*\* The measure was not in effect for this quarter.

---- Null value or data not displayed.

Hospital	<a href="#">2021 National Patient Safety Goals</a>	Nationwide Comparison:	Statewide Comparison:
Reporting Period: January 2019 - December 2019			
<a href="#">National Quality Improvement Goals:</a>			
	<a href="#">Emergency Department</a>	National Comparison:  2	Statewide Comparison:  2
	<a href="#">Perinatal Care</a>	National Comparison:  2	Statewide Comparison:  2

[New Changes to Quarterly Measure](#)

[Download Quarterly Measure Results](#)

The Joint Commission only reports measures endorsed by the [National Quality Forum](#).

\* State results are not calculated for the National Patient Safety Goals.

National Quality Improvement Goals:

## Cedars-Sinai Health System

HCO ID: 9792  
 8700 Beverly Blvd.  
 Los Angeles , CA, 90048

Measure Area	Nationwide	Statewide
Perinatal Care Compared to Other Joint Commission Accredited Organizations	2	2

Measure	Hospital Results	Nationwide Top 10% Scored at Least	Average Rate	Statewide Top 10% Scored at Least	Average Rate
Elective Delivery <a href="#">Read More</a> <a href="#">See Quarterly Results</a>	 5% of 285 Eligible Patients	Nationwide Statewide	Top 10% Scored at Least	0%	2%
				Average Rate	0% 2%

## Quarterly Measure Results

Number of Eligible Patients

Rate

Nationwide Average

**Jan - Mar 2019**

285

3%

2%

**Apr - Jun 2019**

285

2%

2%

**Jul - Sep 2019**

285

6%

2%

**Oct - Dec 2019**

285

10%

2%

Measure	Hospital Results	Nationwide Top 10% Scored at Least	Average Rate	Statewide Top 10% Scored at Least	Average Rate		
Cesarean Birth <a href="#">Read More</a> <a href="#">See Quarterly Results</a>	⊕ 0% of Eligible Patients	Nationwide Statewide	Top 10% Scored at Least	12%	25%	Average Rate	12% 22%



## Quarterly Measure Results

Number of Eligible Patients

Rate

Nationwide Average

**Jan - Mar 2019**

1

1

25%

**Apr - Jun 2019**

1

1

25%

**Jul - Sep 2019**

1

1

25%

**Oct - Dec 2019**

1

1

25%

Measure	Hospital Results	Nationwide Top 10% Scored at Least	Average Rate	Statewide Top 10% Scored at Least	Average Rate		
Exclusive Breast Milk Feeding <a href="#">Read More</a> <a href="#">See Quarterly Results</a>	57% of 5151 Eligible Patients	Nationwide Statewide	Top 10% Scored at Least	73%	51%	Average Rate	81% 62%

## Quarterly Measure Results

Number of Eligible Patients

Rate

Nationwide Average

**Jan - Mar 2019**

5151

59%

51%

**Apr - Jun 2019**

5151

59%

52%

**Jul - Sep 2019**

5151

57%


51%

**Oct - Dec 2019**

5151

53%

50%

Measure	Hospital Results	Nationwide Top 10% Scored at Least	Average Rate	Statewide Top 10% Scored at Least	Average Rate		
Antenatal Steroids <a href="#">Read More</a> <a href="#">See Quarterly Results</a>	 99% of 111 Eligible Patients	Nationwide Statewide	Top 10% Scored at Least	100%	98%	Average Rate	100% 99%

## Quarterly Measure Results

Number of Eligible Patients

Rate

Nationwide Average

**Jan - Mar 2019**

111

97%

98%

**Apr - Jun 2019**

111

100%

99%

**Jul - Sep 2019**

111

100%


99%

**Oct - Dec 2019**

111

100%

98%

Measure	Hospital Results	Nationwide Top 10% Scored at Least	Average Rate	Statewide Top 10% Scored at Least	Average Rate	Average Rate	
Unexpected Complications in Term Newborns per 1000 livebirths - Overall Rate <a href="#">Read More</a> <a href="#">See Quarterly Results</a>	 10 35% of 5007 Eligible Patients	Nationwide Statewide	Top 10% Scored at Least	17%	32%	Average Rate	13% 29%

## Quarterly Measure Results

Number of Eligible Patients

Rate

Nationwide Average

**Jan - Mar 2019**

5007

33%

32%

**Apr - Jun 2019**

5007

44%

31%

**Jul - Sep 2019**

5007

39%

32%

**Oct - Dec 2019**

5007

26%

32%

Measure	Hospital Results	Nationwide Top 10% Scored at Least	Average Rate	Statewide Top 10% Scored at Least	Average Rate		
Unexpected Complications in Term Newborns per 1000 livebirths - Severe Rate	10% of 5007 Eligible Patients	Nationwide Statewide	Top 10% Scored at Least	6%	13%	Average Rate	6% 15%
<a href="#">Read More</a>							
<a href="#">See Quarterly Results</a>							

## Quarterly Measure Results

Number of Eligible Patients

Rate

Nationwide Average

**Jan - Mar 2019**

5007

10%

14%

**Apr - Jun 2019**

5007

11%

13%

**Jul - Sep 2019**

5007

6%

14%

**Oct - Dec 2019**

5007

12%

13%

Measure	Hospital Results	Nationwide Top 10% Scored at Least	Average Rate	Statewide Top 10% Scored at Least	Average Rate		
Unexpected Complications in Term Newborns per 1000 livebirths - Moderate Rate	(N/D) 10 25% of 5007 Eligible Patients	Nationwide Statewide	Top 10% Scored at Least	3%	18%	Average Rate	2% 14%
<a href="#">Read More</a> <a href="#">See Quarterly Results</a>							

## Quarterly Measure Results

Number of Eligible Patients

Rate

Nationwide Average

**Jan - Mar 2019**

5007

23%

18%

**Apr - Jun 2019**

5007

33%

18%

**Jul - Sep 2019**

5007

32%

19%

**Oct - Dec 2019**

5007

13%

19%

Measure Area

Nationwide Statewide

Emergency Department Compared to Other Joint Commission  
[Read More](#) Accredited Organizations

ND 2

ND 2

Measure	Hospital Results	Nationwide	Weighted Median	Statewide	Weighted		Average Rate	75.73 180.51
		Top 10% Scored at Most		Top 10% Scored at Most	Median			
Admit Decision Time to ED	ND 2							
Departure Time for Admitted Patients <a href="#">Read More</a> <a href="#">See Quarterly Results</a>	168.00 minutes 238 eligible Patients	Nationwide Statewide	Top 10% Scored at Least	55.00	133.00			

## Quarterly Measure Results

Number of Eligible Patients  
Weighted Median Minutes  
Nationwide Weighted Median Minutes

### Jan - Mar 2019

238  
185.00  
149.03

### Apr - Jun 2019

238  
156.00  
129.15

### Jul - Sep 2019

238  
132.00  
123.92

### Oct - Dec 2019

238  
139.00  
129.12