



Organizations that have achieved
The Gold Seal of Approval® from
The Joint Commission®



Quality Report



Missouri Baptist Medical Center



DBA: Missouri Baptist Medical Center
HCO ID: 8389
3015 North Ballas Road
Saint Louis, MO, 63131
(314) 996-5000
www.missouribaptistmedicalcenter.org

Summary of Quality Information

Accreditation Programs

[View Accreditation History](#)



Accreditation Decision	Effective Date	Last Full Survey Date	Last On-Site Survey Date
Hospital Accredited	11/11/2017	4/23/2021	4/23/2021

Advanced Certification Programs

[View Certification History](#)



[Primary Stroke Center Certification Decision](#)

[Effective Date](#)

10/25/2019

[Last Full Survey Date](#)

10/24/2019

[Last On-Site Survey Date](#)

10/24/2019

Sites

BJC Outpatient Center - Ellisville

15837 Fountain Plaza Drive
Chesterfield, MO, 63017

Available Services

- Outpatient Clinics (Outpatient)

Breast Healthcare Center Rock Hill Mammography

9450 Manchester Road Suite 206
Saint Louis, MO, 63119

Available Services

- Outpatient Clinics (Outpatient)

MBMC St. Louis Gynecology and Oncology

11652 Studt Road
Saint Louis, MO, 63141

Available Services

- Administration of High Risk Medications (Outpatient)
- Outpatient Clinics (Outpatient)

Missouri Baptist Healthcare-Sunset Hills

3844 S. Lindbergh Blvd.
Saint Louis, MO, 63127

Available Services

- Administration of High Risk Medications (Outpatient)
- Hazardous Medication Compounding (Outpatient)
- Outpatient Clinics (Outpatient)

Other Clinics/Practices Located at This Site:

- Cancer and Infusion Center, suite 130
- Lab draw, suite 110
- Nutrition Counseling, suite 115
- Radiology, suite 100
- Radiology, suite 140

Missouri Baptist Medical Center

3015 North Ballas Road
Saint Louis, MO, 63131

Available Services

- Brachytherapy (Imaging/Diagnostic Services)
- Cardiac Catheterization Lab (Surgical Services)
- Cardiac Surgery (Surgical Services)
- Cardiothoracic Surgery (Surgical Services)
- Cardiovascular Unit (Inpatient)
- Coronary Care Unit (Inpatient)
- CT Scanner (Imaging/Diagnostic Services)
- Dialysis Unit (Inpatient)
- Ear/Nose/Throat Surgery (Surgical Services)
- EEG/EKG/EMG Lab (Imaging/Diagnostic Services)
- Gastroenterology (Surgical Services)
- GI or Endoscopy Lab (Imaging/Diagnostic Services)
- Gynecological Surgery (Surgical Services)
- Gynecology (Inpatient)
- Hazardous Medication Compounding (Inpatient)
- Hematology/Oncology Unit (Inpatient)
- Inpatient Unit (Inpatient)
- Interventional Radiology (Imaging/Diagnostic Services)

- Labor & Delivery (Inpatient)
- Magnetic Resonance Imaging (Imaging/Diagnostic Services)
- Medical /Surgical Unit (Inpatient)
- Medical ICU (Intensive Care Unit)
- Neuro/Spine Unit (Inpatient)
- Neurosurgery (Surgical Services)
- Non-Sterile Medication Compounding (Inpatient)
- Normal Newborn Nursery (Inpatient)
- Nuclear Medicine (Imaging/Diagnostic Services)
- Nuclear Pharmacy (Inpatient)
- Ophthalmology (Surgical Services)
- Orthopedic Surgery (Surgical Services)
- Orthopedic/Spine Unit (Inpatient)
- Outpatient Clinics (Outpatient)
- Pediatric Unit (Inpatient)
- Plastic Surgery (Surgical Services)
- Positron Emission Tomography (PET) (Imaging/Diagnostic Services)
- Post Anesthesia Care Unit (PACU) (Inpatient)
- Radiation Oncology (Imaging/Diagnostic Services)
- Rehabilitation Unit (Inpatient)
- Rehabilitation Unit (24-hour Acute Care/Crisis Stabilization)
- Sterile Medication Compounding (Inpatient)
- Surgical Unit (Inpatient)
- Thoracic Surgery (Surgical Services)
- Ultrasound (Imaging/Diagnostic Services)
- Urology (Surgical Services)
- Vascular Surgery (Surgical Services)

Certification Programs

- Primary Stroke Center

Other Clinics/Practices Located at This Site:

- Mammography Van

Missouri Baptist Medical Center Medical Office Building B/C

3009 N. Ballas Rd.
Saint Louis, MO, 63131

Available Services

- Administration of High Risk Medications (Outpatient)
- Outpatient Clinics (Outpatient)

Other Clinics/Practices Located at This Site:

- Lab / Radiology / Nutrition Services, suite 112
- Maternal Fetal Services, suite 353
- MS Infusion Center, suite 115

Missouri Baptist Medical Center Medical Office Building D

3023 North Ballas Rd.
Saint Louis, MO, 63121

Available Services

- Anesthesia (Outpatient)

- Outpatient Clinics (Outpatient)
- Perform Invasive Procedure (Outpatient)

Other Clinics/Practices Located at This Site:







- Breast Health Care Center, suite 630
- Cardiac Testing, suite 210
- Cardiac Testing, suite 220
- Center for Women's and Fetal Health, suite 450
- Digestive Disease Center, suite 550
- Labor and Delivery, suite 300

Cooperative Agreements

Hospital - Accredited by [American College of Surgeons-Commission on Cancer \(ACoS-COC\)](#)

National Patient Safety Goals and National Quality Improvement Goals

Symbol Key

-  This organization achieved the best possible results
-  This organization's performance is above the target range/value
-  This organization's performance is similar to the target range/value
-  This organization's performance is below the target range/value
-  This measure is not applicable for this organization
-  Not displayed

Measures Footnote Key

1. The measure or measure set was not reported.
2. The measure set does not have an overall result.
3. The number is not enough for comparison purposes.
4. The measure meets the Privacy Disclosure Threshold rule.
5. The organization scored above 90% but was below most other organizations.
6. The measure results are not statistically valid.
7. The measure results are based on a sample of patients.
8. The number of months with measure data is below the reporting requirement.
9. The measure results are temporarily suppressed pending resubmission of updated data.
10. Test Measure: a measure being evaluated for reliability of the individual data elements or awaiting National Quality Forum Endorsement.
11. There were no eligible patients that met the denominator criteria.

The Joint Commission only reports measures endorsed by the [National Quality Forum](#).

* This information can also be viewed at [Hospital Compare](#).

** Indicates per 1000 hours of patient care.

*** The measure was not in effect for this quarter.

---- Null value or data not displayed.

Hospital	2017 National Patient Safety Goals	Nationwide Comparison:	Statewide Comparison:
Reporting Period: January 2019 - December 2019			
National Quality Improvement Goals:			
	Emergency Department	National Comparison: 2	Statewide Comparison: 2
	Perinatal Care	National Comparison: 2	Statewide Comparison: 2

[New Changes to Quarterly Measure](#)

[Download Quarterly Measure Results](#)

The Joint Commission only reports measures endorsed by the [National Quality Forum](#).
 * State results are not calculated for the National Patient Safety Goals.

National Quality Improvement Goals:

Missouri Baptist Medical Center

HCO ID: 8389
 3015 North Ballas Road
 Saint Louis , MO, 63131

Measure Area	Nationwide	Statewide
Perinatal Care Compared to Other Joint Commission Accredited Organizations	2	2
Read More		

Measure	Hospital Results	Nationwide		Statewide			
		Top 10% Scored at Least	Average Rate	Top 10% Scored at Least	Average Rate		
Elective Delivery							
Read More	3% of 75 Eligible Patients	Nationwide	Top 10% Scored at Least	0%	2%	Average Rate	0% 2%
See Quarterly Results		Statewide					

Quarterly Measure Results

Number of Eligible Patients

Rate

Nationwide Average

Jan - Mar 2019

75

4%

2%

Apr - Jun 2019

75

0%

2%

Jul - Sep 2019

75

11%

2%

Oct - Dec 2019

75

0%

2%

Measure	Hospital Results	Nationwide Top 10% Scored at Least	Average Rate	Statewide Top 10% Scored at Least	Average Rate		
Cesarean Birth Read More See Quarterly Results	⊕ 0% of Eligible Patients	Nationwide Statewide	Top 10% Scored at Least	12%	25%	Average Rate	11% 22%

Quarterly Measure Results

Number of Eligible Patients

Rate

Nationwide Average

Jan - Mar 2019

1

1

25%

Apr - Jun 2019

1

1

25%

Jul - Sep 2019

1

1


25%

Oct - Dec 2019

1

1

25%

Measure	Hospital Results	Nationwide Top 10% Scored at Least	Average Rate	Statewide Top 10% Scored at Least	Average Rate		
Exclusive Breast Milk Feeding Read More See Quarterly Results	 53% of 388 Eligible Patients	Nationwide Statewide	Top 10% Scored at Least	73%	51%	Average Rate	68% 51%

Quarterly Measure Results

Number of Eligible Patients
Rate

Nationwide Average

Jan - Mar 2019

388

53%

51%

Apr - Jun 2019

388

66%

52%

Jul - Sep 2019

388

52%


51%

Oct - Dec 2019

388

44%

50%

Measure	Hospital Results	Nationwide Top 10% Scored at Least	Average Rate	Statewide Top 10% Scored at Least	Average Rate		
Antenatal Steroids Read More See Quarterly Results	 100% of 10 Eligible Patients	Nationwide Statewide	Top 10% Scored at Least	100%	98%	Average Rate	100% 97%

Quarterly Measure Results

Number of Eligible Patients
Rate

Nationwide Average

Jan - Mar 2019

4

4

98%

Apr - Jun 2019

1

1

99%

Jul - Sep 2019

10

100%

99%

Oct - Dec 2019

4

4

98%

Measure	Hospital Results	Nationwide	Average	Statewide	Average		
		Top 10% Scored at Least	Rate	Top 10% Scored at Least	Rate	Rate	
Unexpected Complications in Term Newborns per 1000 livebirths - Overall Rate	 10 33% of 2982 Eligible Patients	Nationwide Statewide	Top 10% Scored at Least	17%	32%	Average Rate	19% 36%
Read More See Quarterly Results							

Quarterly Measure Results

Number of Eligible Patients

Rate

Nationwide Average

Jan - Mar 2019

2982

32%

32%

Apr - Jun 2019

2982

32%

31%

Jul - Sep 2019

2982

36%

32%

Oct - Dec 2019

2982

30%

32%

Measure	Hospital Results	Nationwide Top 10% Scored at Least	Average Rate	Statewide Top 10% Scored at Least	Average Rate		
Unexpected Complications in Term Newborns per 1000 livebirths - Severe Rate	12% of 2982 Eligible Patients	Nationwide Statewide	Top 10% Scored at Least	6%	13%	Average Rate	6% 16%
	ND 10						
Read More							
See Quarterly Results							

Quarterly Measure Results

Number of Eligible Patients

Rate

Nationwide Average

Jan - Mar 2019

2982

14%

14%

Apr - Jun 2019

2982

9%

13%

Jul - Sep 2019

2982

13%

14%

Oct - Dec 2019

2982

12%

13%

Measure	Hospital Results	Nationwide Top 10% Scored at Least	Average Rate	Statewide Top 10% Scored at Least	Average Rate		
Unexpected Complications in Term Newborns per 1000 livebirths - Moderate Rate	(N/D) 10 21% of 2982 Eligible Patients	Nationwide Statewide	Top 10% Scored at Least	3%	18%	Average Rate	2% 20%
Read More See Quarterly Results							

Quarterly Measure Results

Number of Eligible Patients

Rate

Nationwide Average

Jan - Mar 2019

2982

18%

18%

Apr - Jun 2019

2982

23%

18%

Jul - Sep 2019

2982

23%

19%

Oct - Dec 2019

2982

18%

19%

Measure Area

Nationwide Statewide

Emergency Department Compared to Other Joint Commission
[Read More](#) Accredited Organizations

ND²

ND²

Measure	Hospital Results	Nationwide	Weighted Median	Statewide	Weighted Median		
		Top 10% Scored at Most		Top 10% Scored at Most			
Admit Decision Time to ED	ND ²						
Departure Time for Admitted Patients	136.00 minutes 559 eligible Patients	Nationwide Statewide	Top 10% Scored at Least	55.00	133.00	Average Rate	62.74 107.91

[Read More](#)

[See Quarterly Results](#)

Quarterly Measure Results

Number of Eligible Patients
Weighted Median Minutes
Nationwide Weighted Median Minutes

Jan - Mar 2019

559
151.00
149.03

Apr - Jun 2019

559
129.00
129.15

Jul - Sep 2019

559
118.00
123.92

Oct - Dec 2019

559
147.00
129.12