



# Quality Report





# Forest View Psychiatric Hospital

HCO ID: 3028  
1055 Medical Park Drive SE  
Grand Rapids, MI, 49546  
(616) 942-9610  
[www.forestviewhospital.com](http://www.forestviewhospital.com)

## Summary of Quality Information

### Accreditation Programs

#### [View Accreditation History](#)

	<b>Accreditation Decision</b>	<b>Effective Date</b>	<b>Last Full Survey Date</b>	<b>Last On-Site Survey Date</b>
 <a href="#">Behavioral Health Care</a>	<a href="#">Accredited</a>	11/11/2015	11/10/2015	11/10/2015
 <a href="#">Hospital</a>	<a href="#">Accredited</a>	11/12/2015	11/11/2015	11/11/2015

### Sites

#### Forest View Psychiatric Hospital

1055 Medical Park Drive, SE  
Grand Rapids, MI, 49546

#### Available Services

- Behavioral Health (Day Programs - Adult )
- Behavioral Health (Day Programs - Child/Youth )
- Behavioral Health (Non 24 Hour Care - Adult )
- Behavioral Health (Non 24 Hour Care - Child/Youth )
- Behavioral Health (24-hour Acute Care/Crisis Stabilization - Adult )
- Behavioral Health (24-hour Acute Care/Crisis Stabilization - Child/Youth )
- Behavioral Health (Partial - Adult )
- Behavioral Health (Partial - Child/Youth )
- Eating Disorders
- Eating Disorders
- Eating Disorders (Inpatient - Adult )
- Eating Disorders (Inpatient - Child/Youth )
- Eating Disorders (Day Programs - Adult )
- Eating Disorders (Day Programs - Child/Youth )
- Eating Disorders (24-hour Acute Care/Crisis Stabilization - Adult )
- Eating Disorders (24-hour Acute Care/Crisis Stabilization - Child/Youth )
- Eating Disorders (Partial - Adult )
- Eating Disorders (Partial - Child/Youth )
- Family Support (Non 24 Hour Care )

# National Patient Safety Goals and National Quality Improvement Goals

## Symbol Key

- This organization achieved the best possible results
- This organization's performance is above the target range/value
- This organization's performance is similar to the target range/value
- This organization's performance is below the target range/value
- This measure is not applicable for this organization
- Not displayed

## Measures Footnote Key

1. The measure or measure set was not reported.
2. The measure set does not have an overall result.
3. The number is not enough for comparison purposes.
4. The measure meets the Privacy Disclosure Threshold rule.
5. The organization scored above 90% but was below most other organizations.
6. The measure results are not statistically valid.
7. The measure results are based on a sample of patients.
8. The number of months with measure data is below the reporting requirement.
9. The measure results are temporarily suppressed pending resubmission of updated data.
10. Test Measure: a measure being evaluated for reliability of the individual data elements or awaiting National Quality Forum Endorsement.
11. There were no eligible patients that met the denominator criteria.

The Joint Commission only reports measures endorsed by the [National Quality Forum](#).

\* This information can also be viewed at [Hospital Compare](#).

\*\* Indicates per 1000 hours of patient care.

\*\*\* The measure was not in effect for this quarter.

---- Null value or data not displayed.

<b>Hospital</b>	<a href="#">2015 National Patient Safety Goals</a>	Nationwide Comparison:	Statewide Comparison:
<b>Behavioral Health Care</b>	<a href="#">2015 National Patient Safety Goals</a>	Nationwide Comparison:	Statewide Comparison:
<p>Reporting Period: October 2015 - September 2016</p> <p><a href="#">National Quality Improvement Goals:</a></p>			
	<a href="#">Hospital-Based Inpatient Psychiatric Services</a>	National Comparison: <sup>2</sup>	Statewide Comparison: <sup>2</sup>

## [New Changes to Quarterly Measure](#)

[Download Quarterly Measure Results](#)

The Joint Commission only reports measures endorsed by the [National Quality Forum](#).

\* State results are not calculated for the National Patient Safety Goals.

## National Quality Improvement Goals:

# Forest View Psychiatric Hospital

HCO ID: 3028

1055 Medical Park Drive SE

Grand Rapids , MI, 49546

Measure Area	Nationwide	Statewide
Hospital-Based Inpatient Psychiatric Services Compared to Other Joint Commission Accredited Organizations	2	2
<a href="#">Read More</a>		

Measure	Hospital Results	Nationwide Top 10% Scored at Least	Average Rate	Statewide Top 10% Scored at Least	Average Rate	Nationwide	Statewide
Assessment of violence risk, substance use disorder, trauma and patient strengths completed - Overall Rate	96% of 842 Eligible Patients	Nationwide Statewide	Top 10% Scored at Least	100%	94%	Average Rate	100% 90%
<a href="#">Read More</a>							
<a href="#">See Quarterly Results</a>							

## Quarterly Measure Results

Number of Eligible Patients

Rate

Nationwide Average

**Oct - Dec 2015**

842

100%

94%

**Jan - Mar 2016**

842

91%

94%

**Apr - Jun 2016**

842

95%

94%

**Jul - Sep 2016**

842


100%

94%

Measure	Hospital Results	Nationwide Top 10% Scored at Least	Average Rate	Statewide Top 10% Scored at Least	Average Rate		
Assessment of violence risk, substance use disorder, trauma and patient strengths completed - Children (1-12 years)	 98% of 48 Eligible Patients	Nationwide Statewide	Top 10% Scored at Least	100%	96%	Average Rate	100% 97%
<a href="#">Read More</a> <a href="#">See Quarterly Results</a>							

## Quarterly Measure Results

Number of Eligible Patients	Rate
<b>Nationwide Average</b>	
<b>Oct - Dec 2015</b>	
48	100%
	96%
<b>Jan - Mar 2016</b>	
48	100%
	95%
<b>Apr - Jun 2016</b>	
48	94%
	96%
<b>Jul - Sep 2016</b>	
48	100%
	96%

Measure	Hospital Results	Nationwide Top 10% Scored at Least	Average Rate	Statewide Top 10% Scored at Least	Average Rate		
Assessment of violence risk, substance use disorder, trauma and patient strengths completed - Adolescent (13-17 years)	 96% of 272 Eligible Patients	Nationwide Statewide	Top 10% Scored at Least	100%	97%	Average Rate	100% 94%
<a href="#">Read More</a> <a href="#">See Quarterly Results</a>							

## Quarterly Measure Results

Number of Eligible Patients

Rate

Nationwide Average

**Oct - Dec 2015**

272

100%

97%

**Jan - Mar 2016**

272

89%

97%

**Apr - Jun 2016**

272

97%

96%

**Jul - Sep 2016**

272

100%

97%

Measure	Hospital Results	Nationwide Top 10% Scored at Least	Average Rate	Statewide Top 10% Scored at Least	Average Rate		
Assessment of violence risk, substance use disorder, trauma and patient strengths completed - Adult (18-64 years) <a href="#">Read More</a> <a href="#">See Quarterly Results</a>	 96% of 522 Eligible Patients	Nationwide Statewide	Top 10% Scored at Least	100%	94%	Average Rate	100% 90%



## Quarterly Measure Results

Number of Eligible Patients

Rate

Nationwide Average

**Oct - Dec 2015**

522

100%

93%

**Jan - Mar 2016**

522

91%

93%

**Apr - Jun 2016**

522

94%


94%

**Jul - Sep 2016**

522

99%

94%

Measure	Hospital Results	Nationwide Top 10% Scored at Least	Average Rate	Statewide Top 10% Scored at Least	Average Rate	Average Rate	
Multiple Antipsychotic Medications at Discharge with Appropriate Justification Overall Rate <a href="#">Read More</a> <a href="#">See Quarterly Results</a>	 51% of 41 Eligible Patients	Nationwide Statewide	Top 10% Scored at Least	100%	62%	Average Rate	100% 53%

## Quarterly Measure Results

Number of Eligible Patients

Rate

Nationwide Average

**Oct - Dec 2015**

41

50%

64%

**Jan - Mar 2016**

41

45%

62%

**Apr - Jun 2016**

41

44%

60%

**Jul - Sep 2016**

41

60%

61%

Measure	Hospital Results	Nationwide Top 10% Scored at Least	Average Rate	Statewide Top 10% Scored at Least	Average Rate		
Multiple Antipsychotic Medications at Discharge with Appropriate Justification Children Age 1 - 12 <a href="#">Read More</a> (No Quarterly Result are available)	 4 ----	Nationwide Statewide	Top 10% Scored at Least	100%	63%	Average Rate	____3____3





## Quarterly Measure Results

Number of Eligible Patients

Rate

Nationwide Average

**Oct - Dec 2015**

12

33%

66%

**Jan - Mar 2016**

12

67%

67%

**Apr - Jun 2016**

12

50%

52%

**Jul - Sep 2016**

4

4

62%

Measure	Hospital Results	Nationwide Top 10% Scored at Least	Average Rate	Statewide Top 10% Scored at Least	Average Rate	Average Rate	Average Rate
Multiple Antipsychotic Medications at Discharge with Appropriate Justification Adults Age 18 - 64 <a href="#">Read More</a> <a href="#">See Quarterly Results</a>	 3 56% of 27 Eligible Patients	Nationwide Statewide	Top 10% Scored at Least	100%	63%	Average Rate	100% 51%

## Quarterly Measure Results

Number of Eligible Patients

Rate

Nationwide Average

**Oct - Dec 2015**

27

67%

65%

**Jan - Mar 2016**

27

38%

62%

**Apr - Jun 2016**

27

50%

62%

**Jul - Sep 2016**

27

67%

62%

Measure	Hospital Results	Nationwide Top 10% Scored at Least	Average Rate	Statewide Top 10% Scored at Least	Average Rate		
Hours of Physical Restraint Use per 1000 Patient Hours - Overall Rate <a href="#">Read More</a> <a href="#">See Quarterly Results</a>	 0.09 (63 Total Hours in Restraints)	Nationwide Statewide	Top 10% Scored at Least	N/A	0.49	Average Rate	N/A 0.66

## Quarterly Measure Results

Total Patient Hours/1000  
 Total Patient Hours in Restraint  
 Rate of Restraint Use\*\*  
 Nationwide Rate\*\*

### Oct - Dec 2015

169.4880  
 6.1333  
 0.0362  
 0.4558

### Jan - Mar 2016

186.5280  
 8.2167  
 0.0441  
 0.4625

### Apr - Jun 2016

188.6160  
 21.8833  
 0.1160  
 0.5023

### Jul - Sep 2016

180.2160  
 26.3833  
 0.1464  
 0.5326

Measure	Hospital Results	Nationwide Top 10% Scored at Least	Average Rate	Statewide Top 10% Scored at Least	Average Rate		
Hours of Physical Restraint Use Children Age 1 - 12 <a href="#">Read More</a> <a href="#">See Quarterly Results</a>	<span style="border: 1px solid black; border-radius: 50%; padding: 2px;">ND</span> 3 0.05 (1 Total Hours in Restraints)	Nationwide Statewide	Top 10% Scored at Least	N/A	0.31	Average Rate	N/A 0.97

## Quarterly Measure Results

Total Patient Hours/1000  
 Total Patient Hours in Restraint  
 Rate of Restraint Use\*\*  
 Nationwide Rate\*\*

### Oct - Dec 2015

3.3120  
 0.0833  
 0.0252  
 0.3447

### Jan - Mar 2016

2.1600  
 0  
 0  
 0.3137

### Apr - Jun 2016

3.4800  
 0.0333  
 0.0096  
 0.2634

### Jul - Sep 2016

1.8000  
 0.4333  
 0.2407  
 0.3095

Measure	Hospital Results	Nationwide Top 10% Scored at Least	Average Rate	Statewide Top 10% Scored at Least	Average Rate		
Hours of Physical Restraint Use Adolescents Age 13 - 17 <a href="#">Read More</a> <a href="#">See Quarterly Results</a>	 0.12 (25 Total Hours in Restraints)	Nationwide Statewide	Top 10% Scored at Least	N/A	0.33	Average Rate	N/A 0.4

## Quarterly Measure Results

Total Patient Hours/1000  
 Total Patient Hours in Restraint  
 Rate of Restraint Use\*\*  
 Nationwide Rate\*\*

### Oct - Dec 2015

45.5520  
 0.9833  
 0.0216  
 0.2331

### Jan - Mar 2016


61.7280  
 2.7500  
 0.0446  
 0.2201

### Apr - Jun 2016

53.9760  
 1.3500  
 0.0250  
 0.4938

### Jul - Sep 2016

42.2400  
 19.6333  
 0.4648  
 0.3810

Measure	Hospital Results	Nationwide Top 10% Scored at Least	Average Rate	Statewide Top 10% Scored at Least	Average Rate		
Hours of Physical Restraint Use Adults Age 18 - 64 <a href="#">Read More</a> <a href="#">See Quarterly Results</a>	 0.07 (37 Total Hours in Restraints)	Nationwide Statewide	Top 10% Scored at Least	N/A	0.53	Average Rate	N/A 0.74

## Quarterly Measure Results

Total Patient Hours/1000  
 Total Patient Hours in Restraint  
 Rate of Restraint Use\*\*  
 Nationwide Rate\*\*

### Oct - Dec 2015

120.6240  
 5.0667  
 0.0420  
 0.5049

### Jan - Mar 2016

122.6400  
 5.4667  
 0.0446  
 0.4899

### Apr - Jun 2016

131.1600  
 20.5000  
 0.1563  
 0.5263

### Jul - Sep 2016

136.1760  
 6.3167  
 0.0464  
 0.5873

Measure	Hospital Results	Nationwide Top 10% Scored at Least	Average Rate	Statewide Top 10% Scored at Least	Average Rate		
Hours of Seclusion Use per 1000 Patient Hours - Overall Rate <a href="#">Read More</a> <a href="#">See Quarterly Results</a>	⊕ 0 (2 Total Hours in Seclusion)	Nationwide Statewide	Top 10% Scored at Least	N/A	0.36	Average Rate	N/A 0.1



## Quarterly Measure Results

Total Patient Hours/1000  
 Total Patient Hours in Seclusion  
 Rate of Seclusion Use\*\*  
 Nationwide Rate\*\*

### Oct - Dec 2015

169.4880  
 0  
 0  
 0.3723

### Jan - Mar 2016

186.5280  
 0  
 0  
 0.3582

### Apr - Jun 2016

188.6160  
 2.4167  
 0.0128  
 0.3450

### Jul - Sep 2016

180.2160  
 0  
 0  
 0.3579

Measure	Hospital Results	Nationwide Top 10% Scored at Least	Average Rate	Statewide Top 10% Scored at Least	Average Rate		
Hours of Seclusion Use Children Age 1 - 12 <a href="#">Read More</a> <a href="#">See Quarterly Results</a>	 0 (0 Total Hours in Seclusion)	Nationwide Statewide	Top 10% Scored at Least	N/A	0.55	Average Rate	N/A 0.92

## Quarterly Measure Results

Total Patient Hours/1000  
 Total Patient Hours in Seclusion  
 Rate of Seclusion Use\*\*  
 Nationwide Rate\*\*

### Oct - Dec 2015

3.3120  
 0  
 0  
 0.6180

### Jan - Mar 2016

2.1600  
 0  
 0  
 0.5558

### Apr - Jun 2016

3.4800  
 0  
 0  
 0.4845

### Jul - Sep 2016

1.8000  
 0  
 0  
 0.5664

Measure	Hospital Results	Nationwide Top 10% Scored at Least	Average Rate	Statewide Top 10% Scored at Least	Average Rate		
Hours of Seclusion Use Adolescents Age 13 - 17 <a href="#">Read More</a> <a href="#">See Quarterly Results</a>	 0 (0 Total Hours in Seclusion)	Nationwide Statewide	Top 10% Scored at Least	N/A	0.19	Average Rate	N/A 0.11

## Quarterly Measure Results

Total Patient Hours/1000  
 Total Patient Hours in Seclusion  
 Rate of Seclusion Use\*\*  
 Nationwide Rate\*\*

### Oct - Dec 2015

45.5520  
 0  
 0  
 0.1733

### Jan - Mar 2016

61.7280  
 0  
 0  
 0.1960

### Apr - Jun 2016

53.9760  
 0  
 0  
 0.1835

### Jul - Sep 2016

42.2400  
 0  
 0  
 0.2194

Measure	Hospital Results	Nationwide Top 10% Scored at Least	Average Rate	Statewide Top 10% Scored at Least	Average Rate		
Hours of Seclusion Use Adults Age 18 - 64 <a href="#">Read More</a> <a href="#">See Quarterly Results</a>	⊕ 0 (2 Total Hours in Seclusion)	Nationwide Statewide	Top 10% Scored at Least	N/A	0.41	Average Rate	N/A 0.09

## Quarterly Measure Results

Total Patient Hours/1000  
Total Patient Hours in Seclusion  
Rate of Seclusion Use\*\*  
Nationwide Rate\*\*

### Oct - Dec 2015

120.6240

0

0

0.4177

### Jan - Mar 2016

122.6400

0

0

0.4098

### Apr - Jun 2016

131.1600

2.4167

0.0184

0.3971

### Jul - Sep 2016

136.1760

0

0

0.4078