



Organizations that have achieved  
The Gold Seal of Approval® from  
The Joint Commission®



# Quality Report



# Divine Savior Healthcare, Inc.



DBA: Aspirus Divine Savior Hospital and Clinics  
HCO ID: 3742  
2817 New Pinery Road  
Portage, WI, 53901  
(608) 742-4131  
[www.dshealthcare.com](http://www.dshealthcare.com)

## Summary of Quality Information

### Accreditation Programs

#### [View Accreditation History](#)

	<a href="#">Home Care</a>	Accreditation Decision <a href="#">Accredited</a>	Effective Date 8/29/2019	Last Full Survey Date 8/28/2019	Last On-Site Survey Date 8/28/2019
	<a href="#">Hospital</a>	Accreditation Decision <a href="#">Accredited</a>	Effective Date 8/31/2019	Last Full Survey Date 8/30/2019	Last On-Site Survey Date 10/7/2019
	<a href="#">Laboratory</a>	Accreditation Decision <a href="#">Accredited</a>	Effective Date 7/10/2021	Last Full Survey Date 7/9/2021	Last On-Site Survey Date 7/9/2021
	<a href="#">Nursing Care Center</a>	Accreditation Decision <a href="#">Accredited</a>	Effective Date 8/29/2019	Last Full Survey Date 8/28/2019	Last On-Site Survey Date 8/28/2019

### Sites

#### Divine Savior Healthcare Crossroads Clinic

DBA: Aspirus Divine Savior Hospital and Clinics  
N4390 Crossroads Clinic Road  
Oxford, WI, 53952-9465

#### Available Services

- General Laboratory Tests
- Outpatient Clinics (Outpatient )

#### Divine Savior Healthcare, Inc.

DBA: Aspirus Divine Savior Hospital and Clinics  
2817 New Pinery Road  
Portage, WI, 53901-0387

## Available Services

- CT Scanner (Imaging/Diagnostic Services )
- Ear/Nose/Throat Surgery (Surgical Services )
- EEG/EKG/EMG Lab (Imaging/Diagnostic Services )
- Gastroenterology (Surgical Services )
- General Laboratory Tests
- GI or Endoscopy Lab (Imaging/Diagnostic Services )
- Gynecological Surgery (Surgical Services )
- Gynecology (Inpatient )
- Hazardous Medication Compounding (Inpatient )
- Inpatient Unit (Inpatient )
- Labor & Delivery (Inpatient )
- Magnetic Resonance Imaging (Imaging/Diagnostic Services )
- Medical /Surgical Unit (Inpatient )
- Medical ICU (Intensive Care Unit )
- Non-Sterile Medication Compounding (Inpatient )
- Normal Newborn Nursery (Inpatient )
- Nuclear Medicine (Imaging/Diagnostic Services )
- Ophthalmology (Surgical Services )
- Orthopedic Surgery (Surgical Services )
- Outpatient Clinics (Outpatient )
- Positron Emission Tomography (PET) (Imaging/Diagnostic Services )
- Post Anesthesia Care Unit (PACU) (Inpatient )
- Sleep Laboratory (Sleep Laboratory )
- Sterile Medication Compounding (Inpatient )
- Surgical ICU (Intensive Care Unit )
- Teleradiology (Imaging/Diagnostic Services )
- Toxicology
- Ultrasound (Imaging/Diagnostic Services )
- Urology (Surgical Services )

## Divine Savior Healthcare, Inc.- Pardeeville Clinic

DBA: Aspirus Divine Savior Hospital and Clinics

102 Gillette St

Pardeeville, WI, 53954

## Available Services

- General Laboratory Tests
- Outpatient Clinics (Outpatient )

## Tivoli at Divine Savior Healthcare, Inc.

DBA: Tivoli at Divine Savior Healthcare, Inc.

2805 Hunters Trail

Portage, WI, 53901

## Available Services

- Dementia Care
- General Laboratory Tests
- Home Health Aides
- Home Health, Non-Hospice Services
- Medical Social Services
- Occupational Therapy
- Physical Therapy
- Rehabilitation Services
- Skilled Nursing Care

- Skilled Nursing Services
- Speech Language Pathology

## National Patient Safety Goals and National Quality Improvement Goals

### Symbol Key

- 🌟 This organization achieved the best possible results
- + This organization's performance is above the target range/value
- ✓ This organization's performance is similar to the target range/value
- - This organization's performance is below the target range/value
- N/A This measure is not applicable for this organization
- N/D Not displayed

### Measures Footnote Key

1. The measure or measure set was not reported.
2. The measure set does not have an overall result.
3. The number is not enough for comparison purposes.
4. The measure meets the Privacy Disclosure Threshold rule.
5. The organization scored above 90% but was below most other organizations.
6. The measure results are not statistically valid.
7. The measure results are based on a sample of patients.
8. The number of months with measure data is below the reporting requirement.
9. The measure results are temporarily suppressed pending resubmission of updated data.
10. Test Measure: a measure being evaluated for reliability of the individual data elements or awaiting National Quality Forum Endorsement.
11. There were no eligible patients that met the denominator criteria.

The Joint Commission only reports measures endorsed by the [National Quality Forum](#).

\* This information can also be viewed at [Hospital Compare](#).

\*\* Indicates per 1000 hours of patient care.

\*\*\* The measure was not in effect for this quarter.

---- Null value or data not displayed.

<b>Hospital</b>	<a href="#">2019 National Patient Safety Goals</a>	Nationwide Comparison: ✔	Statewide Comparison: N/A
<b>Nursing Care Center</b>	<a href="#">2019 National Patient Safety Goals</a>	Nationwide Comparison: ✔	Statewide Comparison: N/A
<b>Home Care</b>	<a href="#">2019 National Patient Safety Goals</a>	Nationwide Comparison: ✔	Statewide Comparison: N/A
<b>Laboratory</b>	<a href="#">2021 National Patient Safety Goals</a>	Nationwide Comparison: ✔	Statewide Comparison: N/A
<p>Reporting Period: January 2019 - December 2019</p> <p><a href="#">National Quality Improvement Goals:</a></p>			
	<a href="#">Emergency Department</a>	National Comparison: N/D <sup>2</sup>	Statewide Comparison: N/D <sup>2</sup>
	<a href="#">Perinatal Care</a>	National Comparison: N/D <sup>2</sup>	Statewide Comparison: N/D <sup>2</sup>

### [New Changes to Quarterly Measure](#)

#### [Download Quarterly Measure Results](#)

The Joint Commission only reports measures endorsed by the [National Quality Forum](#).

\* State results are not calculated for the National Patient Safety Goals.

### National Quality Improvement Goals:

## Divine Savior Healthcare, Inc.

HCO ID: 3742  
2817 New Pinery Road  
Portage , WI, 53901

Measure Area	Nationwide	Statewide
Perinatal Care Compared to Other Joint Commission Accredited Organizations	N/D <sup>2</sup>	N/D <sup>2</sup>
<a href="#">Read More</a>		



Measure	Hospital Results	Nationwide Top 10% Scored at Least	Average Rate	Statewide Top 10% Scored at Least	Average Rate		
Elective Delivery <a href="#">Read More</a> <a href="#">See Quarterly Results</a>	 0% of 26 Eligible Patients	Nationwide Statewide	Top 10% Scored at Least	0%	2%	Average Rate	0%2%

## Quarterly Measure Results

Number of Eligible Patients

Rate

Nationwide Average

**Jan - Mar 2019**

26

0%

2%

**Apr - Jun 2019**

26

0%

2%

**Jul - Sep 2019**

26

0%


2%

**Oct - Dec 2019**

26

0%

2%

Measure	Hospital Results	Nationwide Top 10% Scored at Least	Average Rate	Statewide Top 10% Scored at Least	Average Rate		
Cesarean Birth <a href="#">Read More</a> <a href="#">See Quarterly Results</a>	 0% of Eligible Patients	Nationwide Statewide	Top 10% Scored at Least	12%	25%	Average Rate	11%22%

## Quarterly Measure Results

Number of Eligible Patients

Rate

Nationwide Average

**Jan - Mar 2019**

1

1

25%

**Apr - Jun 2019**

1

1

25%

**Jul - Sep 2019**

1

1


25%

**Oct - Dec 2019**

1

1

25%

Measure	Hospital Results	Nationwide Top 10% Scored at Least	Average Rate	Statewide Top 10% Scored at Least	Average Rate		
Exclusive Breast Milk Feeding <a href="#">Read More</a> <a href="#">See Quarterly Results</a>	78% of 185 Eligible Patients 	Nationwide Statewide	Top 10% Scored at Least	73%	51%	Average Rate	78% 62%

## Quarterly Measure Results

Number of Eligible Patients

Rate

Nationwide Average

**Jan - Mar 2019**

185

71%

51%

**Apr - Jun 2019**

185

81%

52%

**Jul - Sep 2019**

185

89%

51%

**Oct - Dec 2019**

185

68%

50%

Measure	Hospital Results	Nationwide Top 10% Scored at Least	Average Rate	Statewide Top 10% Scored at Least	Average Rate		
Antenatal Steroids <a href="#">Read More</a> (No Quarterly Result are available)	<span style="border: 1px solid black; border-radius: 50%; padding: 2px;">ND</span> 4 ----	Nationwide Statewide	Top 10% Scored at Least	100%	98%	Average Rate	100% 99%



## Quarterly Measure Results

Number of Eligible Patients  
Rate

Nationwide Average

**Jan - Mar 2019**

1

1

98%

**Apr - Jun 2019**

1

1

99%

**Jul - Sep 2019**

1

1

99%

**Oct - Dec 2019**

1

1

98%

Measure	Hospital Results	Nationwide Top 10% Scored at Least	Average Rate	Statewide Top 10% Scored at Least	Average Rate	Average Rate	
Unexpected Complications in Term Newborns per 1000 livebirths - Overall Rate <a href="#">Read More</a> <a href="#">See Quarterly Results</a>	<span style="border: 1px solid black; border-radius: 50%; padding: 2px;">N/D</span> 10 33% of 180 Eligible Patients	Nationwide Statewide	Top 10% Scored at Least	17%	32%	Average Rate	13% 26%

## Quarterly Measure Results

Number of Eligible Patients

Rate

Nationwide Average

**Jan - Mar 2019**

180

64%

32%

**Apr - Jun 2019**

180

22%

31%

**Jul - Sep 2019**

180

21%

32%

**Oct - Dec 2019**

180

25%

32%

Measure	Hospital Results	Nationwide Top 10% Scored at Least	Average Rate	Statewide Top 10% Scored at Least	Average Rate		
Unexpected Complications in Term Newborns per 1000 livebirths - Severe Rate	ND 10 33% of 180 Eligible Patients	Nationwide Statewide	Top 10% Scored at Least	6%	13%	Average Rate	5% 12%
<a href="#">Read More</a> <a href="#">See Quarterly Results</a>							

## Quarterly Measure Results

Number of Eligible Patients

Rate

Nationwide Average

**Jan - Mar 2019**

180

64%

14%

**Apr - Jun 2019**

180

22%

13%

**Jul - Sep 2019**

180

21%


14%

**Oct - Dec 2019**

180

25%

13%

Measure	Hospital Results	Nationwide Top 10% Scored at Least	Average Rate	Statewide Top 10% Scored at Least	Average Rate	Average Rate	
Unexpected Complications in Term Newborns per 1000 livebirths - Moderate Rate <a href="#">Read More</a> <a href="#">See Quarterly Results</a>	 10 0% of 180 Eligible Patients	Nationwide Statewide	Top 10% Scored at Least	3%	18%	Average Rate	0% 14%

## Quarterly Measure Results

Number of Eligible Patients

Rate

Nationwide Average

**Jan - Mar 2019**

180

0%

18%

**Apr - Jun 2019**

180

0%

18%

**Jul - Sep 2019**

180

0%

19%

**Oct - Dec 2019**

180

0%

19%

Measure Area

Nationwide Statewide

Emergency Department Compared to Other Joint Commission  
[Read More](#) Accredited Organizations

ND 2

ND 2

Measure	Hospital Results	Nationwide	Weighted Median	Statewide			
		Top 10% Scored at Most		Top 10% Scored at Most	Weighted Median	Average Rate	
Admit Decision Time to ED Departure Time for Admitted Patients <a href="#">Read More</a> <a href="#">See Quarterly Results</a>	<span style="border: 1px solid black; border-radius: 50%; padding: 2px;">ND</span> 2 73.00 minutes 1077 eligible Patients	Nationwide Statewide	Top 10% Scored at Least	55.00	133.00	44.63	73.61

## Quarterly Measure Results

Number of Eligible Patients  
Weighted Median Minutes  
Nationwide Weighted Median Minutes

### Jan - Mar 2019

1077  
71.00  
149.03

### Apr - Jun 2019

1077  
74.00  
129.15

### Jul - Sep 2019

1077  
67.00  
123.92

### Oct - Dec 2019

1077  
80.00  
129.12