



Organizations that have achieved  
The Gold Seal of Approval® from  
The Joint Commission®



# Quality Report



# Hayward Sisters Hospital



DBA: St Rose Hospital  
HCO ID: 9862  
27200 Calaroga Avenue  
Hayward, CA, 94545  
(510) 264-4000  
[www.srhca.org](http://www.srhca.org)

## Summary of Quality Information

### Accreditation Programs

#### [View Accreditation History](#)

	<a href="#">Hospital</a>	<b>Accreditation Decision</b> <a href="#">Accredited</a>	<b>Effective Date</b> 2/23/2019	<b>Last Full Survey Date</b> 2/22/2019	<b>Last On-Site Survey Date</b> 1/30/2020
	<a href="#">Laboratory</a>	<b>Accreditation Decision</b> <a href="#">Accredited</a>	<b>Effective Date</b> 11/10/2018	<b>Last Full Survey Date</b> 11/9/2018	<b>Last On-Site Survey Date</b> 11/9/2018

### Sites

#### Hayward Sisters Hospital

DBA: St. Rose Hospital  
27200 Calaroga Avenue  
Hayward, CA, 94545







#### Available Services

- Brachytherapy (Imaging/Diagnostic Services )
- Cardiac Catheterization Lab (Surgical Services )
- Coronary Care Unit (Inpatient )
- CT Scanner (Imaging/Diagnostic Services )
- EEG/EKG/EMG Lab (Imaging/Diagnostic Services )
- Gastroenterology (Surgical Services )
- General Laboratory Tests
- GI or Endoscopy Lab (Imaging/Diagnostic Services )
- Gynecological Surgery (Surgical Services )
- Inpatient Unit (Inpatient )
- Interventional Radiology (Imaging/Diagnostic Services )
- Labor & Delivery (Inpatient )
- Magnetic Resonance Imaging (Imaging/Diagnostic Services )
- Medical /Surgical Unit (Inpatient )
- Medical ICU (Intensive Care Unit )
- Neurosurgery (Surgical Services )
- Normal Newborn Nursery (Inpatient )

- Nuclear Medicine (Imaging/Diagnostic Services )
- Orthopedic Surgery (Surgical Services )
- Plastic Surgery (Surgical Services )
- Post Anesthesia Care Unit (PACU) (Inpatient )
- Surgical ICU (Intensive Care Unit )
- Surgical Unit (Inpatient )
- Teleradiology (Imaging/Diagnostic Services )
- Thoracic Surgery (Surgical Services )
- Toxicology
- Ultrasound (Imaging/Diagnostic Services )
- Urology (Surgical Services )
- Vascular Surgery (Surgical Services )

## National Patient Safety Goals and National Quality Improvement Goals

### Symbol Key

-  This organization achieved the best possible results
-  This organization's performance is above the target range/value
-  This organization's performance is similar to the target range/value
-  This organization's performance is below the target range/value
-  This measure is not applicable for this organization
-  Not displayed

### Measures Footnote Key

1. The measure or measure set was not reported.
2. The measure set does not have an overall result.
3. The number is not enough for comparison purposes.
4. The measure meets the Privacy Disclosure Threshold rule.
5. The organization scored above 90% but was below most other organizations.
6. The measure results are not statistically valid.
7. The measure results are based on a sample of patients.
8. The number of months with measure data is below the reporting requirement.
9. The measure results are temporarily suppressed pending resubmission of updated data.
10. Test Measure: a measure being evaluated for reliability of the individual data elements or awaiting National Quality Forum Endorsement.
11. There were no eligible patients that met the denominator criteria.

The Joint Commission only reports measures endorsed by the [National Quality Forum](#).

\* This information can also be viewed at [Hospital Compare](#).

\*\* Indicates per 1000 hours of patient care.

\*\*\* The measure was not in effect for this quarter.

---- Null value or data not displayed.

<b>Laboratory</b>	<a href="#">2018 National Patient Safety Goals</a>	Nationwide Comparison: Ⓝ	Statewide Comparison: Ⓝ
<b>Hospital</b>	<a href="#">2020 National Patient Safety Goals</a>	Nationwide Comparison: ✔	Statewide Comparison: Ⓝ
<p>Reporting Period: October 2018 - September 2019</p> <p><a href="#">National Quality Improvement Goals:</a></p>			
	<a href="#">Emergency Department</a>	National Comparison: Ⓝ <sup>2</sup>	Statewide Comparison: Ⓝ <sup>2</sup>
	<a href="#">Perinatal Care</a>	National Comparison: Ⓝ <sup>2</sup>	Statewide Comparison: Ⓝ <sup>2</sup>

### [New Changes to Quarterly Measure](#)

#### [Download Quarterly Measure Results](#)

The Joint Commission only reports measures endorsed by the [National Quality Forum](#).

\* State results are not calculated for the National Patient Safety Goals.

### National Quality Improvement Goals:

## Hayward Sisters Hospital

HCO ID: 9862  
27200 Calaroga Avenue  
Hayward , CA, 94545

Measure Area	Nationwide	Statewide
Perinatal Care Compared to Other Joint Commission Accredited Organizations	Ⓝ <sup>2</sup>	Ⓝ <sup>2</sup>
<a href="#">Read More</a>		

Measure	Hospital Results	Nationwide Top 10% Scored at Least	Average Rate	Statewide Top 10% Scored at Least	Average Rate	Average Rate	Average Rate
Elective Delivery <a href="#">Read More</a> <a href="#">See Quarterly Results</a>	★ 0% of 6 Eligible Patients	Nationwide Statewide	Top 10% Scored at Least	0%	2%	Average Rate	0% 2%

## Quarterly Measure Results

Number of Eligible Patients  
Rate

Nationwide Average

**Oct - Dec 2018**

4

4

2%

**Jan - Mar 2019**

4

4

2%

**Apr - Jun 2019**

4

4


2%

**Jul - Sep 2019**

4

4

2%

Measure	Hospital Results	Nationwide Top 10% Scored at Least	Average Rate	Statewide Top 10% Scored at Least	Average Rate		
Exclusive Breast Milk Feeding <a href="#">Read More</a> <a href="#">See Quarterly Results</a>	 45% of 442 Eligible Patients	Nationwide Statewide	Top 10% Scored at Least	73%	51%	Average Rate	82% 63%

## Quarterly Measure Results

Number of Eligible Patients

Rate

Nationwide Average

**Oct - Dec 2018**

442

36%

51%

**Jan - Mar 2019**

442

44%

51%

**Apr - Jun 2019**

442

57%

52%

**Jul - Sep 2019**

442

46%

51%

Measure	Hospital Results	Nationwide Top 10% Scored at Least	Average Rate	Statewide Top 10% Scored at Least	Average Rate		
Antenatal Steroids <a href="#">Read More</a> (No Quarterly Result are available)	<span style="border: 1px solid black; border-radius: 50%; padding: 2px;">ND</span> 4 ----	Nationwide Statewide	Top 10% Scored at Least	100%	99%	Average Rate	100% 99%

## Quarterly Measure Results

Number of Eligible Patients

Rate

Nationwide Average

**Oct - Dec 2018**

1

1

98%

**Jan - Mar 2019**

1

1

98%

**Apr - Jun 2019**

1

1

99%

**Jul - Sep 2019**

1

1

99%

Measure Area

Nationwide Statewide

Emergency Department Compared to Other Joint Commission  
[Read More](#) Accredited Organizations

ND 2

ND 2

Measure	Hospital Results	Nationwide Top 10% Scored at Most	Weighted Median	Statewide Top 10% Scored at Most	Weighted Median	Average Rate	
Admit Decision Time to ED Departure Time for Admitted Patients <a href="#">Read More</a> <a href="#">See Quarterly Results</a>	92.00 minutes 680 eligible Patients	Nationwide Statewide	Top 10% Scored at Least	55.00	134.00	78.65	186.68

## Quarterly Measure Results

Number of Eligible Patients  
Weighted Median Minutes  
Nationwide Weighted Median Minutes

### Oct - Dec 2018

680  
94.00  
134.85

### Jan - Mar 2019

680  
91.00  
148.85

### Apr - Jun 2019

680  
100.00  
129.03

### Jul - Sep 2019

680  
83.00  
123.40