



[Skip to main content](#)

Organizations that have achieved
The Gold Seal of Approval® from
The Joint Commission®



Quality Report







Johns Hopkins Bayview Medical Center

HCO ID: 3956
4940 Eastern Avenue
Baltimore, MD, 21224-2780
(410) 550-0120
www.hopkinsbayview.org

Summary of Quality Information

Accreditation Programs

[View Accreditation History](#)

	Behavioral Health Care and Human Services	Accreditation Decision Accredited	Effective Date 10/6/2021	Last Full Survey Date 10/5/2021	Last On-Site Survey Date 10/5/2021
	Hospital	Accreditation Decision Accredited	Effective Date 2/24/2023	Last Full Survey Date 10/8/2021	Last On-Site Survey Date 2/23/2023

Advanced Certification Programs

[View Certification History](#)



[Advanced Total Hip and Total Knee Replacement](#)

Certification Decision

[Certification](#)

Effective Date

3/10/2022

Last Full Survey Date

3/9/2022

Last On-Site Survey Date

3/9/2022

Core Certification Programs



[Spine Surgery](#)

Certification Decision

[Certification](#)

Effective Date

3/11/2022

Last Full Survey Date

3/10/2022

Last On-Site Survey Date

3/10/2022

Sites

Creative Alternatives Program

1821 Portal Street
Baltimore, MD, 21224

Available Services

- Assertive Community Treatment/Community Support Services (Non 24 Hour Care - Adult)
- Community Integration (Non 24 Hour Care)
- Employment Services (Non 24 Hour Care)
- Outpatient Crisis Stabilization

Johns Hopkins Bayview Medical Center

4940 Eastern Avenue
Baltimore, MD, 21224-2780

Available Services

- Addiction Services
- Addiction Services (Non-detox - Adult)
- Allergen Extract (Inpatient)
- Behavioral Health (Day Programs - Adult)
- Behavioral Health (Day Programs - Child/Youth)
- Behavioral Health (Non 24 Hour Care - Adult)
- Behavioral Health (Non 24 Hour Care - Child/Youth)
- Behavioral Health (24-hour Acute Care/Crisis Stabilization - Adult)
- Behavioral Health (Partial Hospitalization - Adult)
- Behavioral Health (Partial Hospitalization - Child/Youth)
- Behavioral Health (In-Home Behavioral Health Care Services - Adult)
- Behavioral Health (In-Home Behavioral Health Care Services - Child/Youth)
- Burn Unit (Inpatient)
- Cardiac Catheterization Lab (Surgical Services)
- Case Management (Non 24 Hour Care - Adult)
- Chemical Dependency (Day Programs - Adult)
- Chemical Dependency (Non 24 Hour Care - Adult)
- Chemical Dependency (Partial Hospitalization - Adult)
- Chemical Dependency (Non-detox - Adult)



- CT Scanner (Imaging/Diagnostic Services)
- Dialysis Unit (Inpatient)
- Ear/Nose/Throat Surgery (Surgical Services)
- EEG/EKG/EMG Lab (Imaging/Diagnostic Services)
- Employment Services (Non 24 Hour Care)
- Gastroenterology (Surgical Services)
- GI or Endoscopy Lab (Imaging/Diagnostic Services)
- Gynecological Surgery (Surgical Services)
- Gynecology (Inpatient)
- Hazardous Medication Compounding (Inpatient)
- Inpatient Unit (Inpatient)
- Interventional Radiology (Imaging/Diagnostic Services)
- Labor & Delivery (Inpatient)
- Long Term Acute Care Unit (Inpatient)
- Magnetic Resonance Imaging (Imaging/Diagnostic Services)
- Medical /Surgical Unit (Inpatient)
- Medical Detoxification (Inpatient)
- Medical ICU (Intensive Care Unit)
- Neuro/Spine ICU (Intensive Care Unit)
- Neuro/Spine Unit (Inpatient)
- Neurosurgery (Surgical Services)
- Non-Sterile Medication Compounding (Inpatient)
- Normal Newborn Nursery (Inpatient)
- Nuclear Medicine (Imaging/Diagnostic Services)
- Orthopedic Surgery (Surgical Services)
- Orthopedic/Spine Unit (Inpatient)
- Outpatient Clinics (Outpatient)
- Pediatric Unit (Inpatient)
- Plastic Surgery (Surgical Services)
- Positron Emission Tomography (PET) (Imaging/Diagnostic Services)
- Post Anesthesia Care Unit (PACU) (Inpatient)
- Radiation Oncology (Imaging/Diagnostic Services)
- Rehabilitation Unit (Inpatient)
- Rehabilitation Unit (24-hour Acute Care/Crisis Stabilization)
- Sleep Laboratory (Sleep Laboratory)
- Surgical ICU (Intensive Care Unit)
- Surgical Unit (Inpatient)
- Thoracic Surgery (Surgical Services)
- Ultrasound (Imaging/Diagnostic Services)
- Urology (Surgical Services)
- Vascular Surgery (Surgical Services)
- Vocational Rehabilitation (Non 24 Hour Care - Adult)

Certification Programs

- Advanced Total Hip and Total Knee Replacement
- Spine Surgery

National Patient Safety Goals and National Quality Improvement Goals

Symbol Key

-  This organization achieved the best possible results
-  This organization's performance is better than the target range/value

- This organization's performance is similar to the target range/value
- This organization's performance is worse than the target range/value
- This measure is not applicable for this organization
- Not displayed

Measures Footnote Key

1. The measure or measure set was not reported.
2. The measure set does not have an overall result.
3. The number is not enough for comparison purposes.
4. The measure meets the Privacy Disclosure Threshold rule.
5. The organization scored above 90% but was below most other organizations.
6. The measure results are not statistically valid.
7. The measure results are based on a sample of patients.
8. The number of months with measure data is below the reporting requirement.
9. The measure results are temporarily suppressed pending resubmission of updated data.
10. Test Measure: a measure being evaluated for reliability of the individual data elements or awaiting National Quality Forum Endorsement.
11. There were no eligible patients that met the denominator criteria.
12. The measure rate is within optimal range.

* This information can also be viewed at [Hospital Compare](#).

** Indicates per 1000 hours of patient care.

*** The measure was not in effect for this quarter.

---- Null value or data not displayed.

Behavioral Health Care and Human Services	2021 National Patient Safety Goals	Nationwide Comparison:	Statewide Comparison:
Hospital	2023 National Patient Safety Goals	Nationwide Comparison:	Statewide Comparison:
Reporting Period: January 2022 - December 2022			
National Quality Improvement Goals:			
	Perinatal Care	National Comparison: 2	Statewide Comparison: 2

[New Changes to Quarterly Measure](#)

[Download Quarterly Measure Results](#)

* State results are not calculated for the National Patient Safety Goals.

National Quality Improvement Goals:

Johns Hopkins Bayview Medical Center

HCO ID: 3956
 4940 Eastern Avenue
 Baltimore , MD, 21224-2780

Measure Area	Nationwide	Statewide
Perinatal Care Compared to Other Joint Commission Accredited Organizations	2	2
Read More		

Measure	Hospital Results	Nationwide Top Performer Threshold	Average Rate	Statewide Top Performer Threshold	Average Rate	Average Rate	Average Rate
Elective Delivery Read More See Quarterly Results	0% of 14 Eligible Patients	Nationwide Statewide	Top Performer Threshold	0%	2%	Average Rate	0% 1%

Quarterly Measure Results

Number of Eligible Patients
 Rate

Nationwide Average

Jan - Mar 2022

14

0%

2%

Apr - Jun 2022

14

0%

2%

Jul - Sep 2022

14

0%


2%

Oct - Dec 2022

4

4

2%

Measure	Hospital Results	Nationwide Top Performer Threshold	Average Rate	Statewide Top Performer Threshold	Average Rate		
Cesarean Birth Read More See Quarterly Results	 0% of 98 Eligible Patients	Nationwide Statewide	Top Performer Threshold	 12	26%	Average Rate	 12 27%

Quarterly Measure Results

Number of Eligible Patients	Rate	Nationwide Average
Jan - Mar 2022	98	<u> </u> 1 26%
Apr - Jun 2022	98	<u> </u> 1 26%
Jul - Sep 2022	98	<u> </u> 1 26%
Oct - Dec 2022	98	<u> </u> 1 26%

Measure	Hospital Results	Nationwide Top Performer Threshold	Average Rate	Statewide Top Performer Threshold	Average Rate		
Exclusive Breast Milk Feeding Read More See Quarterly Results	 17% of 236 Eligible Patients	Nationwide Statewide	Top Performer Threshold	72%	50%	Average Rate	60% 47%

Quarterly Measure Results

Number of Eligible Patients

Rate

Nationwide Average

Jan - Mar 2022

236

10%

48%

Apr - Jun 2022

236

19%

51%

Jul - Sep 2022

236

18%

50%

Oct - Dec 2022

236

20%

49%

Measure	Hospital Results	Nationwide Top Performer Threshold	Average Rate	Statewide Top Performer Threshold	Average Rate		
Unexpected Complications in Term Newborns per 1000 livebirths - Severe Rate Read More See Quarterly Results	 12% of 978 Eligible Patients	Nationwide Statewide	Top Performer Threshold	5%	13%	Average Rate	6% 13%

Quarterly Measure Results

Number of Eligible Patients

Rate

Nationwide Average

Jan - Mar 2022

978

13%

12%

Apr - Jun 2022

978

13%

13%

Jul - Sep 2022

978

0%

13%

Oct - Dec 2022

978

24%

13%