



[Skip to main content](#)

Organizations that have achieved
The Gold Seal of Approval® from
The Joint Commission®



Quality Report



Vail Clinic, Inc.



DBA: Vail Health Hospital
HCO ID: 9416
181 West Meadow Dr
Vail, CO, 81657
(970) 476-2451
www.vailhealth.org

Summary of Quality Information

Accreditation Programs

[View Accreditation History](#)



Accreditation Decision	Effective Date	Last Full Survey Date	Last On-Site Survey Date
Hospital Accredited	10/25/2022	3/25/2021	10/24/2022

Sites

Avon Occupational Health

50 Buck Creek Road Suite 100
Avon, CO, 81620

Available Services

- Outpatient Clinics (Outpatient)

Beaver Creek Medical Center

1280 Village Road
Avon, CO, 81620

Available Services

- Administration of High Risk Medications (Outpatient)
- Anesthesia (Outpatient)

Other Clinics/Practices Located at This Site:

- Howard Head Sports Medicine
- Imaging

Shaw Cancer Center

322 Beard Creek Road
Edwards, CO, 81632

Available Services

- Administration of Blood Product (Outpatient)

- Administration of High Risk Medications (Outpatient)
- Hazardous Medication Compounding (Outpatient)
- Outpatient Clinics (Outpatient)
- Perform Invasive Procedure (Outpatient)

Other Clinics/Practices Located at This Site:

- Imaging - PET CT
- Sonnenalp Breast Center

Shaw Cancer Clinic (located inside Dillon Health Center)

365 Dillon Ridge Rd
Dillon, CO, 80435

Available Services

- Administration of Blood Product (Outpatient)
- Administration of High Risk Medications (Outpatient)
- Hazardous Medication Compounding (Outpatient)
- Outpatient Clinics (Outpatient)

Other Clinics/Practices Located at This Site:

- Breast Imaging Center
- Occupational Health Clinic

Vail Clinic, Inc

DBA: Vail Health Hospital
181 West Meadow Dr.
Vail, CO, 81657

Available Services







- Cardiac Catheterization Lab (Surgical Services)
- CT Scanner (Imaging/Diagnostic Services)
- Ear/Nose/Throat Surgery (Surgical Services)
- EEG/EKG/EMG Lab (Imaging/Diagnostic Services)
- Gastroenterology (Surgical Services)
- General Laboratory Tests
- Gynecological Surgery (Surgical Services)
- Hazardous Medication Compounding (Inpatient)
- Inpatient Unit (Inpatient)
- Labor & Delivery (Inpatient)
- Magnetic Resonance Imaging (Imaging/Diagnostic Services)
- Medical /Surgical Unit (Inpatient)
- Medical ICU (Intensive Care Unit)
- Non-Sterile Medication Compounding (Inpatient)
- Normal Newborn Nursery (Inpatient)
- Nuclear Medicine (Imaging/Diagnostic Services)
- Orthopedic Surgery (Surgical Services)
- Outpatient Clinics (Outpatient)
- Plastic Surgery (Surgical Services)
- Post Anesthesia Care Unit (PACU) (Inpatient)
- Sleep Laboratory (Sleep Laboratory)
- Sterile Medication Compounding (Inpatient)
- Surgical ICU (Intensive Care Unit)
- Ultrasound (Imaging/Diagnostic Services)
- Urology (Surgical Services)

Other Clinics/Practices Located at This Site:

- Cardiac Rehabilitation Center
- Howard Head Sports Medicine

National Patient Safety Goals and National Quality Improvement Goals

Symbol Key

-  This organization achieved the best possible results
-  This organization's performance is better than the target range/value
-  This organization's performance is similar to the target range/value
-  This organization's performance is worse than the target range/value
-  This measure is not applicable for this organization
-  Not displayed

Measures Footnote Key


1. The measure or measure set was not reported.
2. The measure set does not have an overall result.
3. The number is not enough for comparison purposes.
4. The measure meets the Privacy Disclosure Threshold rule.
5. The organization scored above 90% but was below most other organizations.
6. The measure results are not statistically valid.
7. The measure results are based on a sample of patients.
8. The number of months with measure data is below the reporting requirement.
9. The measure results are temporarily suppressed pending resubmission of updated data.
10. Test Measure: a measure being evaluated for reliability of the individual data elements or awaiting National Quality Forum Endorsement.
11. There were no eligible patients that met the denominator criteria.

* This information can also be viewed at [Hospital Compare](#).

** Indicates per 1000 hours of patient care.

*** The measure was not in effect for this quarter.

---- Null value or data not displayed.

Hospital	2022 National Patient Safety Goals	Nationwide Comparison: 	Statewide Comparison: 
	Reporting Period: April 2020 - March 2021		
	National Quality Improvement Goals:		
	Perinatal Care	National Comparison:  2	Statewide Comparison:  2

[New Changes to Quarterly Measure](#)

[Download Quarterly Measure Results](#)

* State results are not calculated for the National Patient Safety Goals.

National Quality Improvement Goals:

Vail Clinic, Inc.

HCO ID: 9416
181 West Meadow Dr
Vail, CO, 81657

Measure Area	Nationwide	Statewide
Perinatal Care Compared to Other Joint Commission Accredited Organizations	2	2
Read More		

Measure	Hospital Results	Nationwide Top 10% Scored at Least	Average Rate	Statewide Top 10% Scored at Least	Average Rate	Average Rate	Average Rate
Elective Delivery Read More See Quarterly Results	 3% of 40 Eligible Patients	Nationwide Statewide	Top 10% Scored at Least	0%	2%	Average Rate	0% 1%

Quarterly Measure Results

Number of Eligible Patients

Rate

Nationwide Average

Apr - Jun 2020

1

1

2%

Jul - Sep 2020

40

0%

2%

Oct - Dec 2020

40

6%

2%

Jan - Mar 2021

40

0%

3%

Measure	Hospital Results	Nationwide Top 10% Scored at Least	Average Rate	Statewide Top 10% Scored at Least	Average Rate		
Cesarean Birth Read More See Quarterly Results	⊕ 0% of Eligible Patients	Nationwide Statewide	Top 10% Scored at Least	16%	25%	Average Rate	14% 22%

Quarterly Measure Results

Number of Eligible Patients

Rate

Nationwide Average

Apr - Jun 2020

1

1

25%

Jul - Sep 2020

1

1

25%

Oct - Dec 2020

1

1

26%

Jan - Mar 2021

1

1

25%

Measure	Hospital Results	Nationwide Top 10% Scored at Least	Average Rate	Statewide Top 10% Scored at Least	Average Rate		
Exclusive Breast Milk Feeding Read More See Quarterly Results	⊕ 88% of 248 Eligible Patients	Nationwide Statewide	Top 10% Scored at Least	71%	50%	Average Rate	84% 69%

Quarterly Measure Results

Number of Eligible Patients

Rate

Nationwide Average

Apr - Jun 2020

1

1

53%

Jul - Sep 2020

248

86%

50%

Oct - Dec 2020

248

90%

49%

Jan - Mar 2021

248

90%

49%

Measure	Hospital Results	Nationwide Top 10% Scored at Least	Average Rate	Statewide Top 10% Scored at Least	Average Rate	Average Rate	
Unexpected Complications in Term Newborns per 1000 livebirths - Severe Rate Read More See Quarterly Results	10% of 202 Eligible Patients	Nationwide Statewide	Top 10% Scored at Least	5%	13%	Average Rate	4% 10%

Quarterly Measure Results

Number of Eligible Patients

Rate

Nationwide Average

Apr - Jun 2020

1

1

13%

Jul - Sep 2020

202

11%

13%

Oct - Dec 2020

202

16%

13%

Jan - Mar 2021

202

0%

13%