



Organizations that have achieved
The Gold Seal of Approval® from
The Joint Commission®



Quality Report





Fairview Hospital

HCO ID: 5552
29 Lewis Avenue
Great Barrington, MA, 01230
(413) 528-0790
www.berkshirehealthsystems.com

Summary of Quality Information

Accreditation Programs

[View Accreditation History](#)



[Critical Access Hospital](#)

Accreditation Decision
[Accredited](#)

Effective Date
3/7/2020

Last Full Survey Date
3/6/2020

Last On-Site Survey Date
3/6/2020

Sites

Cardiology Professional Services @ Fairview Hospital

29 Lewis Ave
Great Barrington, MA, 01230

Available Services

- Single Specialty Practitioner (Outpatient)

Center for Wound Care & Hyperbaric Medicine at Fairview Hosp

10 Maple Ave
Great Barrington, MA, 01230

Available Services

- Single Specialty Practitioner (Outpatient)

Fairview Hospital

29 Lewis Avenue
Great Barrington, MA, 01230

Available Services

- Acute Care
- Coronary Care Unit (Inpatient)
- CT Scanner (Imaging/Diagnostic Services)
- Ear/Nose/Throat Surgery (Surgical Services)
- EEG/EKG/EMG Lab (Imaging/Diagnostic Services)
- GI or Endoscopy Lab (Imaging/Diagnostic Services)
- Gynecological Surgery (Surgical Services)
- Labor & Delivery (Inpatient)
- Mammography (Imaging/Diagnostic Services)

- Medical /Surgical Unit (Inpatient)
- Medical ICU (Intensive Care Unit)
- Normal Newborn Nursery (Inpatient)
- Nuclear Medicine (Imaging/Diagnostic Services)
- Ophthalmology (Surgical Services)
- Orthopedic Surgery (Surgical Services)
- Outpatient Clinics (Outpatient)
- Post Anesthesia Care Unit (PACU) (Inpatient)
- Swing Beds
- Teleradiology (Imaging/Diagnostic Services)
- Ultrasound (Imaging/Diagnostic Services)
- Urology (Surgical Services)

Fairview Hospital Outpatient Physical Therapy Rehabilitation

10 Maple Ave.
Great Barrington, MA, 01230

Available Services

- Outpatient Clinics (Outpatient)

Fairview Hospital's Aquatic Therapy Program Berkshire South

15 Chrissy Road
Great Barrington, MA, 01230

Available Services

- Outpatient Clinics (Outpatient)

Fairview Physical & Sports Therapy

710 Stockbridge Road Suite 2
Lee, MA, 01238

Available Services

- Outpatient Clinics (Outpatient)

Special Quality Awards

Due to our commitment to accurate data reporting, The Joint Commission is suspending the practice of updating Special Quality Awards until further notice

- **2015** Gold Plus Get With The Guidelines - Stroke

National Patient Safety Goals and National Quality Improvement Goals

Symbol Key

-  This organization achieved the best possible results

- This organization's performance is above the target range/value
- This organization's performance is similar to the target range/value
- This organization's performance is below the target range/value
- This measure is not applicable for this organization
- Not displayed

Measures Footnote Key

1. The measure or measure set was not reported.
2. The measure set does not have an overall result.
3. The number is not enough for comparison purposes.
4. The measure meets the Privacy Disclosure Threshold rule.
5. The organization scored above 90% but was below most other organizations.
6. The measure results are not statistically valid.
7. The measure results are based on a sample of patients.
8. The number of months with measure data is below the reporting requirement.
9. The measure results are temporarily suppressed pending resubmission of updated data.
10. Test Measure: a measure being evaluated for reliability of the individual data elements or awaiting National Quality Forum Endorsement.
11. There were no eligible patients that met the denominator criteria.

The Joint Commission only reports measures endorsed by the [National Quality Forum](#).

* This information can also be viewed at [Hospital Compare](#).

** Indicates per 1000 hours of patient care.

*** The measure was not in effect for this quarter.

---- Null value or data not displayed.

Critical Access Hospital	2020 National Patient Safety Goals	Nationwide Comparison:	Statewide Comparison:
Reporting Period: January 2019 - December 2019 National Quality Improvement Goals:			
	Emergency Department	National Comparison: 2	Statewide Comparison: 2
	Immunization	National Comparison: 2	Statewide Comparison: 2
	Perinatal Care	National Comparison: 2	Statewide Comparison: 2

[New Changes to Quarterly Measure](#)

[Download Quarterly Measure Results](#)

The Joint Commission only reports measures endorsed by the [National Quality Forum](#).


* State results are not calculated for the National Patient Safety Goals.

National Quality Improvement Goals:

Fairview Hospital

HCO ID: 5552
 29 Lewis Avenue
 Great Barrington , MA, 01230

Measure Area Nationwide Statewide
 Perinatal Care Compared to Other Joint Commission (ND) 2 (ND) 2
[Read More](#) Accredited Organizations

Measure	Hospital Results	Nationwide Top 10% Scored at Least	Average Rate	Statewide Top 10% Scored at Least	Average Rate		
Elective Delivery Read More See Quarterly Results	 0% of 13 Eligible Patients	Nationwide Statewide	Top 10% Scored at Least	0%	2%	Average Rate	0% 1%

Quarterly Measure Results

Number of Eligible Patients
 Rate

Nationwide Average

Jan - Mar 2019

13
 0%
 2%

Apr - Jun 2019


13
 0%
 2%

Jul - Sep 2019

4
 4
 2%

Oct - Dec 2019

13
 0%
 2%

Measure	Hospital Results	Nationwide Top 10% Scored at Least	Average Rate	Statewide Top 10% Scored at Least	Average Rate		
Cesarean Birth Read More See Quarterly Results	 0% of Eligible Patients	Nationwide Statewide	Top 10% Scored at Least	12%	25%	Average Rate	13% 25%

Quarterly Measure Results

Number of Eligible Patients

Rate

Nationwide Average

Jan - Mar 2019

1

1

25%

Apr - Jun 2019

1

1

25%

Jul - Sep 2019

1

1


25%

Oct - Dec 2019

1

1

25%

Measure	Hospital Results	Nationwide Top 10% Scored at Least	Average Rate	Statewide Top 10% Scored at Least	Average Rate		
Exclusive Breast Milk Feeding Read More See Quarterly Results	 77% of 134 Eligible Patients	Nationwide Statewide	Top 10% Scored at Least	73%	51%	Average Rate	71% 49%

Quarterly Measure Results

Number of Eligible Patients

Rate

Nationwide Average

Jan - Mar 2019

134

85%

51%

Apr - Jun 2019

134

77%

52%

Jul - Sep 2019

134

68%


51%

Oct - Dec 2019

134

77%

50%

Measure	Hospital Results	Nationwide Top 10% Scored at Least	Average Rate	Statewide Top 10% Scored at Least	Average Rate		
Antenatal Steroids Read More (No Quarterly Results are available)	 3 ----	Nationwide Statewide	Top 10% Scored at Least	100%	98%	Average Rate	100% 97%

Quarterly Measure Results

Number of Eligible Patients

Rate

Nationwide Average

Jan - Mar 2019

1

1

98%

Apr - Jun 2019

1

1

99%

Jul - Sep 2019

1

1

99%

Oct - Dec 2019

1

1

98%

Measure Area

Nationwide Statewide

Emergency Department Compared to Other Joint Commission
[Read More](#) Accredited Organizations

ND 2

ND 2

Measure	Hospital Results	Nationwide	Weighted Median	Statewide			Average Rate	80.78	157.33
		Top 10% Scored at Most		Top 10% Scored at Most	Weighted Median				
Admit Decision Time to ED	ND 2								
Departure Time for Admitted Patients Read More See Quarterly Results	67.00 minutes 216 eligible Patients	Nationwide Statewide	Top 10% Scored at Least	55.00	133.00				

Quarterly Measure Results

Number of Eligible Patients
 Weighted Median Minutes
 Nationwide Weighted Median Minutes

Jan - Mar 2019

216
 74.00
 149.03

Apr - Jun 2019

1
 1
 129.15

Jul - Sep 2019


216
 63.00
 123.92

Oct - Dec 2019

216
 71.00
 129.12

Measure Area Nationwide Statewide

Immunization Compared to Other Joint Commission N/D N/D
[Read More](#) Accredited Organizations

Measure	Hospital Results	Nationwide Top 10% Scored at Least	Average Rate	Statewide Top 10% Scored at Least	Average Rate		
Influenza Immunization Read More See Quarterly Results	 96% of 250 Eligible Patients	Nationwide Statewide	Top 10% Scored at Least	99%	92%	Average Rate	99% 96%

Quarterly Measure Results

Number of Eligible Patients

Rate

Nationwide Average

Jan - Mar 2019

250

95%

93%

Apr - Jun 2019

1

1

1

Jul - Sep 2019

1

1

1

Oct - Dec 2019

250

96%

91%