



Organizations that have achieved  
The Gold Seal of Approval® from  
The Joint Commission®



# Quality Report



# Memorial Regional Hospital



DBA: Memorial Regional Hospital  
HCO ID: 6811  
3501 Johnson Street  
Hollywood, FL, 33021  
(954) 265-2000  
[www.mhs.net](http://www.mhs.net)

## Summary of Quality Information

### Accreditation Programs

#### [View Accreditation History](#)

	<u><a href="#">Behavioral Health Care and Human Services</a></u>	Accreditation Decision <u><a href="#">Accredited</a></u>	Effective Date 7/13/2021	Last Full Survey Date 7/12/2021	Last On-Site Survey Date 7/12/2021
	<u><a href="#">Home Care</a></u>	Accreditation Decision <u><a href="#">Accredited</a></u>	Effective Date 7/17/2021	Last Full Survey Date 7/16/2021	Last On-Site Survey Date 7/16/2021
	<u><a href="#">Hospital</a></u>	Accreditation Decision <u><a href="#">Accredited</a></u>	Effective Date 7/17/2021	Last Full Survey Date 7/16/2021	Last On-Site Survey Date 7/16/2021
	<u><a href="#">Laboratory</a></u>	Accreditation Decision <u><a href="#">Accredited</a></u>	Effective Date 11/9/2019	Last Full Survey Date 11/8/2019	Last On-Site Survey Date 11/8/2019

## Advanced Certification Programs

### [View Certification History](#)



### [Advanced Comprehensive Stroke Center](#)

#### Certification Decision

[Certification](#)

#### Effective Date

3/6/2019

#### Last Full Survey Date

3/5/2019

#### Last On-Site Survey Date

3/5/2019



### [Ventricular Assist Device](#)

#### Certification Decision

[Certification](#)

#### Effective Date

3/27/2021

#### Last Full Survey Date

3/26/2021

#### Last On-Site Survey Date

3/26/2021

## Sites

### **Cypress Creek Outpatient Rehab**

2122 W. Cypress Creek Road Suite #220  
Fort Lauderdale, FL, 33320

#### Available Services

- Outpatient Clinics (Outpatient )

### **Joe DiMaggio Children's Health Specialty Center**

3377 South State Road 7 Wellington  
Lake Worth, FL, 33449

#### Available Services

- Outpatient Clinics (Outpatient )

### **MCI- Chemotherapy**

DBA: Memorial Cancer Institute  
1150 N. 35th Avenue #270  
Hollywood, FL, 33021

### **Available Services**

- Administration of Blood Product (Outpatient )
- Administration of High Risk Medications (Outpatient )
- General Laboratory Tests
- Single Specialty Practitioner (Outpatient )

### **MCI- Oncolgy Physician Practice**

DBA: Memorial Cancer Institute  
1150 N 35 th Ave #330 and 345  
Hollywood, FL, 33021

### **Available Services**

- General Laboratory Tests
- Single Specialty Practitioner (Outpatient )

### **MCI- Oncology Physician Practice/Chemotherapy**

DBA: Memorial Cancer Institute  
20801 Biscayne Blvd #200  
Aventura, FL, 33180

### **Available Services**

- Administration of Blood Product (Outpatient )
- Administration of High Risk Medications (Outpatient )
- Single Specialty Practitioner (Outpatient )

### **Memorial Breast Cancer Center**

1150 N. 35th Ave Suite #170  
Hollywood, FL, 33021

### **Available Services**

- General Laboratory Tests

### **Memorial Breast Cancer Center (Practice/Chemotherapy)**

1150 N 35th Ave Suite 170  
Hollywood, FL, 33021

### **Available Services**

- Administration of Blood Product (Outpatient )
- Administration of High Risk Medications (Outpatient )
- Outpatient Clinics (Outpatient )

### **Memorial Kidney Transplant Clinic Adult/Pediatrics**

1150 N 35th Ave Suite 390  
Hollywood, FL, 33021

### **Available Services**

- General Laboratory Tests
- Single Specialty Practitioner (Outpatient )

### **Memorial Outpatient Behavioral Health**

3400 N. 29th Avenue  
Hollywood, FL, 33021

## **Available Services**

- Addiction Services
- Addiction Services (Detox - Adult )
- Behavioral Health (Day Programs - Adult )
- Behavioral Health (Partial Hospitalization - Adult )
- Chemical Dependency (Day Programs - Adult )
- Chemical Dependency (Partial Hospitalization - Adult )
- Chemical Dependency (Detox - Adult )
- General Laboratory Tests

## **Memorial Primary Care @ East Hollywood**

3700 Johnson Street  
Hollywood, FL, 33021

## **Available Services**

- General Laboratory Tests
- Outpatient Clinics (Outpatient )

## **Memorial Primary Care Adult Mobile Health Center**

4105 Pembroke Road  
Hollywood, FL, 33021

## **Available Services**

- General Laboratory Tests
- Outpatient Clinics (Outpatient )

## **Memorial Primary Care at Dania Beach**

140 S. Federal Highway  
Dania, FL, 33004

## **Available Services**

- General Laboratory Tests
- Outpatient Clinics (Outpatient )

## **Memorial Primary Care at Hallandale**

1750 E Hallandale Beach Blvd  
Hallandale, FL, 33009

## **Available Services**

- General Laboratory Tests
- Outpatient Clinics (Outpatient )

## **Memorial Primary Care at Pembroke Road**

4105 Pembroke Road  
Hollywood, FL, 33021

## **Available Services**

- General Laboratory Tests
- Outpatient Clinics (Outpatient )

## **Memorial Primary Care Childrens Mobile Health Center**

4105 Pembroke Road

Hollywood, FL, 33021

### **Available Services**

- General Laboratory Tests
- Outpatient Clinics (Outpatient )

### **Memorial Regional Hospital Fitness and Rehabilitation Center**

300 Hollywood Way  
Hollywood, FL, 33021

### **Available Services**

- Outpatient Clinics (Outpatient )

### **Memorial Regional Hospital South**

3600 Washington Street  
Hollywood, FL, 33021

### **Available Services**

- CT Scanner (Imaging/Diagnostic Services )
- Ear/Nose/Throat Surgery (Surgical Services )
- EEG/EKG/EMG Lab (Imaging/Diagnostic Services )
- Gastroenterology (Surgical Services )
- GI or Endoscopy Lab (Imaging/Diagnostic Services )
- Gynecological Surgery (Surgical Services )
- Inpatient Unit (Inpatient )
- Interventional Radiology (Inpatient )
- Interventional Radiology (Imaging/Diagnostic Services )
- Magnetic Resonance Imaging (Imaging/Diagnostic Services )
- Medical /Surgical Unit (Inpatient )
- Non-Sterile Medication Compounding (Inpatient )
- Nuclear Medicine (Imaging/Diagnostic Services )
- Orthopedic Surgery (Surgical Services )
- Plastic Surgery (Surgical Services )
- Rehabilitation Unit (Inpatient )
- Rehabilitation Unit (24-hour Acute Care/Crisis Stabilization )
- Sterile Medication Compounding (Inpatient )
- Ultrasound (Imaging/Diagnostic Services )
- Urology (Surgical Services )

### **Memorial Regional Pathology Services**

9581 Premier Parkway, Miramar  
Hollywood, FL, 33025

### **Available Services**

- General Laboratory Tests

### **Pediatric Transplant Clinic**

1150 North 35th Avenue Suite 445  
Hollywood, FL, 33021

### **Available Services**

- Single Specialty Practitioner (Outpatient )



## **South Broward Hospital District**

DBA: Memorial Home Infusion

9579 Premier Parkway

Miramar, FL, 33025

### **Available Services**

- Durable Medical Equipment
- Enteral Equipment and/or Supplies
- Enteral Nutrients
- External Infusion Pumps
- High Risk Sterile Medication Compounding (Outpatient )
- Infusion Pharmacy
- Outpatient Clinics (Outpatient )
- Parenteral Equipment and/or Supplies
- Parenteral Nutrients
- Pharmacy, Clinical Consulting Services
- Pharmacy/Dispensary, General Services
- Sterile Medication Compounding
- Supplies

## **South Broward Hospital District**

DBA: Memorial Regional Hospital

3501 Johnson Street

Hollywood, FL, 33021

### **Available Services**

- Behavioral Health (24-hour Acute Care/Crisis Stabilization - Adult )
- Behavioral Health (24-hour Acute Care/Crisis Stabilization - Child/Youth )
- Brachytherapy (Imaging/Diagnostic Services )
- Cardiac Catheterization Lab (Surgical Services )
- Cardiac Surgery (Surgical Services )
- Cardiothoracic Surgery (Surgical Services )
- Cardiovascular Unit (Inpatient )
- Coronary Care Unit (Inpatient )
- CT Scanner (Imaging/Diagnostic Services )
- Dialysis Unit (Inpatient )
- Ear/Nose/Throat Surgery (Surgical Services )
- Eating Disorders
- Eating Disorders (Outpatient )
- EEG/EKG/EMG Lab (Imaging/Diagnostic Services )
- Gastroenterology (Surgical Services )
- General Laboratory Tests
- GI or Endoscopy Lab (Imaging/Diagnostic Services )
- Gynecological Surgery (Surgical Services )
- Gynecology (Inpatient )
- Hematology/Oncology Unit (Inpatient )
- Inpatient Unit (Inpatient )
- Interventional Radiology (Inpatient )
- Interventional Radiology (Outpatient )
- Interventional Radiology (Imaging/Diagnostic Services )
- Labor & Delivery (Inpatient )
- Magnetic Resonance Imaging (Imaging/Diagnostic Services )
- Medical /Surgical Unit (Inpatient )
- Medical ICU (Intensive Care Unit )
- Neuro/Spine ICU (Intensive Care Unit )
- Neuro/Spine Unit (Inpatient )

- Neurosurgery (Surgical Services )
- Non-Sterile Medication Compounding (Inpatient )
- Normal Newborn Nursery (Inpatient )
- Nuclear Medicine (Imaging/Diagnostic Services )
- Ophthalmology (Surgical Services )
- Orthopedic Surgery (Surgical Services )
- Orthopedic/Spine Unit (Inpatient )
- Outpatient Clinics (Outpatient )
- Pediatric Cardiac Catheterization (Inpatient - Child/Youth )
- Pediatric Cardiac Catheterization (Outpatient - Child/Youth )
- Pediatric Cardiology (Inpatient - Child/Youth )
- Pediatric Cardiology (Outpatient - Child/Youth )
- Pediatric Cardiothoracic Surgery (Inpatient - Child/Youth )
- Pediatric Cardiothoracic Surgery (Outpatient - Child/Youth )
- Pediatric Dentistry (Inpatient - Child/Youth )
- Pediatric Dentistry (Outpatient - Child/Youth )
- Pediatric Dermatology (Inpatient - Child/Youth )
- Pediatric Emergency Medicine (Inpatient - Child/Youth )
- Pediatric Emergency Medicine (Outpatient - Child/Youth )
- Pediatric Endocrinology (Inpatient - Child/Youth )
- Pediatric Endocrinology (Outpatient - Child/Youth )
- Pediatric Gastroenterology (Inpatient - Child/Youth )
- Pediatric Gastroenterology (Outpatient - Child/Youth )
- Pediatric General Surgery (Inpatient - Child/Youth )
- Pediatric General Surgery (Outpatient - Child/Youth )
- Pediatric Nephrology (Inpatient - Child/Youth )
- Pediatric Nephrology (Outpatient - Child/Youth )
- Pediatric Neurosurgery (Inpatient - Child/Youth )
- Pediatric Neurosurgery (Outpatient - Child/Youth )
- Pediatric Ophthalmology (Inpatient - Child/Youth )
- Pediatric Ophthalmology (Outpatient - Child/Youth )
- Pediatric Oral/Maxofacial Surgery (Inpatient - Child/Youth )
- Pediatric Oral/Maxofacial Surgery (Outpatient - Child/Youth )
- Pediatric Otolaryngology (Inpatient - Child/Youth )
- Pediatric Otolaryngology (Outpatient - Child/Youth )
- Pediatric Plastic Surgery (Inpatient - Child/Youth )
- Pediatric Plastic Surgery (Outpatient - Child/Youth )
- Pediatric Unit (Inpatient )
- Pediatric Urology (Inpatient - Child/Youth )
- Pediatric Urology (Outpatient - Child/Youth )
- Plastic Surgery (Surgical Services )
- Post Anesthesia Care Unit (PACU) (Inpatient )
- Radiation Oncology (Imaging/Diagnostic Services )
- Rehabilitation Unit (Inpatient )
- Rehabilitation Unit (24-hour Acute Care/Crisis Stabilization )
- Sleep Laboratory (Sleep Laboratory )
- Sterile Medication Compounding (Inpatient )
- Surgical ICU (Intensive Care Unit )
- Surgical Unit (Inpatient )
- Thoracic Surgery (Surgical Services )
- Toxicology
- Transplant Surgery (Surgical Services )
- Ultrasound (Imaging/Diagnostic Services )
- Urology (Surgical Services )
- Vascular Surgery (Surgical Services )
- Wound Care

## Certification Programs



- Advanced Comprehensive Stroke Center
- Ventricular Assist Device

### **U-18 MRI**

5830 Coral Ridge Drive #110  
Coral Springs, FL, 33076

#### **Available Services**

- Outpatient Clinics (Outpatient )

### **U-18 Rehab Program**

5830 Coral Ridge Drive #207  
Coral Springs, FL, 33076

#### **Available Services**

- Outpatient Clinics (Outpatient )

## **Special Quality Awards**

*Due to our commitment to accurate data reporting, The Joint Commission is suspending the practice of updating Special Quality Awards until further notice*

- **2015** Metabolic and Bariatric Surgery Accreditation and Quality Improvement Program

## **Organization Commentary**

### **Mr. Peter Powers, CEO**







Additional quality awards: 1. Bariatric Center of Excellence as designated by the Surgical Review Corporation and the American Society for Metabolic and Bariatric Surgery. 2. Bronze Award for the American Stroke Association Get With The Guidelines.

## **Cooperative Agreements**

**Hospital** - Accredited by [American College of Surgeons-Commission on Cancer \(ACoS-COC\)](#)

## **National Patient Safety Goals and National Quality Improvement Goals**

## Symbol Key

-  This organization achieved the best possible results
-  This organization's performance is above the target range/value
-  This organization's performance is similar to the target range/value
-  This organization's performance is below the target range/value
-  This measure is not applicable for this organization
-  Not displayed

## Measures Footnote Key

1. The measure or measure set was not reported.
2. The measure set does not have an overall result.
3. The number is not enough for comparison purposes.
4. The measure meets the Privacy Disclosure Threshold rule.
5. The organization scored above 90% but was below most other organizations.
6. The measure results are not statistically valid.
7. The measure results are based on a sample of patients.
8. The number of months with measure data is below the reporting requirement.
9. The measure results are temporarily suppressed pending resubmission of updated data.
10. Test Measure: a measure being evaluated for reliability of the individual data elements or awaiting National Quality Forum Endorsement.
11. There were no eligible patients that met the denominator criteria.

The Joint Commission only reports measures endorsed by the [National Quality Forum](#).

\* This information can also be viewed at [Hospital Compare](#).

\*\* Indicates per 1000 hours of patient care.

\*\*\* The measure was not in effect for this quarter.

---- Null value or data not displayed.

<b>Hospital</b>	<a href="#">2017 National Patient Safety Goals</a>	Nationwide Comparison:	Statewide Comparison:
<b>Home Care</b>	<a href="#">2017 National Patient Safety Goals</a>	Nationwide Comparison:	Statewide Comparison:
<b>Laboratory</b>	<a href="#">2019 National Patient Safety Goals</a>	Nationwide Comparison:	Statewide Comparison:
<b>Behavioral Health Care and Human Services</b>	<a href="#">2021 National Patient Safety Goals</a>	Nationwide Comparison:	Statewide Comparison:

Reporting Period: January 2019 - December 2019

[National Quality Improvement Goals:](#)

[Emergency Department](#)

National Comparison: 2

Statewide Comparison: 2

[Hospital-Based Inpatient Psychiatric Services](#)

National Comparison: 2

Statewide Comparison: 2

[Perinatal Care](#)

National Comparison: 2

Statewide Comparison: 2

[New Changes to Quarterly Measure](#)

[Download Quarterly Measure Results](#)

The Joint Commission only reports measures endorsed by the [National Quality Forum](#).

\* State results are not calculated for the National Patient Safety Goals.

National Quality Improvement Goals:

Memorial Regional Hospital

HCO ID: 6811  
3501 Johnson Street  
Hollywood , FL, 33021

Measure	Hospital Results	Nationwide Top 10% Scored at Least	Average Rate	Statewide Top 10% Scored at Least	Average Rate	Average Rate	
Assessment of violence risk, substance use disorder, trauma and patient strengths completed - Overall Rate	 100% of 590 Eligible Patients	Nationwide Statewide	Top 10% Scored at Least	100%	95%	Average Rate	100% 97%
<a href="#">Read More</a> <a href="#">See Quarterly Results</a>							

## Quarterly Measure Results

Number of Eligible Patients	Rate	Nationwide Average
<b>Jan - Mar 2019</b>		
590	100%	95%
<b>Apr - Jun 2019</b>		
590	100%	95%
<b>Jul - Sep 2019</b>		
590	100%	95%
<b>Oct - Dec 2019</b>		
590	100%	96%

Measure	Hospital Results	Nationwide Top 10% Scored at Least	Average Rate	Statewide Top 10% Scored at Least	Average Rate	Average Rate	
Assessment of violence risk, substance use disorder, trauma and patient strengths completed - Children (1-12 years)	 100% of 99 Eligible Patients	Nationwide Statewide	Top 10% Scored at Least	100%	96%	Average Rate	100% 97%
<a href="#">Read More</a> <a href="#">See Quarterly Results</a>							

## Quarterly Measure Results

Number of Eligible Patients

Rate

Nationwide Average

**Jan - Mar 2019**

99

100%

96%

**Apr - Jun 2019**

99

100%

96%

**Jul - Sep 2019**

99

100%


96%

**Oct - Dec 2019**

99

100%

96%

Measure	Hospital Results	Nationwide Top 10% Scored at Least	Average Rate	Statewide Top 10% Scored at Least	Average Rate		
Assessment of violence risk, substance use disorder, trauma and patient strengths completed - Adolescent (13-17 years)	 100% of 89 Eligible Patients	Nationwide Statewide	Top 10% Scored at Least	100%	96%	Average Rate	100% 98%
<a href="#">Read More</a> <a href="#">See Quarterly Results</a>							

## Quarterly Measure Results

Number of Eligible Patients

Rate

Nationwide Average

**Jan - Mar 2019**

89

100%

96%

**Apr - Jun 2019**

89

100%

96%

**Jul - Sep 2019**

89

100%

97%

**Oct - Dec 2019**

89

100%

97%

Measure	Hospital Results	Nationwide Top 10% Scored at Least	Average Rate	Statewide Top 10% Scored at Least	Average Rate		
Assessment of violence risk, substance use disorder, trauma and patient strengths completed - Adult (18-64 years) <a href="#">Read More</a> <a href="#">See Quarterly Results</a>	 100% of 273 Eligible Patients	Nationwide Statewide	Top 10% Scored at Least	100%	95%	Average Rate	100% 97%



## Quarterly Measure Results

Number of Eligible Patients

Rate

Nationwide Average

**Jan - Mar 2019**

273

100%

95%

**Apr - Jun 2019**

273

100%

95%

**Jul - Sep 2019**

273

100%

95%

**Oct - Dec 2019**

273

100%

95%

Measure	Hospital Results	Nationwide Top 10% Scored at Least	Average Rate	Statewide Top 10% Scored at Least	Average Rate		
Assessment of violence risk, substance use disorder, trauma and patient strengths completed - Older Adult (>= 65 years) <a href="#">Read More</a> <a href="#">See Quarterly Results</a>	 100% of 129 Eligible Patients	Nationwide Statewide	Top 10% Scored at Least	100%	95%	Average Rate	100% 98%

## Quarterly Measure Results

Number of Eligible Patients

Rate

Nationwide Average

**Jan - Mar 2019**

129

100%

94%

**Apr - Jun 2019**

129

100%

95%

**Jul - Sep 2019**

129

100%

95%

**Oct - Dec 2019**

129

100%

95%

Measure	Hospital Results	Nationwide Top 10% Scored at Least	Average Rate	Statewide Top 10% Scored at Least	Average Rate	Average Rate	Average Rate
Multiple Antipsychotic Medications at Discharge with Appropriate Justification Overall Rate <a href="#">Read More</a> <a href="#">See Quarterly Results</a>	 88% of 43 Eligible Patients	Nationwide Statewide	Top 10% Scored at Least	100%	63%	Average Rate	97% 64%

## Quarterly Measure Results

Number of Eligible Patients

Rate

Nationwide Average

**Jan - Mar 2019**

43

73%

62%

**Apr - Jun 2019**

43

91%

63%

**Jul - Sep 2019**

43

100%


64%

**Oct - Dec 2019**

43

91%

64%

Measure	Hospital Results	Nationwide Top 10% Scored at Least	Average Rate	Statewide Top 10% Scored at Least	Average Rate		
Multiple Antipsychotic Medications at Discharge with Appropriate Justification Children Age 1 - 12 <a href="#">Read More</a> (No Quarterly Result are available)	 4 ----	Nationwide Statewide	Top 10% Scored at Least	100%	47%	Average Rate	____3____3

## Quarterly Measure Results

Number of Eligible Patients

Rate

Nationwide Average

**Jan - Mar 2019**

\_\_\_\_ 1

\_\_\_\_ 1

\_\_\_\_ 1

**Apr - Jun 2019**

\_\_\_\_ 1

\_\_\_\_ 1

\_\_\_\_ 1

**Jul - Sep 2019**

\_\_\_\_ 1

\_\_\_\_ 1


\_\_\_\_ 1

**Oct - Dec 2019**

\_\_\_\_ 1

\_\_\_\_ 1

\_\_\_\_ 1

Measure	Hospital Results	Nationwide Top 10% Scored at Least	Average Rate	Statewide Top 10% Scored at Least	Average Rate		
Multiple Antipsychotic Medications at Discharge with Appropriate Justification Adolescents Age 13 - 17	 4 ----	Nationwide Statewide	Top 10% Scored at Least	100%	48%	Average Rate	____ 3 ____ 3
<a href="#">Read More</a> (No Quarterly Result are available)							

## Quarterly Measure Results

Number of Eligible Patients

Rate

Nationwide Average

**Jan - Mar 2019**

\_\_\_\_ 1

\_\_\_\_ 1

\_\_\_\_ 1

**Apr - Jun 2019**

\_\_\_\_ 1

\_\_\_\_ 1

\_\_\_\_ 1

**Jul - Sep 2019**

\_\_\_\_ 1

\_\_\_\_ 1

\_\_\_\_ 1

**Oct - Dec 2019**

\_\_\_\_ 1

\_\_\_\_ 1

\_\_\_\_ 1

Measure	Hospital Results	Nationwide	Average	Statewide	Average		
		Top 10% Scored at Least	Rate	Top 10% Scored at Least	Rate	Rate	Rate
Multiple Antipsychotic Medications at Discharge with Appropriate Justification Adults Age 18 - 64 <a href="#">Read More</a> <a href="#">See Quarterly Results</a>	 90% of 30 Eligible Patients	Nationwide Statewide	Top 10% Scored at Least	100%	65%	Average Rate	100% 67%

## Quarterly Measure Results

Number of Eligible Patients

Rate

Nationwide Average

**Jan - Mar 2019**

30

83%

63%

**Apr - Jun 2019**

30

89%

64%

**Jul - Sep 2019**

30

100%

66%

**Oct - Dec 2019**

30

88%

66%

Measure	Hospital Results	Nationwide Top 10% Scored at Least	Average Rate	Statewide Top 10% Scored at Least	Average Rate	Average Rate	100%	48%
Multiple Antipsychotic Medications at Discharge with Appropriate Justification Older Adults Age 65 and Older <a href="#">Read More</a> <a href="#">See Quarterly Results</a>	 80% of 10 Eligible Patients	Nationwide Statewide	Top 10% Scored at Least	100%	56%	Average Rate	100%	48%



## Quarterly Measure Results

Number of Eligible Patients

Rate

Nationwide Average

**Jan - Mar 2019**

10

60%

53%

**Apr - Jun 2019**

4

4

58%

**Jul - Sep 2019**

4

4


57%

**Oct - Dec 2019**

4

4

57%

Measure	Hospital Results	Nationwide Top 10% Scored at Least	Average Rate	Statewide Top 10% Scored at Least	Average Rate		
Hours of Physical Restraint Use per 1000 Patient Hours - Overall Rate	 1.88 (142 Total Hours in Restraints)	Nationwide Statewide	Top 10% Scored at Least	N/A	0.48	Average Rate	N/A 0.06
<a href="#">Read More</a> <a href="#">See Quarterly Results</a>							

## Quarterly Measure Results

Total Patient Hours/1000  
 Total Patient Hours in Restraint  
 Rate of Restraint Use\*\*  
 Nationwide Rate\*\*

### Jan - Mar 2019

19.22  
 56.93  
 2.96  
 0.53

### Apr - Jun 2019


19.18  
 40.32  
 2.10  
 0.47

### Jul - Sep 2019

18.46  
 21.53  
 1.17  
 0.47

### Oct - Dec 2019

18.77  
 23.70  
 1.26  
 0.43

Measure	Hospital Results	Nationwide Top 10% Scored at Least	Average Rate	Statewide Top 10% Scored at Least	Average Rate		
Hours of Physical Restraint Use Children Age 1 - 12 <a href="#">Read More</a> <a href="#">See Quarterly Results</a>	 3 3.97 (24 Total Hours in Restraints)	Nationwide Statewide	Top 10% Scored at Least	N/A	0.4	Average Rate	N/A 0.28

## Quarterly Measure Results

Total Patient Hours/1000  
 Total Patient Hours in Restraint  
 Rate of Restraint Use\*\*  
 Nationwide Rate\*\*

### Jan - Mar 2019

1.39  
 6.10  
 4.38  
 0.45

### Apr - Jun 2019

1.73  
 14.47  
 8.37  
 0.38

### Jul - Sep 2019

1.42  
 1.05  
 0.74  
 0.43

### Oct - Dec 2019

1.56  
 2.60  
 1.67  
 0.34

Measure	Hospital Results	Nationwide Top 10% Scored at Least	Average Rate	Statewide Top 10% Scored at Least	Average Rate		
Hours of Physical Restraint Use Adolescents Age 13 - 17 <a href="#">Read More</a> <a href="#">See Quarterly Results</a>	<span style="border: 1px solid black; border-radius: 50%; padding: 2px;">N/D</span> 3 2.88 (42 Total Hours in Restraints)	Nationwide Statewide	Top 10% Scored at Least	N/A	0.29	Average Rate	N/A 0.21

## Quarterly Measure Results

Total Patient Hours/1000  
 Total Patient Hours in Restraint  
 Rate of Restraint Use\*\*  
 Nationwide Rate\*\*

### Jan - Mar 2019

4.27  
 17.25  
 4.04  
 0.26

### Apr - Jun 2019

3.43  
 8.00  
 2.33  
 0.32

### Jul - Sep 2019

3.12  
 9.63  
 3.09  
 0.34

### Oct - Dec 2019

3.86  
 7.42  
 1.92  
 0.27

Measure	Hospital Results	Nationwide Top 10% Scored at Least	Average Rate	Statewide Top 10% Scored at Least	Average Rate		
Hours of Physical Restraint Use Adults Age 18 - 64 <a href="#">Read More</a> <a href="#">See Quarterly Results</a>	⊖ 1.57 (76 Total Hours in Restraints)	Nationwide Statewide	Top 10% Scored at Least	N/A	0.56	Average Rate	N/A 0.05

## Quarterly Measure Results

Total Patient Hours/1000  
 Total Patient Hours in Restraint  
 Rate of Restraint Use\*\*  
 Nationwide Rate\*\*

### Jan - Mar 2019

11.81  
 33.55  
 2.84  
 0.63

### Apr - Jun 2019

12.48  
 17.85  
 1.43  
 0.54

### Jul - Sep 2019

12.19  
 10.82  
 0.89  
 0.54

### Oct - Dec 2019

11.98  
 13.68  
 1.14  
 0.51

Measure	Hospital Results	Nationwide Top 10% Scored at Least	Average Rate	Statewide Top 10% Scored at Least	Average Rate		
Hours of Physical Restraint Use Older Adults Age 65 and Older <a href="#">Read More</a> <a href="#">See Quarterly Results</a>	 3 0.01 (0 Total Hours in Restraints)	Nationwide Statewide	Top 10% Scored at Least	N/A	0.09	Average Rate	N/A 0.01

## Quarterly Measure Results

Total Patient Hours/1000  
 Total Patient Hours in Restraint  
 Rate of Restraint Use\*\*  
 Nationwide Rate\*\*

### Jan - Mar 2019

1.75  
 0.03  
 0.02  
 0.08

### Apr - Jun 2019

1.54  
 0  
 0  
 0.13

### Jul - Sep 2019

1.73  
 0.03  
 0.02  
 0.07

### Oct - Dec 2019

1.37  
 0  
 0  
 0.06

Measure	Hospital Results	Nationwide Top 10% Scored at Least	Average Rate	Statewide Top 10% Scored at Least	Average Rate		
Hours of Seclusion Use per 1000 Patient Hours - Overall Rate <a href="#">Read More</a> <a href="#">See Quarterly Results</a>	⊖ 0.87 (66 Total Hours in Seclusion)	Nationwide Statewide	Top 10% Scored at Least	N/A	0.4	Average Rate	N/A 0.07



## Quarterly Measure Results

Total Patient Hours/1000  
 Total Patient Hours in Seclusion  
 Rate of Seclusion Use\*\*  
 Nationwide Rate\*\*

### Jan - Mar 2019

19.22  
 19.75  
 1.03  
 0.41

### Apr - Jun 2019

19.18  
 15.05  
 0.78  
 0.44

### Jul - Sep 2019

18.46  
 21.28  
 1.15  
 0.43

### Oct - Dec 2019

18.77  
 9.98  
 0.53  
 0.32

Measure	Hospital Results	Nationwide Top 10% Scored at Least	Average Rate	Statewide Top 10% Scored at Least	Average Rate		
Hours of Seclusion Use Children Age 1 - 12 <a href="#">Read More</a> <a href="#">See Quarterly Results</a>	 0.0 (0 Total Hours in Seclusion)	Nationwide Statewide	Top 10% Scored at Least	N/A	0.69	Average Rate	N/A 0.29

## Quarterly Measure Results

Total Patient Hours/1000  
 Total Patient Hours in Seclusion  
 Rate of Seclusion Use\*\*  
 Nationwide Rate\*\*

### Jan - Mar 2019

1.39  
 0  
 0  
 0.49

### Apr - Jun 2019


1.73  
 0  
 0  
 0.60

### Jul - Sep 2019

1.42  
 0  
 0  
 0.94

### Oct - Dec 2019

1.56  
 0  
 0  
 0.75

Measure	Hospital Results	Nationwide Top 10% Scored at Least	Average Rate	Statewide Top 10% Scored at Least	Average Rate		
Hours of Seclusion Use Adolescents Age 13 - 17 <a href="#">Read More</a> <a href="#">See Quarterly Results</a>	 3 0.41 (6 Total Hours in Seclusion)	Nationwide Statewide	Top 10% Scored at Least	N/A	0.21	Average Rate	N/A 0.23

## Quarterly Measure Results

Total Patient Hours/1000  
 Total Patient Hours in Seclusion  
 Rate of Seclusion Use\*\*  
 Nationwide Rate\*\*

### Jan - Mar 2019

4.27  
 4.50  
 1.05  
 0.18

### Apr - Jun 2019

3.43  
 1.48  
 0.43  
 0.23

### Jul - Sep 2019

3.12  
 0  
 0  
 0.25

### Oct - Dec 2019

3.86  
 0  
 0  
 0.18

Measure	Hospital Results	Nationwide Top 10% Scored at Least	Average Rate	Statewide Top 10% Scored at Least	Average Rate		
Hours of Seclusion Use Adults Age 18 - 64 <a href="#">Read More</a> <a href="#">See Quarterly Results</a>	1.24 (60 Total Hours in Seclusion)	Nationwide Statewide	Top 10% Scored at Least	N/A	0.45	Average Rate	N/A 0.07

## Quarterly Measure Results

Total Patient Hours/1000  
 Total Patient Hours in Seclusion  
 Rate of Seclusion Use\*\*  
 Nationwide Rate\*\*

### Jan - Mar 2019

11.81  
 15.25  
 1.29  
 0.48

### Apr - Jun 2019


12.48  
 13.57  
 1.09  
 0.50

### Jul - Sep 2019

12.19  
 21.28  
 1.75  
 0.48

### Oct - Dec 2019

11.98  
 9.98  
 0.83  
 0.35

Measure	Hospital Results	Nationwide Top 10% Scored at Least	Average Rate	Statewide Top 10% Scored at Least	Average Rate		
Hours of Seclusion Use Older Adults Age 65 and Older <a href="#">Read More</a> <a href="#">See Quarterly Results</a>	 0.0 (0 Total Hours in Seclusion)	Nationwide Statewide	Top 10% Scored at Least	N/A	0.08	Average Rate	N/A 0.02

## Quarterly Measure Results

Total Patient Hours/1000  
 Total Patient Hours in Seclusion  
 Rate of Seclusion Use\*\*  
 Nationwide Rate\*\*

### Jan - Mar 2019

1.75  
 0  
 0  
 0.06

### Apr - Jun 2019



1.54  
 0  
 0  
 0.15

### Jul - Sep 2019

1.73  
 0  
 0  
 0.06

### Oct - Dec 2019

1.37  
 0  
 0  
 0.04

Measure Area	Nationwide	Statewide
Perinatal Care Compared to Other Joint Commission Accredited Organizations	 2	 2

[Read More](#)

Measure	Hospital Results	Nationwide Top 10% Scored at Least	Average Rate	Statewide Top 10% Scored at Least	Average Rate	Average Rate	Average Rate
Elective Delivery <a href="#">Read More</a> <a href="#">See Quarterly Results</a>	 3% of 131 Eligible Patients	Nationwide Statewide	Top 10% Scored at Least	0%	2%	Average Rate	0%2%

## Quarterly Measure Results

Number of Eligible Patients

Rate

Nationwide Average

**Jan - Mar 2019**

131

0%

2%

**Apr - Jun 2019**

131

0%

2%

**Jul - Sep 2019**

131

3%

2%

**Oct - Dec 2019**

131

8%

2%

Measure	Hospital Results	Nationwide Top 10% Scored at Least	Average Rate	Statewide Top 10% Scored at Least	Average Rate		
Cesarean Birth <a href="#">Read More</a> <a href="#">See Quarterly Results</a>	⊕ 0% of Eligible Patients	Nationwide Statewide	Top 10% Scored at Least	12%	25%	Average Rate	16% 28%

## Quarterly Measure Results

Number of Eligible Patients

Rate

Nationwide Average

**Jan - Mar 2019**

1

1

25%

**Apr - Jun 2019**

1

1

25%

**Jul - Sep 2019**

1

1

25%

**Oct - Dec 2019**

1

1

25%

Measure	Hospital Results	Nationwide Top 10% Scored at Least	Average Rate	Statewide Top 10% Scored at Least	Average Rate		
Exclusive Breast Milk Feeding <a href="#">Read More</a> <a href="#">See Quarterly Results</a>	48% of 384 Eligible Patients	Nationwide Statewide	Top 10% Scored at Least	73%	51%	Average Rate	60% 43%

## Quarterly Measure Results

Number of Eligible Patients

Rate

Nationwide Average

**Jan - Mar 2019**

384

54%

51%

**Apr - Jun 2019**

384

50%

52%

**Jul - Sep 2019**

384

45%


51%

**Oct - Dec 2019**

384

44%

50%

Measure	Hospital Results	Nationwide Top 10% Scored at Least	Average Rate	Statewide Top 10% Scored at Least	Average Rate		
Antenatal Steroids <a href="#">Read More</a> <a href="#">See Quarterly Results</a>	 100% of 51 Eligible Patients	Nationwide Statewide	Top 10% Scored at Least	100%	98%	Average Rate	100% 99%



## Quarterly Measure Results

Number of Eligible Patients

Rate

Nationwide Average

**Jan - Mar 2019**

51

100%

98%

**Apr - Jun 2019**

51

100%

99%

**Jul - Sep 2019**

51

100%


99%

**Oct - Dec 2019**

51

100%

98%

Measure	Hospital Results	Nationwide Top 10% Scored at Least	Average Rate	Statewide Top 10% Scored at Least	Average Rate	Average Rate	
Unexpected Complications in Term Newborns per 1000 livebirths - Overall Rate <a href="#">Read More</a> <a href="#">See Quarterly Results</a>	 10 14% of 3852 Eligible Patients	Nationwide Statewide	Top 10% Scored at Least	17%	32%	Average Rate	16% 33%

## Quarterly Measure Results

Number of Eligible Patients

Rate

Nationwide Average

**Jan - Mar 2019**

3852

14%

32%

**Apr - Jun 2019**

3852

12%

31%

**Jul - Sep 2019**

3852

11%

32%

**Oct - Dec 2019**

3852

19%

32%

Measure	Hospital Results	Nationwide Top 10% Scored at Least	Average Rate	Statewide Top 10% Scored at Least	Average Rate		
Unexpected Complications in Term Newborns per 1000 livebirths - Severe Rate	3% of 3852 Eligible Patients	Nationwide Statewide	Top 10% Scored at Least	6%	13%	Average Rate	7% 14%
	ND 10						
<a href="#">Read More</a>							
<a href="#">See Quarterly Results</a>							

## Quarterly Measure Results

Number of Eligible Patients

Rate

Nationwide Average

**Jan - Mar 2019**

3852

3%

14%

**Apr - Jun 2019**

3852

3%

13%

**Jul - Sep 2019**

3852

2%

14%

**Oct - Dec 2019**

3852

4%

13%

Measure	Hospital Results	Nationwide Top 10% Scored at Least	Average Rate	Statewide Top 10% Scored at Least	Average Rate		
Unexpected Complications in Term Newborns per 1000 livebirths - Moderate Rate	(N/D) 10 11% of 3852 Eligible Patients	Nationwide Statewide	Top 10% Scored at Least	3%	18%	Average Rate	4% 19%
<a href="#">Read More</a> <a href="#">See Quarterly Results</a>							

## Quarterly Measure Results

Number of Eligible Patients

Rate

Nationwide Average

**Jan - Mar 2019**

3852

11%

18%

**Apr - Jun 2019**

3852

9%

18%

**Jul - Sep 2019**

3852

9%

19%

**Oct - Dec 2019**

3852

15%

19%

Measure Area

Nationwide Statewide

Emergency Department Compared to Other Joint Commission  
[Read More](#) Accredited Organizations

ND 2

ND 2

Measure	Hospital Results	Nationwide	Weighted Median	Statewide	Weighted Median		
		Top 10% Scored at Most		Top 10% Scored at Most			
Admit Decision Time to ED	<span style="border: 1px solid black; border-radius: 50%; padding: 2px;">ND</span> 2						
Departure Time for Admitted Patients <a href="#">Read More</a> <a href="#">See Quarterly Results</a>	183.00 minutes 971 eligible Patients	Nationwide Statewide	Top 10% Scored at Least	55.00	133.00	Average Rate	65.60 123.98

## Quarterly Measure Results

Number of Eligible Patients  
Weighted Median Minutes  
Nationwide Weighted Median Minutes

### Jan - Mar 2019

971  
194.00  
149.03

### Apr - Jun 2019

971  
190.00  
129.15

### Jul - Sep 2019

971  
192.00  
123.92

### Oct - Dec 2019

971  
155.00  
129.12