



# Quality Report





# Evans Army Community Hospital

HCO ID: 9365  
1650 Cochrane Circle, BLDG 7500  
Fort Carson, CO, 80913-4604  
(719) 526-7500  
[www.evans.amedd.army.mil](http://www.evans.amedd.army.mil)

## Summary of Quality Information

### Accreditation Programs

#### [View Accreditation History](#)



#### [Behavioral Health Care](#)

**Accreditation Decision**  
[Accredited](#)

**Effective Date**  
3/16/2016

**Last Full Survey Date**  
3/15/2016

**Last On-Site Survey Date**  
3/15/2016



#### [Hospital](#)

**Accreditation Decision**  
[Accredited](#)

**Effective Date**  
3/19/2016

**Last Full Survey Date**  
3/18/2016

**Last On-Site Survey Date**  
3/18/2016

### Sites

#### **Audiology Clinic / Hearing Readiness**

6351 Wetzel Ave, Building 1525  
Fort Carson, CO, 80913

#### **Available Services**

- Single Specialty Practitioner (Outpatient )

#### **DiRaimondo Family Medicine Clinic - West**

Building 1058 O'Connell Blvd  
Fort Carson, CO, 80913

#### **Available Services**

- Single Specialty Practitioner (Outpatient )

#### **DiRaimondo Family Medicine Clinic North**

Building 1041, Barkeley Ave  
Fort Carson, CO, 80913

#### **Available Services**

- Outpatient Clinics (Outpatient )

#### **DiRaimondo Family Medicine Clinic South**

Bldg 1150, Barkeley Ave  
Fort Carson, CO, 80913-4604

## **Available Services**

- Outpatient Clinics (Outpatient )

## **Embedded Behavioral Health - Team 5**

Bldg 1226, Felkins and Specker  
Fort Carson, CO, 80913

## **Available Services**

- Behavioral Health (Non 24 Hour Care - Adult )
- Case Management (Non 24 Hour Care - Adult )
- Community Integration (Non 24 Hour Care )

## **Embedded Behavioral Health - Aviation**

Building 1657, 1848 Barkley Ave  
Fort Carson, CO, 80913

## **Available Services**

- Behavioral Health (Non 24 Hour Care - Adult )
- Case Management (Non 24 Hour Care - Adult )
- Community Integration (Non 24 Hour Care )

## **Embedded Behavioral Health - Team 1**

Bldg 2361, Titus and McGrath  
Fort Carson, CO, 80913

## **Available Services**

- Behavioral Health (Non 24 Hour Care - Adult )
- Case Management (Non 24 Hour Care - Adult )
- Community Integration (Non 24 Hour Care )

## **Embedded Behavioral Health - Team 10**

Bldg 7490 - Robinson Health Clinic  
Fort Carson, CO, 80913

## **Available Services**

- Behavioral Health (Non 24 Hour Care - Adult )
- Case Management (Non 24 Hour Care - Adult )
- Community Integration (Non 24 Hour Care )

## **Embedded Behavioral Health - Team 2**

Bldg 9481 - Wilderness Road  
Fort Carson, CO, 80913

## **Available Services**

- Behavioral Health (Non 24 Hour Care - Adult )
- Case Management (Non 24 Hour Care - Adult )
- Community Integration (Non 24 Hour Care )

## **Embedded Behavioral Health Team 3**

Building 2649, corner of Specker Ave and Cobra  
Fort Carson, CO, 80913

## Available Services

- Behavioral Health (Non 24 Hour Care - Adult )
- Case Management (Non 24 Hour Care - Adult )
- Community Integration (Non 24 Hour Care )

## Evans Army Community Hospital

1650 Cochrane Circle  
Fort Carson, CO, 80913

## Available Services

- Behavioral Health (24-hour Acute Care/Crisis Stabilization - Adult )
- CT Scanner (Imaging/Diagnostic Services )
- Ear/Nose/Throat Surgery (Surgical Services )
- EEG/EKG/EMG Lab (Imaging/Diagnostic Services )
- Gastroenterology (Surgical Services )
- GI or Endoscopy Lab (Imaging/Diagnostic Services )
- Gynecological Surgery (Surgical Services )
- Gynecology (Inpatient )
- Inpatient Unit (Inpatient )
- Labor & Delivery (Inpatient )
- Magnetic Resonance Imaging (Imaging/Diagnostic Services )
- Medical /Surgical Unit (Inpatient )
- Medical ICU (Intensive Care Unit )
- Normal Newborn Nursery (Inpatient )
- Nuclear Medicine (Imaging/Diagnostic Services )
- Ophthalmology (Surgical Services )
- Orthopedic Surgery (Surgical Services )
- Outpatient Clinics (Outpatient )
- Plastic Surgery (Surgical Services )
- Post Anesthesia Care Unit (PACU) (Inpatient )
- Sleep Laboratory (Sleep Laboratory )
- Surgical ICU (Intensive Care Unit )
- Teleradiology (Imaging/Diagnostic Services )
- Ultrasound (Imaging/Diagnostic Services )
- Urology (Surgical Services )

## Other Clinics/Practices Located at This Site:

- Oral Maxillary Surgery

## Forrest Resiliency Center

1891 Prussman Avenue, Bldg 1843, Fort Carson  
Fort Carson, CO, 80913

## Available Services

- Single Specialty Practitioner (Outpatient )

## Fountain School District #8

10665 Jimmy Camp Road  
Fountain, CO, 80817

## Available Services

- Behavioral Health (Non 24 Hour Care - Child/Youth )
- Community Integration (Non 24 Hour Care )

## **Medical Boards and Evaluations (IDES) - BLDG 813**

1626 O'Connell Blvd Bldg 813  
Fort Carson, CO, 80913

### **Available Services**

- Single Specialty Practitioner (Outpatient )

## **Mountain Post Behavioral Health Clinic**

6541 Specker Rd, Bldg 1830  
Fort Carson, CO, 80913

### **Available Services**

- Behavioral Health (Day Programs - Adult )
- Behavioral Health (Non 24 Hour Care - Adult )
- Behavioral Health (Partial - Adult )
- Case Management (Non 24 Hour Care - Adult )
- Community Integration (Non 24 Hour Care )
- Technology-Based Behavioral Health Srvs (Non 24 Hour Care - Adult )

## **Mountain Post Medical Home**

565 Space Center Blvd  
Colorado Springs, CO, 80915

### **Available Services**

- Outpatient Clinics (Outpatient )

## **Premier Army Health Clinic**

3920 North Union Blvd  
Colorado Springs, CO, 80907

### **Available Services**

- Single Specialty Practitioner (Outpatient )

## **Preventive Medicine Clinic**

6582 Magrath Ave Bldg 2059  
Fort Carson, CO, 80913

### **Available Services**

- Single Specialty Practitioner (Outpatient )

## **Robinson Family Medicine Clinic**

Building 7490, Sutherland Cir  
Fort Carson, CO, 80913

### **Available Services**

- Single Specialty Practitioner (Outpatient )

## **Soldier Family Care Center**

1670 Cochrane Circle, Building 7503  
Fort Carson, CO, 80913

### **Available Services**

- Outpatient Clinics (Outpatient )

### **Substance Use Disorder Clinical Care - SUDCC**

DBA: Army Substance Abuse Program  
Building 1830, 6541 Specker Road  
Fort Carson, CO, 80913

#### **Available Services**

- Chemical Dependency (Non 24 Hour Care - Adult )
- Chemical Dependency (Non-detox - Adult )
- Community Integration (Non 24 Hour Care )

### **United States Army Occupational Health Clinic**

Pueblo Chemical Depot  
Pueblo, CO, 81001

#### **Available Services**

- Single Specialty Practitioner (Outpatient )

### **United States Army Occupational Health Clinic**

Tooele Army Depot Bldg # 400  
Tooele, UT, 84074

#### **Available Services**

- Single Specialty Practitioner (Outpatient )

### **United States Army Occupational Health Clinic**

Dugway Proving Ground Bldg # 5116  
Dugway, UT, 84022

#### **Available Services**

- Single Specialty Practitioner (Outpatient )

### **Warrior Recovery Center**

1837 Provide Comfort Drive, Bldg 7489  
Fort Carson, CO, 80913

#### **Available Services**

- Single Specialty Practitioner (Outpatient )

### **Warrior Recovery Center-Rehab**

1836 Provide Comfort Drive, Bldg 7488  
Fort Carson, CO, 80913

#### **Available Services**

- Outpatient Clinics (Outpatient )

### **Warrior Transition Battalion**

Building 7495, 1667 Cochrane Circle  
Fort Carson, CO, 80913

## Available Services

- Behavioral Health (Non 24 Hour Care - Adult )
- Case Management (Non 24 Hour Care - Adult )
- Community Integration (Non 24 Hour Care )

## WTU Company Building

1667 Cochrane Circle Bldg 7494  
Fort Carson, CO, 80913

## Available Services

- Behavioral Health (Non 24 Hour Care - Adult )
- Case Management (Non 24 Hour Care - Adult )
- Community Integration (Non 24 Hour Care )
- Outpatient Clinics (Outpatient )

## National Patient Safety Goals and National Quality Improvement Goals

### Symbol Key

- 🌟 This organization achieved the best possible results
- + This organization's performance is above the target range/value
- ✓ This organization's performance is similar to the target range/value
- - This organization's performance is below the target range/value
- N/A This measure is not applicable for this organization
- N/D Not displayed

### Measures Footnote Key

1. The measure or measure set was not reported.
2. The measure set does not have an overall result.
3. The number is not enough for comparison purposes.
4. The measure meets the Privacy Disclosure Threshold rule.
5. The organization scored above 90% but was below most other organizations.
6. The measure results are not statistically valid.
7. The measure results are based on a sample of patients.
8. The number of months with measure data is below the reporting requirement.
9. The measure results are temporarily suppressed pending resubmission of updated data.
10. Test Measure: a measure being evaluated for reliability of the individual data elements or awaiting National Quality Forum Endorsement.
11. There were no eligible patients that met the denominator criteria.








The Joint Commission only reports measures endorsed by the [National Quality Forum](#).

\* This information can also be viewed at [Hospital Compare](#).

\*\* Indicates per 1000 hours of patient care.

\*\*\* The measure was not in effect for this quarter.

---- Null value or data not displayed.

<b>Hospital</b>	<a href="#">2016 National Patient Safety Goals</a>	Nationwide Comparison: 	Statewide Comparison: 
<b>Behavioral Health Care</b>	<a href="#">2016 National Patient Safety Goals</a>	Nationwide Comparison: 	Statewide Comparison: 
Reporting Period: January 2016 - December 2016			
<a href="#">National Quality Improvement Goals:</a>			
	<a href="#">Emergency Department</a>	National Comparison:  <sup>2</sup>	Statewide Comparison:  <sup>2</sup>
	<a href="#">Hospital-Based Inpatient Psychiatric Services</a>	National Comparison:  <sup>2</sup>	Statewide Comparison:  <sup>2</sup>
	<a href="#">Immunization</a>	National Comparison:  <sup>2</sup>	Statewide Comparison:  <sup>2</sup>
	<a href="#">Perinatal Care</a>	National Comparison:  <sup>2</sup>	Statewide Comparison:  <sup>2</sup>
	<a href="#">Tobacco Treatment</a>	National Comparison:  <sup>2</sup>	Statewide Comparison:  <sup>2</sup>
	<a href="#">Venous Thromboembolism (VTE)</a>	National Comparison:  <sup>2</sup>	Statewide Comparison:  <sup>2</sup>

[New Changes to Quarterly Measure](#)

[Download Quarterly Measure Results](#)

The Joint Commission only reports measures endorsed by the [National Quality Forum](#).

\* State results are not calculated for the National Patient Safety Goals.

**National Quality Improvement Goals:**

**Evans Army Community Hospital**

HCO ID: 9365  
 1650 Cochrane Circle, BLDG 7500  
 Fort Carson , CO, 80913-4604



Measure Area	Hospital-Based Inpatient Psychiatric Services Compared to Other Joint Commission Accredited Organizations				Nationwide		Statewide	
<a href="#">Read More</a>					2	2		

Measure	Hospital Results	Nationwide Top 10% Scored at Least	Average Rate	Statewide Top 10% Scored at Least	Average Rate		
Assessment of violence risk, substance use disorder, trauma and patient strengths completed - Overall Rate	99% of 89 Eligible Patients	Nationwide Statewide	Top 10% Scored at Least	100%	94%	Average Rate	100% 96%
<a href="#">Read More</a>							
<a href="#">See Quarterly Results</a>							

Quarterly Measure Results	
Number of Eligible Patients	
Rate	
Nationwide Average	
<b>Jan - Mar 2016</b>	
89	
100%	
94%	
<b>Apr - Jun 2016</b>	
89	
100%	
94%	
<b>Jul - Sep 2016</b>	
89	
97%	
94%	
<b>Oct - Dec 2016</b>	
1	
1	
94%	

Measure	Hospital Results	Nationwide Top 10% Scored at Least	Average Rate	Statewide Top 10% Scored at Least	Average Rate		
Assessment of violence risk, substance use disorder, trauma and patient strengths completed - Adult (18-64 years)	99% of 89 Eligible Patients	Nationwide Statewide	Top 10% Scored at Least	100%	94%	Average Rate	100% 95%
<a href="#">Read More</a>							
<a href="#">See Quarterly Results</a>							

## Quarterly Measure Results

Number of Eligible Patients

Rate

Nationwide Average

**Jan - Mar 2016**

89

100%

93%

**Apr - Jun 2016**

89

100%

94%

**Jul - Sep 2016**

89

97%


94%

**Oct - Dec 2016**

1

1

94%

Measure	Hospital Results	Nationwide Top 10% Scored at Least	Average Rate	Statewide Top 10% Scored at Least	Average Rate	Average Rate	
Multiple Antipsychotic Medications at Discharge with Appropriate Justification Overall Rate	 3 ----	Nationwide Statewide	Top 10% Scored at Least	100%	61%	Average Rate	86% 64%
<a href="#">Read More</a> (No Quarterly Result are available)							

## Quarterly Measure Results

Number of Eligible Patients  
Rate

Nationwide Average

**Jan - Mar 2016**

\_\_\_\_ 1

\_\_\_\_ 1

\_\_\_\_ 1

**Apr - Jun 2016**

\_\_\_\_ 1

\_\_\_\_ 1

\_\_\_\_ 1

**Jul - Sep 2016**

\_\_\_\_ 1

\_\_\_\_ 1

\_\_\_\_ 1

**Oct - Dec 2016**

\_\_\_\_ 1

\_\_\_\_ 1

\_\_\_\_ 1

Measure	Hospital Results	Nationwide Top 10% Scored at Least	Average Rate	Statewide Top 10% Scored at Least	Average Rate	Average Rate	Average Rate
Multiple Antipsychotic Medications at Discharge with Appropriate Justification Adults Age 18 - 64 <a href="#">Read More</a> (No Quarterly Result are available)	 3 ----	Nationwide Statewide	Top 10% Scored at Least	100%	62%	Average Rate	80% 68%

## Quarterly Measure Results

Number of Eligible Patients  
Rate

Nationwide Average

**Jan - Mar 2016**

\_\_\_\_ 1  
\_\_\_\_ 1  
\_\_\_\_ 1

**Apr - Jun 2016**


\_\_\_\_ 1  
\_\_\_\_ 1  
\_\_\_\_ 1

**Jul - Sep 2016**

\_\_\_\_ 1  
\_\_\_\_ 1  
\_\_\_\_ 1

**Oct - Dec 2016**

\_\_\_\_ 1  
\_\_\_\_ 1  
\_\_\_\_ 1

Measure	Hospital Results	Nationwide Top 10% Scored at Least	Average Rate	Statewide Top 10% Scored at Least	Average Rate		
Hours of Physical Restraint Use per 1000 Patient Hours - Overall Rate	 0.0 (0 Total Hours in Restraints)	Nationwide	Top 10% Scored at Least	N/A	0.5	Average Rate	N/A 1.28
<a href="#">Read More</a> <a href="#">See Quarterly Results</a>							

## Quarterly Measure Results

Total Patient Hours/1000  
 Total Patient Hours in Restraint  
 Rate of Restraint Use\*\*  
 Nationwide Rate\*\*

### Jan - Mar 2016

62.59

0

0

0.46

### Apr - Jun 2016

62.74

0

0

0.51

### Jul - Sep 2016

63.94

0

0

0.53

### Oct - Dec 2016

64.56

0

0

0.48

Measure	Hospital Results	Nationwide Top 10% Scored at Least	Average Rate	Statewide Top 10% Scored at Least	Average Rate		
Hours of Physical Restraint Use Adults Age 18 - 64 <a href="#">Read More</a> <a href="#">See Quarterly Results</a>	 0.0 (0 Total Hours in Restraints)	Nationwide Statewide	Top 10% Scored at Least	N/A	0.53	Average Rate	N/A 1.17

## Quarterly Measure Results

Total Patient Hours/1000  
 Total Patient Hours in Restraint  
 Rate of Restraint Use\*\*  
 Nationwide Rate\*\*

### Jan - Mar 2016

62.59

0

0

0.49

### Apr - Jun 2016

62.74

0

0

0.53

### Jul - Sep 2016

63.94

0

0

0.58


### Oct - Dec 2016

64.56

0

0

0.53

Measure	Hospital Results	Nationwide Top 10% Scored at Least	Average Rate	Statewide Top 10% Scored at Least	Average Rate		
Hours of Seclusion Use per 1000 Patient Hours - Overall Rate <a href="#">Read More</a> <a href="#">See Quarterly Results</a>	 0.0 (0 Total Hours in Seclusion)	Nationwide Statewide	Top 10% Scored at Least	N/A	0.36	Average Rate	N/A 3.63

## Quarterly Measure Results

Total Patient Hours/1000  
 Total Patient Hours in Seclusion  
 Rate of Seclusion Use\*\*  
 Nationwide Rate\*\*

### Jan - Mar 2016

62.59

0

0

0.36

### Apr - Jun 2016

62.74

0

0

0.35

### Jul - Sep 2016

63.94

0

0

0.35

### Oct - Dec 2016

64.56

0

0

0.39

Measure	Hospital Results	Nationwide Top 10% Scored at Least	Average Rate	Statewide Top 10% Scored at Least	Average Rate		
Hours of Seclusion Use Adults Age 18 - 64 <a href="#">Read More</a> <a href="#">See Quarterly Results</a>	0.0 (0 Total Hours in Seclusion)	Nationwide Statewide	Top 10% Scored at Least	N/A	0.41	Average Rate	N/A 4.31

## Quarterly Measure Results

Total Patient Hours/1000  
 Total Patient Hours in Seclusion  
 Rate of Seclusion Use\*\*  
 Nationwide Rate\*\*

### Jan - Mar 2016

62.59

0

0

0.41

### Apr - Jun 2016

62.74

0

0

0.40

### Jul - Sep 2016

63.94

0

0

0.40



### Oct - Dec 2016


64.56

0

0

0.45

Measure Area	Nationwide	Statewide
Venous Thromboembolism (VTE) Compared to Other Joint Commission Accredited Organizations	 2	 2
<a href="#">Read More</a>		

Measure	Hospital Results	Nationwide		Statewide		Average Rate	Average Rate
		Top 10% Scored at Least	Average Rate	Top 10% Scored at Least	Average Rate		
VTE Discharge Instructions <a href="#">Read More</a> (No Quarterly Result are available)	 4 ----	Nationwide Statewide	Top 10% Scored at Least	100%	93%	Average Rate	100% 94%



## Quarterly Measure Results

Number of Eligible Patients

Rate

Nationwide Average

**Jan - Mar 2016**

1

1

93%

**Apr - Jun 2016**

1

1

93%

**Jul - Sep 2016**

1

1

93%

**Oct - Dec 2016**

1

1

93%

Measure Area

Nationwide Statewide

Perinatal Care Compared to Other Joint Commission

2

2

[Read More](#)

Accredited Organizations

Measure	Hospital Results	Nationwide Top 10% Scored at Least	Average Rate	Statewide Top 10% Scored at Least	Average Rate		
Elective Delivery <a href="#">Read More</a> <a href="#">See Quarterly Results</a>	10% of 30 Eligible Patients	Nationwide Statewide	Top 10% Scored at Least	0%	2%	Average Rate	0% 2%

## Quarterly Measure Results

Number of Eligible Patients

Rate

Nationwide Average

**Jan - Mar 2016**

30

7%

2%

**Apr - Jun 2016**

30

0%

2%

**Jul - Sep 2016**

30

18%


2%

**Oct - Dec 2016**

1

1

2%

Measure	Hospital Results	Nationwide Top 10% Scored at Least	Average Rate	Statewide Top 10% Scored at Least	Average Rate		
Exclusive Breast Milk Feeding <a href="#">Read More</a> <a href="#">See Quarterly Results</a>	 67% of 269 Eligible Patients	Nationwide Statewide	Top 10% Scored at Least	75%	53%	Average Rate	85% 72%

## Quarterly Measure Results

Number of Eligible Patients

Rate

Nationwide Average

**Jan - Mar 2016**

269

60%

52%

**Apr - Jun 2016**

269

69%

54%

**Jul - Sep 2016**

269

72%


54%

**Oct - Dec 2016**

1

1

52%

Measure	Hospital Results	Nationwide Top 10% Scored at Least	Average Rate	Statewide Top 10% Scored at Least	Average Rate		
Antenatal Steroids <a href="#">Read More</a> (No Quarterly Result are available)	 3 ----	Nationwide Statewide	Top 10% Scored at Least	100%	98%	Average Rate	100% 99%

## Quarterly Measure Results

Number of Eligible Patients

Rate

Nationwide Average

**Jan - Mar 2016**

1

1

98%

**Apr - Jun 2016**

1

1

98%

**Jul - Sep 2016**

1

1

98%

**Oct - Dec 2016**

1

1

98%

Measure Area

Nationwide Statewide

Emergency Department Compared to Other Joint Commission  
[Read More](#) Accredited Organizations

ND 2

ND 2

Measure	Hospital Results	Nationwide	Weighted Median	Statewide	Weighted Median		
		Top 10% Scored at Most		Top 10% Scored at Most			
Median Time from ED Arrival to ED Departure for Admitted ED Patients <a href="#">Read More</a> <a href="#">See Quarterly Results</a>	ND 2 339.00 minutes 153 eligible Patients	Nationwide Statewide	Top 10% Scored at Least	203.00	313.00	Average Rate	189.70248.07

## Quarterly Measure Results

Number of Eligible Patients  
 Weighted Median Minutes  
 Nationwide Weighted Median Minutes

### Jan - Mar 2016

153  
 365.00  
 323.58

### Apr - Jun 2016

153  
 304.00  
 309.72

### Jul - Sep 2016

153  
 339.00  
 307.03

### Oct - Dec 2016

1  
 1  
 310.04

Measure	Hospital Results	Nationwide Top 10% Scored at Most	Weighted Median	Statewide Top 10% Scored at Most	Weighted Median	Average Rate	
Admit Decision Time to ED	77.00 minutes	Nationwide Statewide	Top 10% Scored at Least	54.00	126.00	55.39	103.82
Departure Time for Admitted Patients	137 eligible Patients						

Admit Decision Time to ED N/D 2

Departure Time for Admitted Patients

[Read More](#)

[See Quarterly Results](#)

## Quarterly Measure Results

Number of Eligible Patients  
 Weighted Median Minutes  
 Nationwide Weighted Median Minutes

### Jan - Mar 2016

137  
 91.00  
 132.63

### Apr - Jun 2016

137  
 76.00  
 123.75

### Jul - Sep 2016


137  
 43.00  
 120.99

### Oct - Dec 2016

1  
 1  
 125.26

Measure Area Nationwide Statewide

Immunization Compared to Other Joint Commission N/D N/D  
[Read More](#) Accredited Organizations

Measure	Hospital Results	Nationwide		Statewide		Average Rate	100% 95%
		Top 10% Scored at Least	Average Rate	Top 10% Scored at Least	Average Rate		
Influenza Immunization <a href="#">Read More</a> <a href="#">See Quarterly Results</a>	 79% of 245 Eligible Patients	Nationwide Statewide	Top 10% Scored at Least	100%	94%	Average Rate	100% 95%

## Quarterly Measure Results

Number of Eligible Patients  
Rate

Nationwide Average

**Apr - Jun 2016**

1

1

1

**Jul - Sep 2016**

1

1

1

**Oct - Dec 2016**

1

1

93%

**Jan - Mar 2016**

245

79%

95%

Measure Area

Nationwide Statewide

Tobacco Treatment Compared to Other Joint Commission  
[Read More](#) Accredited Organizations

2

2

Measure	Hospital Results	Nationwide Top 10% Scored at Least	Average Rate	Statewide Top 10% Scored at Least	Average Rate		
Tobacco Use Screening <a href="#">Read More</a> <a href="#">See Quarterly Results</a>	88% of 235 Eligible Patients	Nationwide Statewide	Top 10% Scored at Least	100%	98%	Average Rate	100% 99%

## Quarterly Measure Results

Number of Eligible Patients

Rate

Nationwide Average

**Jan - Mar 2016**

235

90%

98%

**Apr - Jun 2016**

235

100%

99%

**Jul - Sep 2016**

235

84%

98%

**Oct - Dec 2016**

1

1

99%

Measure	Hospital Results	Nationwide Top 10% Scored at Least	Average Rate	Statewide Top 10% Scored at Least	Average Rate		
Tobacco Use Treatment Provided or Offered <a href="#">Read More</a> <a href="#">See Quarterly Results</a>	<span style="border: 1px solid black; border-radius: 50%; padding: 2px;">ND</span> 3 59% of 27 Eligible Patients	Nationwide Statewide	Top 10% Scored at Least	99%	70%	Average Rate	85% 51%



## Quarterly Measure Results

Number of Eligible Patients

Rate

Nationwide Average

**Jan - Mar 2016**

27

25%

66%

**Apr - Jun 2016**

27

82%

68%

**Jul - Sep 2016**

27

50%


70%

**Oct - Dec 2016**

     1

     1

73%

Measure	Hospital Results	Nationwide Top 10% Scored at Least	Average Rate	Statewide Top 10% Scored at Least	Average Rate		
Tobacco Use Treatment <a href="#">Read More</a> <a href="#">See Quarterly Results</a>	 3 7% of 27 Eligible Patients	Nationwide Statewide	Top 10% Scored at Least	68%	35%	Average Rate	37% 21%

## Quarterly Measure Results

Number of Eligible Patients

Rate

Nationwide Average

**Jan - Mar 2016**

27

0%

33%

**Apr - Jun 2016**

27

18%

35%

**Jul - Sep 2016**

27

0%

34%

**Oct - Dec 2016**

1

1

36%

Measure	Hospital Results	Nationwide Top 10% Scored at Least	Average Rate	Statewide Top 10% Scored at Least	Average Rate	Average Rate	Average Rate
Tobacco Use Treatment Provided or Offered at Discharge <a href="#">Read More</a> <a href="#">See Quarterly Results</a>	 3 15% of 27 Eligible Patients	Nationwide Statewide	Top 10% Scored at Least	94%	49%	Average Rate	67% 27%

## Quarterly Measure Results

Number of Eligible Patients

Rate

Nationwide Average

**Jan - Mar 2016**

27

50%

46%

**Apr - Jun 2016**

27

18%

48%

**Jul - Sep 2016**

27

0%

48%

**Oct - Dec 2016**

1

1

51%

Measure	Hospital Results	Nationwide Top 10% Scored at Least	Average Rate	Statewide Top 10% Scored at Least	Average Rate		
Tobacco Use Treatment at Discharge <a href="#">Read More</a> <a href="#">See Quarterly Results</a>	<span style="border: 1px solid black; border-radius: 50%; padding: 2px;">ND</span> 3 0% of 27 Eligible Patients	Nationwide Statewide	Top 10% Scored at Least	33%	11%	Average Rate	5% 2%

## Quarterly Measure Results

Number of Eligible Patients

Rate

Nationwide Average

**Jan - Mar 2016**

27

0%

11%

**Apr - Jun 2016**

27

0%

12%

**Jul - Sep 2016**

27

0%

10%

**Oct - Dec 2016**

    1

    1

11%