



Organizations that have achieved
The Gold Seal of Approval® from
The Joint Commission®



Quality Report





Cullman Regional Medical Center

HCO ID: 7953
1912 Alabama Highway 157
Cullman, AL, 35058
(256) 737-2593
cullmanregional.com

Summary of Quality Information

Accreditation Programs

[View Accreditation History](#)

	Accreditation Decision	Effective Date	Last Full Survey Date	Last On-Site Survey Date
 Home Care	Accredited	6/14/2018	6/13/2018	6/13/2018
 Hospital	Accredited	6/16/2018	6/15/2018	5/17/2019
 Laboratory	Accredited	9/26/2020	9/25/2020	9/25/2020

Sites

Cullman Regional Medical Center

DBA: Cullman Regional
1912 Alabama Highway 157
Cullman, AL, 35058

Available Services

- Cardiac Catheterization Lab (Surgical Services)
- Cardiothoracic Surgery (Surgical Services)
- Continuous Positive Airway Pressure
- CT Scanner (Imaging/Diagnostic Services)
- Ear/Nose/Throat Surgery (Surgical Services)
- EEG/EKG/EMG Lab (Imaging/Diagnostic Services)
- Gastroenterology (Surgical Services)
- General Laboratory Tests
- Gynecological Surgery (Surgical Services)
- Home Health Aides
- Home Health, Non-Hospice Services
- Hospice Care
- Inpatient Unit (Inpatient)
- Interventional Radiology (Imaging/Diagnostic Services)

- Labor & Delivery (Inpatient)
- Magnetic Resonance Imaging (Imaging/Diagnostic Services)
- Medical /Surgical Unit (Inpatient)
- Medical ICU (Intensive Care Unit)
- Medical Social Services
- Non-Sterile Medication Compounding (Inpatient)
- Normal Newborn Nursery (Inpatient)
- Nuclear Medicine (Imaging/Diagnostic Services)
- Occupational Therapy
- Ophthalmology (Surgical Services)
- Orthopedic Surgery (Surgical Services)
- Outpatient Clinics (Outpatient)
- Pediatric Unit (Inpatient)
- Personal Care/Support Non-Hospice
- Physical Therapy
- Plastic Surgery (Surgical Services)
- Respiratory Assist Devices
- Respiratory Equipment
- Skilled Nursing Services
- Sleep Laboratory
- Sleep Laboratory (Sleep Laboratory)
- Sterile Medication Compounding (Inpatient)
- Teleradiology (Imaging/Diagnostic Services)
- Thoracic Surgery (Surgical Services)
- Toxicology
- Ultrasound (Imaging/Diagnostic Services)
- Urology (Surgical Services)
- Vascular Surgery (Surgical Services)

Cullman Regional Medical Center

DBA: Cullman Regional Urgent Care
 1958 AL Hwy 157
 Cullman, AL, 35058

Available Services







- General Laboratory Tests
- Urgent Care (Outpatient)

Other Clinics/Practices Located at This Site:

- Diagnostic Imaging

National Patient Safety Goals and National Quality Improvement Goals

Symbol Key

-  This organization achieved the best possible results
-  This organization's performance is above the target range/value
-  This organization's performance is similar to the target range/value
-  This organization's performance is below the target range/value
-  This measure is not applicable for this organization
-  Not displayed

Measures Footnote Key

1. The measure or measure set was not reported.
2. The measure set does not have an overall result.
3. The number is not enough for comparison purposes.
4. The measure meets the Privacy Disclosure Threshold rule.
5. The organization scored above 90% but was below most other organizations.
6. The measure results are not statistically valid.
7. The measure results are based on a sample of patients.
8. The number of months with measure data is below the reporting requirement.
9. The measure results are temporarily suppressed pending resubmission of updated data.
10. Test Measure: a measure being evaluated for reliability of the individual data elements or awaiting National Quality Forum Endorsement.
11. There were no eligible patients that met the denominator criteria.









The Joint Commission only reports measures endorsed by the [National Quality Forum](#).

* This information can also be viewed at [Hospital Compare](#).

** Indicates per 1000 hours of patient care.

*** The measure was not in effect for this quarter.

---- Null value or data not displayed.

Home Care	2018 National Patient Safety Goals	Nationwide Comparison: 	Statewide Comparison: 
Hospital	2019 National Patient Safety Goals	Nationwide Comparison: 	Statewide Comparison: 
Laboratory	2020 National Patient Safety Goals	Nationwide Comparison: 	Statewide Comparison: 
<p>Reporting Period: January 2019 - December 2019 National Quality Improvement Goals:</p>			
	Emergency Department	National Comparison:  2	Statewide Comparison:  2
	Perinatal Care	National Comparison:  2	Statewide Comparison:  2

[New Changes to Quarterly Measure](#)

[Download Quarterly Measure Results](#)

The Joint Commission only reports measures endorsed by the [National Quality Forum](#).

* State results are not calculated for the National Patient Safety Goals.

National Quality Improvement Goals:

Cullman Regional Medical Center

HCO ID: 7953

1912 Alabama Highway 157

Cullman , AL, 35058

Measure Area

Perinatal Care Compared to Other Joint Commission
[Read More](#) Accredited Organizations

Nationwide Statewide

2

2

Measure	Hospital Results	Nationwide Top 10% Scored at Least	Average Rate	Statewide Top 10% Scored at Least	Average Rate		
Elective Delivery Read More See Quarterly Results	0% of 72 Eligible Patients	Nationwide Statewide	Top 10% Scored at Least	0%	2%	Average Rate	0% 2%

Quarterly Measure Results

Number of Eligible Patients

Rate

Nationwide Average

Jan - Mar 2019

72

0%

2%

Apr - Jun 2019

72

0%

2%

Jul - Sep 2019

72

0%


2%

Oct - Dec 2019

72

0%

2%

Measure	Hospital Results	Nationwide Top 10% Scored at Least	Average Rate	Statewide Top 10% Scored at Least	Average Rate		
Cesarean Birth Read More See Quarterly Results	 0% of Eligible Patients	Nationwide Statewide	Top 10% Scored at Least	12%	25%	Average Rate	12% 29%

Quarterly Measure Results

Number of Eligible Patients

Rate

Nationwide Average

Jan - Mar 2019

1

1

25%

Apr - Jun 2019

1

1

25%

Jul - Sep 2019

1

1


25%

Oct - Dec 2019

1

1

25%

Measure	Hospital Results	Nationwide Top 10% Scored at Least	Average Rate	Statewide Top 10% Scored at Least	Average Rate		
Exclusive Breast Milk Feeding Read More See Quarterly Results	 48% of 499 Eligible Patients	Nationwide Statewide	Top 10% Scored at Least	73%	51%	Average Rate	58% 38%

Quarterly Measure Results

Number of Eligible Patients

Rate

Nationwide Average

Jan - Mar 2019

499

44%

51%

Apr - Jun 2019

499

51%

52%

Jul - Sep 2019

499

45%


51%

Oct - Dec 2019

499

56%

50%

Measure	Hospital Results	Nationwide Top 10% Scored at Least	Average Rate	Statewide Top 10% Scored at Least	Average Rate		
Antenatal Steroids Read More See Quarterly Results	 100% of 4 Eligible Patients	Nationwide Statewide	Top 10% Scored at Least	100%	98%	Average Rate	100% 96%

Quarterly Measure Results

Number of Eligible Patients

Rate

Nationwide Average

Jan - Mar 2019

1

1

98%

Apr - Jun 2019

4

4

99%

Jul - Sep 2019

4

4

99%

Oct - Dec 2019

4

4

98%

Measure	Hospital Results	Nationwide Top 10% Scored at Least	Average Rate	Statewide Top 10% Scored at Least	Average Rate	Average Rate	
Unexpected Complications in Term Newborns per 1000 livebirths - Overall Rate Read More See Quarterly Results	 10 17% of 477 Eligible Patients	Nationwide Statewide	Top 10% Scored at Least	17%	32%	Average Rate	17% 42%

Quarterly Measure Results

Number of Eligible Patients

Rate

Nationwide Average

Jan - Mar 2019

477

26%

32%

Apr - Jun 2019

477

21%

31%

Jul - Sep 2019

477

7%

32%

Oct - Dec 2019

477

14%

32%

Measure	Hospital Results	Nationwide Top 10% Scored at Least	Average Rate	Statewide Top 10% Scored at Least	Average Rate		
Unexpected Complications in Term Newborns per 1000 livebirths - Severe Rate	ND 10 10% of 477 Eligible Patients	Nationwide Statewide	Top 10% Scored at Least	6%	13%	Average Rate	7% 16%
Read More See Quarterly Results							

Quarterly Measure Results

Number of Eligible Patients

Rate

Nationwide Average

Jan - Mar 2019

477

9%

14%

Apr - Jun 2019

477

21%

13%

Jul - Sep 2019

477

7%


14%

Oct - Dec 2019

477

0%

13%

Measure	Hospital Results	Nationwide Top 10% Scored at Least	Average Rate	Statewide Top 10% Scored at Least	Average Rate	Average Rate	
Unexpected Complications in Term Newborns per 1000 livebirths - Moderate Rate Read More See Quarterly Results	 10 6% of 477 Eligible Patients	Nationwide Statewide	Top 10% Scored at Least	3%	18%	Average Rate	0% 25%

Quarterly Measure Results

Number of Eligible Patients

Rate

Nationwide Average

Jan - Mar 2019

477

17%

18%

Apr - Jun 2019

477

0%

18%

Jul - Sep 2019

477

0%

19%

Oct - Dec 2019

477

14%

19%

Measure Area

Nationwide Statewide

Emergency Department Compared to Other Joint Commission
[Read More](#) Accredited Organizations

ND 2

ND 2

Measure	Hospital Results	Nationwide	Weighted Median	Statewide	Weighted		Average Rate	
		Top 10% Scored at Most		Top 10% Scored at Most	Median			
Admit Decision Time to ED	ND 2							
Departure Time for Admitted Patients Read More See Quarterly Results	64.00 minutes 928 eligible Patients	Nationwide Statewide	Top 10% Scored at Least	55.00	133.00			46.97 102.75

Quarterly Measure Results

Number of Eligible Patients
Weighted Median Minutes
Nationwide Weighted Median Minutes

Jan - Mar 2019

928
66.00
149.03

Apr - Jun 2019

928
63.00
129.15

Jul - Sep 2019

928
65.00
123.92

Oct - Dec 2019

928
64.00
129.12